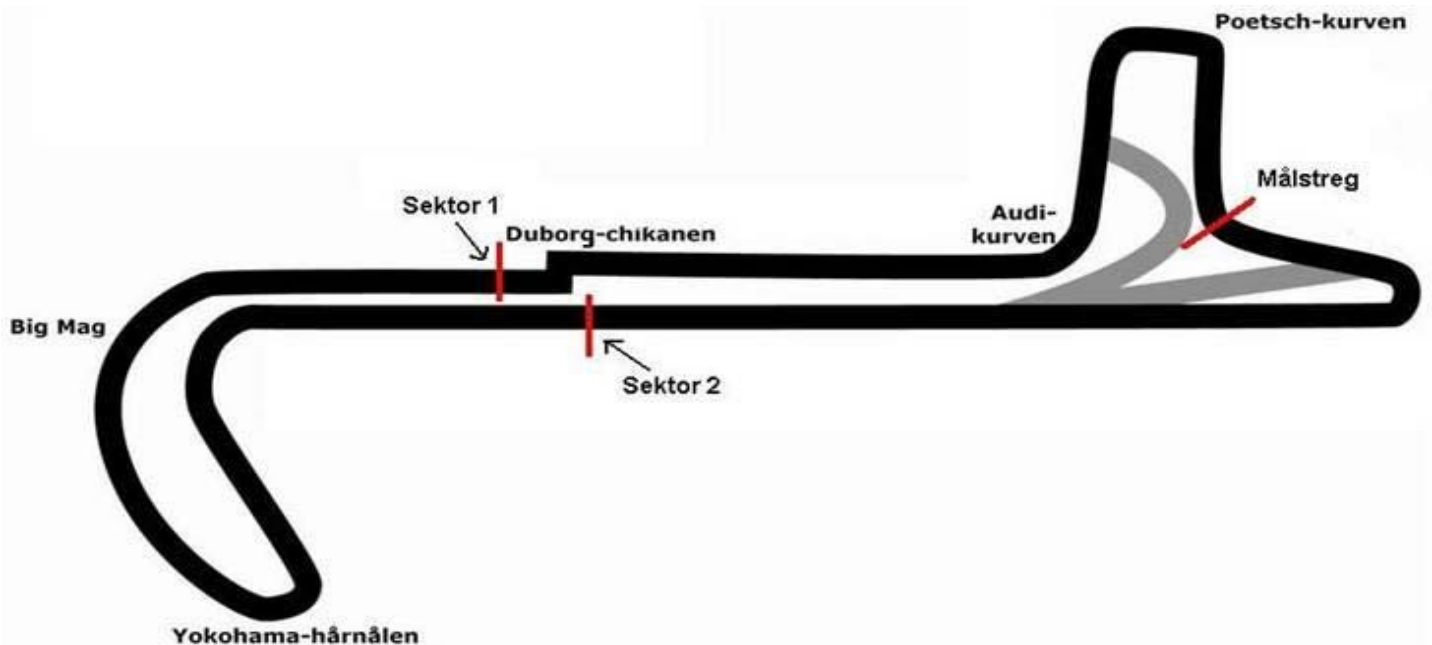


Padborg Park Open

Padborg Park (DNK), 21-22.04.2018.

RESULTS' BOOKLET



Padborg Park Open

Sorted on Best Lap time

OK Mobil 1 Danish Supertourisme Turbo

Padborg Park 2,150 km

Starting List


2018.04.21. 07:00

Practice

Pos	No.	Name	Driver Lic.	Nat.	Club Name	ClubCode	Car	Class
1	7	Casper Roes Andersen	36383	DNK	Sonderso Karting Klub	SKK-039	BMW Supertourisme	DST AM
2	9	Lasse Poulsen	30738	DNK	Sonderso Karting Klub	SKK-039	DST V6	DST AM
3	11	Martin Andersen	35227	DNK	Aarhus Automobil Sport	AAS-027	DST BMW M4-Edition DST	DST PRO
4	14	Kevin Rossel	4781	DNK	Vojens Karting Klub	VKK-075	BMW DST	DST PRO
5	18	Jonas Svensson	32330	DNK	Djursland Motor Klub Auto	DMKA-006	BMW DST	DST PRO
6	19	Michelle Gatting	1920	DNK	Automobil Sports Klubben Hedeland	ASKH-001	BMW Supertourisme	DST PRO
7	20	Nicolas Kiesa	5064	DNK	L.U.G.	LUG-078	DST Audi RS5	DST PRO
8	23	Kristian Thorsen	40519	DNK	Motor Sport Sønderjylland	MSS-022	DST V6	DST AM
9	30	Mikkel Bang Johnsen	3501	DNK	Motorsport Nordjylland	MNJ-099	DST	DST PRO
10	31	Nicki Kristensen	34550	DNK	Motor Sport Sønderjylland	MSS-022	Audi S5	DST PRO
11	32	Henrik Jansen	7417	DNK	Automobil Sports Klubben Hedeland	ASKH-001	Mercedes DST	DST AM
12	44	Kenneth Jensen	39903	DNK	Viborg Motor Klub Auto	VMKA-077	Mercedes DST	DST PRO
13	48	Frederik Nymark	760	DNK	Aarhus Automobil Sport	AAS-027	DST V6	DST PRO
14	55	Mathias Storbak	32211	DNK	Grindsted Go-kart Klub	GGK-013	Mercedes DST	DST AM
15	71	Carsten Lorenzen	56815	DNK	Motor Sport Sønderjylland	MSS-022	Mercedes V6 Mitjet	DST AM
16	74	Nicki Petersen	32089	DNK	Djursland Motor Klub Auto	DMKA-006	Mercedes c 63s AMG	DST PRO
17	77	Johnny Pedersen	34290	DNK	Automobil Sports Klubben Hedeland	ASKH-001	BMW DST	DST AM
18	84	Louise Frost	74025	DNK	Viking Auto Sport	VAS-018	DST Turbo	DST AM
19	94	Anders Arnfelt Elkjaer	902	DNK	Aarhus Automobil Sport	AAS-027	DST Nissan	DST PRO
20	97	Ole Petersen	34377	DNK	Motor Sport Sønderjylland	MSS-022	Mercedes Supertourisme	DST PRO
21	512	Kevin Verner	58609	DNK	Aarhus Automobil Sport	AAS-027	Mitjet BMW	DST PRO

These results are provisional, until the conclusion of any judicial and technical inquiries.

Orbits


Hans-Jorn Sogaard Andersen
Clerk of the Course


Attila Boros
Chief Timekeeper

Padborg Park Open

Sorted on Best Lap time

OK Mobil 1 Danish Supertourisme Turbo

Padborg Park 2,150 km

Free Practice

2018.04.21. 10:00

Practice (20:00 Time) started at 10:00:24

Pos	No.	Name	Nat.	Car	Class	Laps	Best Tm	Diff	Gap	In Lap
1	14	Kevin Rossel	DNK	BMW DST	DST PRO	15	59.198			14
2	512	Kevin Verner	DNK	Mitjet BMW	DST PRO	10	59.429	0.231	0.231	9
3	11	Martin Andersen	DNK	DST BMW M4-Edition DST	DST PRO	16	59.518	0.320	0.089	16
4	97	Ole Petersen	DNK	Mercedes Supertourisme	DST PRO	6	59.578	0.380	0.060	5
5	20	Nicolas Kiesa	DNK	DST Audi RS5	DST PRO	16	59.641	0.443	0.063	15
6	19	Michelle Gatting	DNK	BMW Supertourisme	DST PRO	13	59.657	0.459	0.016	5
7	48	Frederik Nymark	DNK	DST V6	DST PRO	10	59.668	0.470	0.011	9
8	30	Mikkel Bang Johnsen	DNK	DST	DST PRO	16	59.765	0.567	0.097	14
9	32	Henrik Jansen	DNK	Mercedes DST	DST AM	16	59.787	0.589	0.022	10
10	7	Casper Roes Andersen	DNK	BMW Supertourisme	DST AM	17	1:00.188	0.990	0.401	7
11	9	Lasse Poulsen	DNK	DST V6	DST AM	16	1:00.196	0.998	0.008	14
12	31	Nicki Kristensen	DNK	Audi S5	DST PRO	15	1:00.287	1.089	0.091	13
13	18	Jonas Svensson	DNK	BMW DST	DST PRO	14	1:00.329	1.131	0.042	12
14	44	Kenneth Jensen	DNK	Mercedes DST	DST PRO	16	1:00.527	1.329	0.198	15
15	94	Anders Arnfelt Elkjaer	DNK	DST Nissan	DST PRO	14	1:00.781	1.583	0.254	11
16	55	Mathias Storbank	DNK	Mercedes DST	DST AM	16	1:00.819	1.621	0.038	14
17	84	Louise Frost	DNK	DST Turbo	DST AM	15	1:01.288	2.090	0.469	8
18	77	Johnny Pedersen	DNK	BMW DST	DST AM	16	1:02.683	3.485	1.395	9
19	71	Carsten Lorenzen	DNK	Mercedes V6 Mitjet	DST AM	15	1:03.096	3.898	0.413	4
20	74	Nicki Petersen	DNK	Mercedes c 63s AMG	DST PRO	6	1:05.017	5.819	1.921	5
Not classified										
DNS	23	Kristian Thorsen	DNK	DST V6	DST AM					0

Orbits

These results are provisional, until the conclusion of any judicial and technical inquiries.



Hans-Jorn Sogaard Andersen
Clerk of the Course



Attila Boros
Chief Timekeeper



CHRONOMOTO
TIMING

Padborg Park Open

OK Mobil 1 Danish Supertourisme Turbo

Padborg Park 2,150 km

Free Practice

2018.04.21. 10:00

Practice (20:00 Time) started at 10:00:24

Lap	Time of Day	Lap Tm	Diff	S1 Tm	S2 Tm	S3 Tm	Lap	Time of Day	Lap Tm	Diff	S1 Tm	S2 Tm	S3 Tm
(14) Kevin Rossel													
1	10:03:30.612	1:16.738	+17.540	22.905	31.732	22.101	1	10:03:34.420	1:05.456	+5.799	21.766	27.900	15.790
2	10:04:36.010	1:05.398	+6.200	21.794	28.013	15.591	2	10:04:36.418	1:01.998	+2.341	20.249	26.375	15.374
3	10:05:38.439	1:02.429	+3.231	19.788	26.866	15.775	3	10:05:37.865	1:01.447	+1.790	19.783	26.646	15.018
4	10:06:38.736	1:00.297	+1.099	19.555	25.977	14.765	4	10:06:38.025	1:00.160	+0.503	19.497	25.900	14.763
5	10:07:38.491	59.755	+0.557	19.430	25.690	14.635	5	10:07:37.682	59.657		19.372	25.576	14.709
6	10:08:38.443	59.952	+0.754	19.188	25.919	14.845	6	10:08:39.015	1:01.333	+1.676	19.267	26.664	15.402
7	10:09:38.232	59.789	+0.591	19.423	25.656	14.710	7	10:09:38.789	59.774	+0.117	19.422	25.662	14.690
8	10:10:38.081	59.849	+0.651	19.663	25.671	14.515	8	10:10:38.569	59.780	+0.123	19.435	25.759	14.586
9	10:11:38.416	1:00.335	+1.137	19.863	25.862	14.610	p9	10:11:52.250	1:13.681	+14.024	19.669	26.230	
10	10:12:37.811	59.395	+0.197	19.332	25.520	14.543	10	10:18:18.743	6:26.493	+5:26.836		26.685	14.819
p11	10:13:47.768	1:09.957	+10.759	19.742	26.374		11	10:19:19.202	1:00.459	+0.802	19.643	25.918	14.898
12	10:16:37.268	2:49.500	+1:50.302	26.469	14.829		12	10:20:18.976	59.774	+0.117	19.432	25.612	14.730
13	10:17:36.951	59.683	+0.485	19.402	25.640	14.641	p13	10:21:30.341	1:11.365	+11.708	19.535	25.816	
14	10:18:36.149	59.198		19.182	25.413	14.603	(48) Frederik Nymark						
p15	10:19:45.333	1:09.184	+9.986	19.240	25.469		1	10:03:41.171	1:07.757	+8.089	22.220	29.482	16.055
							2	10:04:44.503	1:03.332	+3.664	20.252	27.531	15.549
							3	10:05:45.874	1:01.371	+1.703	20.235	26.064	15.072
							4	10:06:46.241	1:00.367	+0.699	19.439	25.870	15.058
							p5	10:07:56.594	1:10.353	+10.685	19.663	25.848	
							6	10:13:01.860	5:05.266	+4:05.598		31.920	18.748
							7	10:14:02.025	1:00.165	+0.497	19.383	25.746	15.036
							8	10:15:09.161	1:07.136	+7.468	19.382	30.118	17.636
							9	10:16:08.829	59.668		19.185	25.604	14.879
							p10	10:17:18.407	1:09.578	+9.910	19.673	26.494	
							(30) Mikkel Bang Johnsen						
							1	10:03:56.121	1:23.309	+23.544	27.692	34.909	20.708
							2	10:05:11.506	1:15.385	+15.620	23.687	31.813	19.885
							3	10:06:24.609	1:13.103	+13.338	24.400	30.897	17.806
							4	10:07:27.954	1:03.345	+3.580	20.673	26.741	15.931
							5	10:08:28.554	1:00.600	+0.835	19.603	25.966	15.031
							6	10:09:28.946	1:00.392	+0.627	19.433	25.962	14.997
							7	10:10:29.065	1:00.119	+0.354	19.472	25.760	14.887
							8	10:11:29.097	1:00.032	+0.267	19.253	25.829	14.950
							9	10:12:28.948	59.851	+0.086	19.293	25.761	14.797
							10	10:13:41.449	1:12.501	+12.736	23.114	31.463	17.924
							11	10:14:55.823	1:14.374	+14.609	23.474	33.831	17.069
							p12	10:16:06.456	1:10.633	+10.868	19.670	26.004	
							13	10:17:29.751	1:23.295	+23.530		26.182	15.123
							14	10:18:29.516	59.765		19.343	25.612	14.810
							15	10:19:29.740	1:00.224	+0.459	19.443	25.775	15.006
							16	10:20:30.158	1:00.418	+0.653	19.680	25.926	14.812
							(32) Henrik Jansen						
							1	10:02:50.612	1:04.792	+5.005	20.779	27.996	16.017
							2	10:03:51.670	1:01.058	+1.271	19.865	26.030	15.163
							3	10:04:51.536	59.866	+0.079	19.255	25.701	14.910
							4	10:05:51.892	1:00.356	+0.569	19.522	25.911	14.923
							5	10:06:51.706	59.814	+0.027	19.318	25.628	14.868
							p6	10:08:05.385	1:13.679	+13.892	19.396	25.910	
							7	10:10:56.424	2:51.039	+1:51.252		26.728	15.196
							8	10:11:56.934	1:00.510	+0.723	19.475	25.957	15.078
							9	10:12:57.305	1:00.371	+0.584	19.479	25.992	14.900
							10	10:13:57.092	59.787		19.311	25.723	14.753
							11	10:15:02.383	1:05.291	+5.504	22.333	27.253	15.705
							12	10:16:04.578	1:02.195	+2.408	19.410	25.758	17.027
							13	10:17:05.351	1:00.773	+0.986	19.281	26.464	15.028
							14	10:18:05.424	1:00.073	+0.286	19.388	25.803	14.882
							15	10:19:05.408	59.984	+0.197	19.200	25.835	14.949
							p16	10:20:25.460	1:20.052	+20.265	22.548	29.564	
							(7) Casper Roes Andersen						
							1	10:03:07.318	1:04.896	+4.708	21.619	27.696	15.581
							2	10:04:09.426	1:02.108	+1.920	20.238	26.736	15.134
							3	10:05:11.085	1:01.659	+1.471	19.916	26.423	15.320
							4	10:06:13.358	1:02.273	+2.085	19.838	26.998	15.437
							5	10:07:14.393	1:01.035	+0.847	19.827	26.167	15.041
							6	10:08:15.109	1:00.716	+0.528	19.715	26.095	14.906
							7	10:09:15.297	1:00.188		19.417	25.982	14.789
							8	10:10:15.748	1:00.451	+0.263	19.615	25.889	14.947
							p9	10:11:27.149	1:11.401	+11.213	19.499	26.090	
							10	10:13:50.550	2:23.401	+1:23.213		28.588	15.185
(512) Kevin Verner													
1	10:03:05.659	1:04.255	+4.826	21.302	27.569	15.384							
2	10:04:06.783	1:01.124	+1.695	19.891	26.299	14.934							
3	10:05:07.564	1:00.781	+1.352	19.526	26.432	14.823							
4	10:06:07.624	1:00.060	+0.631	19.412	25.891	14.757							
5	10:07:07.541	59.917	+0.488	19.403	25.844	14.670							
6	10:08:07.267	59.726	+0.297	19.248	25.720	14.758							
7	10:09:06.796	59.529	+0.100	19.163	25.657	14.709							
8	10:10:08.056	1:01.260	+1.831	19.085	25.774	16.401							
9	10:11:07.485	59.429		19.232	25.577	14.620							
p10	10:12:29.155	1:21.670	+22.241	23.899	29.475								
(11) Martin Andersen													
1	10:03:00.016	1:03.350	+3.832	20.721	27.026	15.603							
2	10:04:02.594	1:02.578	+3.060	19.999	27.153	15.426							
3	10:05:03.593	1:00.999	+1.481	19.897	26.125	14.977							
4	10:06:04.042	1:00.449	+0.931	19.486	26.006	14.957							
p5	10:07:14.348	1:10.306	+10.788	19.624	26.300								
6	10:10:49.705	3:35.357	+2:35.839	31.103	18.487								
7	10:11:51.227	1:01.522	+2.004	20.144	26.347	15.031							
8	10:12:51.915	1:00.688	+1.170	19.542	26.172	14.974							
9	10:13:51.996	1:00.081	+0.563	19.364	25.835	14.882							
10	10:14:51.889	59.893	+0.375	19.423	25.740	14.730							
11	10:15:51.775	59.886	+0.368	19.279	25.769	14.838							
12	10:16:51.435	59.660	+0.142	19.257	25.645	14.758							
13	10:17:51.530	1:00.095	+0.577	19.266	26.160	14.669							
14	10:18:51.393	59.863	+0.345	19.143	25.828	14.892							
15	10:19:50.989	59.596	+0.078	19.262	25.637	14.697							
16	10:20:50.507	59.518		19.256	25.601	14.661							
(97) Ole Petersen													
1	10:02:50.359	1:03.291	+3.713	20.102	27.787	15.402							
2	10:03:50.885	1:00.526	+0.948	19.729	25.902	14.895							
3	10:04:50.785	59.900	+0.322	19.392	25.610	14.898							
4	10:05:50.559	59.774	+0.196	19.221	25.778	14.775							
5	10:06:50.137	59.578		19.289	25.503	14.786							
p6	10:08:02.554	1:12.417	+12.839	19.206	26.415								
(20) Nicolas Kiesa													
1	10:02:52.732	1:07.483	+7.842	21.019	29.560	16.904							
2	10:03:54.998	1:02.266	+2.625	20.409	26.046	15.811							
3	10:04:55.451	1:00.453	+0.812	19.605	25.954	14.894							
4	10:05:55.418	59.967	+0.326	19.561	25.605	14.801							
5	10:06:55.737	1:00.319	+0.678	19.219	26.046	15.054							
6	10:07:56.269	1:00.532	+0.891	19.686	25.879	14.967							
7	10:08:55.936	59.667	+0.026	19.345	25.701	14.621							
p8	10:10:11.511	1:15.575	+15.934	20.216	26.181								
9	10:13:42.377	3:30.866	+2:31.225	26.312	15.008								
10	10:14:42.778	1:00.401	+0.760	19.754	25.826	14.821							
11	10:15:42.557	59.779	+0.138	19.363	25.637	14.779							
12	10:16:42.959	1:00.402	+0.761	19.465	26.064	14.873							
13	10:17:42.822	59.863	+0.222	19.421	25.630	14.812							
14	10:18:42.513	59.691	+0.050	19.448	25.597	14.646							
15	10:19:42.154	59.641		19.367	25.549	14.725							
p16	10:20:59.259	1:17.105	+17.464	20.213	26.920								

Padborg Park Open

OK Mobil 1 Danish Supertourisme Turbo

Padborg Park 2,150 km

Free Practice

2018.04.21. 10:00

Practice (20:00 Time) started at 10:00:24

Lap	Time of Day	Lap Tm	Diff	S1 Tm	S2 Tm	S3 Tm	Lap	Time of Day	Lap Tm	Diff	S1 Tm	S2 Tm	S3 Tm
11	10:14:51.524	1:00.974	+0.786	19.549	26.356	15.069	15	10:19:48.859	1:00.527		19.548	26.054	14.925
12	10:15:52.936	1:01.412	+1.224	20.461	26.090	14.861	16	10:20:52.939	1:04.080	+3.553	21.943	26.883	15.254
13	10:16:53.234	1:00.298	+0.110	19.456	25.963	14.879							
14	10:17:53.733	1:00.499	+0.311	19.428	26.200	14.871							
15	10:18:54.280	1:00.547	+0.359	19.606	26.031	14.910							
16	10:19:55.898	1:01.618	+1.430	19.525	27.161	14.932							
17	10:20:56.631	1:00.733	+0.545	19.551	26.105	15.077							
(9) Lasse Poulsen							(94) Anders Arnfelt Elkjaer						
1	10:03:49.600	1:12.355	+12.159	24.335	30.310	17.710	1	10:03:13.513	1:04.381	+3.600	21.161	27.697	15.523
2	10:04:58.159	1:08.559	+8.363	23.098	28.828	16.633	2	10:04:15.473	1:01.960	+1.179	20.300	26.556	15.104
3	10:06:02.046	1:03.887	+3.691	20.595	27.616	15.676	3	10:05:16.953	1:01.480	+0.699	19.729	26.410	15.341
p4	10:07:16.816	1:14.770	+14.574	20.334	28.416		4	10:06:18.100	1:01.147	+0.366	19.696	26.506	14.945
5	10:10:14.602	2:57.786	+1:57.590	27.343	15.385		5	10:07:19.650	1:01.550	+0.769	19.806	26.247	15.497
6	10:11:15.903	1:01.301	+1.105	19.805	26.425	15.071	6	10:08:22.253	1:02.603	+1.822	20.326	27.197	15.080
7	10:12:16.861	1:00.958	+0.762	19.781	26.092	15.085	p7	10:09:38.234	1:15.981	+15.200	19.669	26.973	
8	10:13:17.644	1:00.783	+0.587	19.748	26.038	14.997	8	10:13:52.786	4:14.552	+3:13.771		27.267	15.041
9	10:14:18.835	1:01.191	+0.995	19.833	26.199	15.159	9	10:14:53.647	1:00.861	+0.080	19.800	26.238	14.823
10	10:15:19.621	1:00.786	+0.590	19.844	25.896	15.046	10	10:15:54.784	1:01.137	+0.356	19.703	26.395	15.039
11	10:16:20.063	1:00.442	+0.246	19.486	26.002	14.954	11	10:16:55.565	1:00.781		19.602	26.151	15.028
12	10:17:20.857	1:00.794	+0.598	19.530	26.072	15.192	p12	10:18:06.416	1:10.851	+10.070	19.536	26.238	
13	10:18:21.280	1:00.423	+0.227	19.450	25.898	15.075	13	10:19:28.972	1:22.556	+21.775		27.568	16.959
14	10:19:21.476	1:00.196		19.490	25.869	14.837	p14	10:20:44.249	1:15.277	+14.496	19.578	27.698	
15	10:20:22.081	1:00.605	+0.409	19.619	26.127	14.859	(55) Mathias Storbark						
16	10:21:22.551	1:00.470	+0.274	19.585	25.930	14.955	1	10:03:08.185	1:04.579	+3.760	21.112	27.674	15.793
(31) Nicki Kristensen							2	10:04:10.269	1:02.084	+1.265	20.255	26.754	15.075
1	10:02:37.077	1:03.216	+2.929	20.141	26.557	16.518	3	10:05:12.001	1:01.732	+0.913	20.049	26.575	15.108
2	10:03:39.120	1:02.043	+1.756	20.192	26.752	15.099	4	10:06:14.437	1:02.436	+1.617	19.971	26.486	15.979
3	10:04:41.816	1:02.696	+2.409	20.813	26.733	15.150	5	10:07:15.873	1:01.436	+0.617	20.038	26.272	15.126
4	10:05:42.537	1:00.721	+0.434	19.622	26.102	14.997	6	10:08:16.937	1:01.064	+0.245	19.618	26.506	14.940
5	10:06:43.083	1:00.546	+0.259	19.385	26.159	15.002	7	10:09:18.134	1:01.197	+0.378	19.855	26.413	14.929
6	10:07:43.666	1:00.583	+0.296	19.513	26.015	15.055	8	10:10:19.366	1:01.232	+0.413	19.676	26.490	15.066
p7	10:08:55.277	1:11.611	+11.324	19.490	26.053		p9	10:11:29.828	1:10.462	+9.643	19.773	26.596	
8	10:12:48.772	3:53.495	+2:53.208	26.394	15.263		10	10:14:22.913	2:53.085	+1:52.266		26.739	15.148
9	10:13:49.807	1:01.035	+0.748	19.813	26.102	15.120	11	10:15:24.294	1:01.381	+0.562	19.775	26.448	15.158
10	10:14:50.768	1:00.961	+0.674	19.604	26.283	15.074	12	10:16:25.390	1:01.096	+0.277	19.700	26.259	15.137
11	10:15:52.191	1:01.423	+1.136	19.523	26.211	15.689	13	10:17:26.413	1:01.023	+0.204	19.596	26.353	15.074
12	10:16:52.635	1:00.444	+0.157	19.489	26.018	14.937	14	10:18:27.232	1:00.819		19.663	26.179	14.977
13	10:17:52.922	1:00.287		19.328	26.018	14.941	15	10:19:28.141	1:00.909	+0.090	19.906	25.964	15.039
14	10:18:53.355	1:00.433	+0.146	19.520	26.004	14.909	16	10:20:29.569	1:01.428	+0.609	19.748	26.430	15.250
p15	10:20:10.596	1:17.241	+16.954	20.136	30.245		(84) Louise Frost						
(18) Jonas Svensson							1	10:03:28.920	1:10.426	+9.138	22.080	29.645	18.701
1	10:06:11.852	1:18.215	+17.886	25.629	33.045	19.541	2	10:04:34.349	1:05.429	+4.141	21.277	28.162	15.990
2	10:07:29.300	1:17.448	+17.119	26.597	31.525	19.326	3	10:05:40.455	1:06.106	+4.818	20.510	30.179	15.417
3	10:08:46.761	1:17.461	+17.132	24.202	33.348	19.911	4	10:06:44.489	1:04.034	+2.746	20.284	28.114	15.636
4	10:09:59.629	1:12.868	+12.539	23.361	30.646	18.861	5	10:07:47.039	1:02.550	+1.262	19.834	26.651	16.065
5	10:11:10.642	1:11.013	+10.684	24.045	29.330	17.638	p6	10:08:59.048	1:12.009	+10.721	20.508	26.819	
6	10:12:13.152	1:02.510	+2.181	20.071	26.724	15.715	7	10:11:33.126	2:34.078	+1:32.790		27.173	15.372
7	10:13:14.120	1:00.968	+0.639	19.561	26.146	15.261	8	10:12:34.414	1:01.288		19.844	26.294	15.150
8	10:14:19.161	1:05.041	+4.712	19.357	26.313	19.371	9	10:13:36.434	1:02.020	+0.732	20.017	26.756	15.247
9	10:15:27.805	1:08.644	+8.315	21.785	29.571	17.288	10	10:14:37.847	1:01.413	+0.125	19.674	26.525	15.214
10	10:16:33.538	1:05.733	+5.404	21.954	28.506	15.273	11	10:15:40.090	1:02.243	+0.955	20.105	26.582	15.556
11	10:17:34.320	1:00.782	+0.453	19.596	25.999	15.187	p12	10:16:49.654	1:09.564	+8.276	19.722	26.433	
12	10:18:34.649	1:00.329		19.486	25.876	14.967	13	10:19:15.334	2:25.680	+1:24.392		26.659	15.306
13	10:19:36.897	1:02.248	+1.919	19.508	27.479	15.261	14	10:20:16.712	1:01.378	+0.090	19.772	26.391	15.215
14	10:20:37.756	1:00.859	+0.530	19.417	26.377	15.065	15	10:21:18.805	1:02.093	+0.805	20.048	26.830	15.215
(44) Kenneth Jensen							(77) Johnny Pedersen						
1	10:03:36.934	1:22.092	+21.565	25.082	33.953	23.057	1	10:02:58.489	1:08.178	+5.495	22.536	29.669	15.973
2	10:04:48.603	1:11.669	+11.142	23.813	29.965	17.891	2	10:04:04.861	1:06.372	+3.689	21.383	29.023	15.966
3	10:05:54.224	1:05.621	+5.094	20.633	29.394	15.594	3	10:05:09.914	1:05.053	+2.370	21.237	28.260	15.556
4	10:06:55.458	1:01.234	+0.707	19.855	26.242	15.137	4	10:06:14.936	1:05.022	+2.339	20.646	27.221	17.155
5	10:07:57.259	1:01.801	+1.274	20.299	26.500	15.002	5	10:07:19.303	1:04.367	+1.684	21.557	27.261	15.549
6	10:08:57.937	1:00.678	+0.151	19.562	26.168	14.948	p6	10:08:35.730	1:16.427	+13.744	20.676	28.227	
7	10:10:00.121	1:02.184	+1.657	19.565	26.152	16.467	7	10:11:50.057	3:14.327	+2:11.644		27.075	15.393
p8	10:11:13.628	1:13.507	+12.980	20.772	26.169		8	10:12:52.920	1:02.863	+0.180	20.373	27.381	15.109
9	10:13:43.114	2:29.486	+1:28.959	26.736	15.027		9	10:13:55.603	1:02.683		20.255	27.025	15.403
10	10:14:43.788	1:00.674	+0.147	19.576	26.081	15.017	10	10:14:58.890	1:03.287	+0.604	20.699	27.084	15.504
11	10:15:44.674	1:00.886	+0.359	19.427	26.493	14.966	11	10:16:02.076	1:03.186	+0.503	20.427	27.385	15.374
12	10:16:46.046	1:01.372	+0.845	19.750	26.210	15.412	12	10:17:06.015	1:03.939	+1.256	20.855	27.274	15.810
13	10:17:47.552	1:01.506	+0.979	19.548	26.731	15.227	13	10:18:08.875	1:02.860	+0.177	20.715	26.785	15.360
14	10:18:48.332	1:00.780	+0.253	19.666	26.158	14.956	14	10:19:11.761	1:02.886	+0.203	20.588	27.177	15.121
							15	10:20:15.119	1:03.358	+0.675	20.387	27.561	15.410
							16	10:21:18.281	1:03.162	+0.479	20.235	27.316	15.611
(71) Carsten Lorenzen							(71) Carsten Lorenzen						
							1	10:03:19.477	1:07.541	+4.445	22.179	29.235	16.127

These results are provisional, until the conclusion of any judicial and technical inquiries.

Hans-Jorn Sogaard Andersen
Clerk of the Course

Attila Boros
Chief Timekeeper

CHRONOMOTO
TIMING

Padborg Park Open

OK Mobil 1 Danish Supertourisme Turbo

Padborg Park 2,150 km

Free Practice

2018.04.21. 10:00

Practice (20:00 Time) started at 10:00:24

Lap	Time of Day	Lap Tm	Diff	S1 Tm	S2 Tm	S3 Tm	Lap	Time of Day	Lap Tm	Diff	S1 Tm	S2 Tm	S3 Tm
2	10:04:24.159	1:04.682	+1.586	21.109	27.808	15.765							
3	10:05:27.489	1:03.330	+0.234	20.589	27.320	15.421							
4	10:06:30.585	1:03.096		20.486	27.157	15.453							
5	10:07:34.802	1:04.217	+1.121	20.883	27.734	15.600							
p6	10:08:48.625	1:13.823	+10.727	20.595	27.852								
7	10:11:24.855	2:36.230	+1:33.134		28.040	15.616							
8	10:12:28.241	1:03.386	+0.290	20.652	27.352	15.382							
9	10:13:31.636	1:03.395	+0.299	20.567	27.181	15.647							
10	10:14:34.836	1:03.200	+0.104	20.375	27.275	15.550							
11	10:15:38.528	1:03.692	+0.596	20.550	27.224	15.918							
12	10:16:43.875	1:05.347	+2.251	21.701	27.959	15.687							
13	10:17:48.664	1:04.789	+1.693	20.847	28.412	15.530							
14	10:18:52.281	1:03.617	+0.521	20.707	27.114	15.796							
p15	10:20:06.237	1:13.956	+10.860	20.860	28.644								

(74) Nicki Petersen

1	10:03:36.391	1:07.959	+2.942	21.523	28.743	17.693							
2	10:04:43.700	1:07.309	+2.292	22.463	28.738	16.108							
p3	10:06:02.793	1:19.093	+14.076	21.796	28.539								
4	10:09:31.754	3:28.961	+2:23.944		32.355	17.983							
5	10:10:36.771	1:05.017		20.711	28.318	15.988							
p6	10:11:55.979	1:19.208	+14.191	21.905	28.538								

Padborg Park Open

Sorted on Best Lap time

OK Mobil 1 Danish Supertourisme Turbo

Padborg Park 2,150 km

Free Practice 2

2018.04.21. 12:15

Practice (20:00 Time) started at 12:15:46

Pos	No.	Name	Nat.	Car	Class	Laps	Best Tm	Diff	Gap	In Lap
1	14	Kevin Rossel	DNK	BMW DST	DST PRO	15	59.430			6
2	19	Michelle Gatting	DNK	BMW Supertourisme	DST PRO	12	59.564	0.134	0.134	5
3	20	Nicolas Kiesa	DNK	DST Audi RS5	DST PRO	14	59.623	0.193	0.059	5
4	7	Casper Roes Andersen	DNK	BMW Supertourisme	DST AM	15	59.664	0.234	0.041	6
5	44	Kenneth Jensen	DNK	Mercedes DST	DST PRO	16	59.767	0.337	0.103	5
6	512	Kevin Verner	DNK	Mitjet BMW	DST PRO	16	59.795	0.365	0.028	6
7	97	Ole Petersen	DNK	Mercedes Supertourisme	DST PRO	16	59.805	0.375	0.010	16
8	48	Frederik Nymark	DNK	DST V6	DST PRO	13	59.819	0.389	0.014	10
9	31	Nicki Kristensen	DNK	Audi S5	DST PRO	12	59.897	0.467	0.078	9
10	11	Martin Andersen	DNK	DST BMW M4-Edition DST	DST PRO	14	59.926	0.496	0.029	6
11	30	Mikkel Bang Johnsen	DNK	DST	DST PRO	13	59.930	0.500	0.004	9
12	74	Nicki Petersen	DNK	Mercedes c 63s AMG	DST PRO	14	1:00.016	0.586	0.086	11
13	32	Henrik Jansen	DNK	Mercedes DST	DST AM	15	1:00.138	0.708	0.122	4
14	9	Lasse Poulsen	DNK	DST V6	DST AM	14	1:00.237	0.807	0.099	5
15	18	Jonas Svensson	DNK	BMW DST	DST PRO	15	1:00.250	0.820	0.013	12
16	23	Kristian Thorsen	DNK	DST V6	DST AM	15	1:00.470	1.040	0.220	15
17	55	Mathias Storbak	DNK	Mercedes DST	DST AM	16	1:00.581	1.151	0.111	3
18	71	Carsten Lorenzen	DNK	Mercedes V6 Mitjet	DST AM	16	1:02.844	3.414	2.263	16
19	77	Johnny Pedersen	DNK	BMW DST	DST AM	16	1:02.901	3.471	0.057	6
20	94	Anders Arnfelt Elkjaer	DNK	DST Nissan	DST PRO					0

Not classified


DNF	84	Louise Frost	DNK	DST Turbo	DST AM	1				0
-----	----	--------------	-----	-----------	--------	---	--	--	--	---

Announcements

#94 - no transponder

These results are provisional, until the conclusion of any judicial and technical inquiries.

Orbits


Hans-Jorn Sogaard Andersen
Clerk of the Course


Attila Boros
Chief Timekeeper



CHRONOMOTO
TIMING

Padborg Park Open

OK Mobil 1 Danish Supertourisme Turbo

Padborg Park 2,150 km

Free Practice 2

2018.04.21. 12:15

Practice (20:00 Time) started at 12:15:46

Lap	Time of Day	Lap Tm	Diff	S1 Tm	S2 Tm	S3 Tm
(14) Kevin Rossel						
1	12:18:54.229	1:08.745	+9.315	21.177	29.122	18.446
2	12:19:57.296	1:03.067	+3.637	21.040	27.100	14.927
3	12:20:57.269	59.973	+0.543	19.486	25.754	14.733
4	12:21:56.723	59.454	+0.024	19.332	25.548	14.574
5	12:22:56.282	59.559	+0.129	19.284	25.541	14.734
6	12:23:55.712	59.430		19.286	25.435	14.709
7	12:24:55.205	59.493	+0.063	19.273	25.590	14.630
p8	12:26:05.484	1:10.279	+10.849	19.300	26.735	
9	12:29:35.150	3:29.666	+2:30.236		27.270	14.680
10	12:30:34.606	59.456	+0.026	19.412	25.564	14.480
11	12:31:34.241	59.635	+0.205	19.419	25.590	14.626
12	12:32:33.998	59.757	+0.327	19.328	25.851	14.578
13	12:33:41.812	1:07.814	+8.384	26.038	26.970	14.806
14	12:34:41.542	59.730	+0.300	19.517	25.629	14.584
15	12:35:51.094	1:09.552	+10.122	19.346	30.298	19.908

Lap	Time of Day	Lap Tm	Diff	S1 Tm	S2 Tm	S3 Tm
(19) Michelle Gatting						
1	12:18:40.388	1:07.876	+8.312	23.655	28.507	15.714
2	12:19:41.234	1:00.846	+1.282	19.946	26.011	14.889
3	12:20:41.409	1:00.175	+0.611	19.664	25.731	14.780
4	12:21:41.183	59.774	+0.210	19.336	25.741	14.697
5	12:22:40.747	59.564		19.312	25.496	14.756
6	12:23:40.386	59.639	+0.075	19.310	25.552	14.777
p7	12:24:47.728	1:07.342	+7.778	19.413	25.738	
8	12:27:43.599	2:55.871	+1:56.307		29.664	15.693
9	12:28:43.888	1:00.289	+0.725	19.508	25.841	14.940
10	12:29:46.771	1:02.883	+3.319	21.391	26.569	14.923
11	12:30:46.915	1:00.144	+0.580	19.439	25.874	14.831
p12	12:31:57.072	1:10.157	+10.593	19.446	26.051	

Lap	Time of Day	Lap Tm	Diff	S1 Tm	S2 Tm	S3 Tm
(20) Nicolas Kiesa						
1	12:18:51.014	1:07.696	+8.073	21.327	28.980	17.389
2	12:19:52.827	1:01.813	+2.190	19.724	26.701	15.388
3	12:20:52.521	59.694	+0.071	19.441	25.622	14.631
4	12:21:52.216	59.695	+0.072	19.407	25.578	14.710
5	12:22:51.839	59.623		19.417	25.648	14.558
p6	12:24:07.111	1:15.272	+15.649	20.386	26.474	
7	12:27:30.827	3:23.716	+2:24.093		29.045	16.110
8	12:28:30.922	1:00.095	+0.472	19.533	25.792	14.770
9	12:29:33.742	1:02.820	+3.197	20.972	26.824	15.024
10	12:30:33.974	1:00.232	+0.609	19.591	25.906	14.735
p11	12:31:51.967	1:17.993	+18.370	22.605	27.242	
12	12:33:57.969	2:06.002	+1:06.379		26.559	15.397
13	12:34:58.095	1:00.126	+0.503	19.662	25.798	14.666
14	12:35:57.922	59.827	+0.204	19.370	25.712	14.745

Lap	Time of Day	Lap Tm	Diff	S1 Tm	S2 Tm	S3 Tm
(7) Casper Roes Andersen						
1	12:18:33.129	1:02.220	+2.556	20.375	26.664	15.181
2	12:19:33.462	1:00.333	+0.669	19.644	25.894	14.795
3	12:20:33.279	59.817	+0.153	19.282	25.832	14.703
4	12:21:33.629	1:00.350	+0.686	19.529	25.752	15.069
5	12:22:34.584	1:00.955	+1.291	19.558	26.464	14.933
6	12:23:34.248	59.664		19.229	25.767	14.668
7	12:24:33.952	59.704	+0.040	19.221	25.775	14.708
8	12:25:33.736	59.784	+0.120	19.203	25.819	14.762
p9	12:26:47.118	1:13.382	+13.718	20.384	27.190	
10	12:31:02.655	4:15.537	+3:15.873		36.955	17.258
11	12:32:03.716	1:01.061	+1.397	19.951	26.174	14.936
12	12:33:04.110	1:00.394	+0.730	19.411	26.160	14.823
13	12:34:04.785	1:00.675	+1.011	19.490	26.428	14.757
14	12:35:04.780	59.995	+0.331	19.403	25.836	14.756
p15	12:36:15.260	1:10.480	+10.816	19.341	26.297	

Lap	Time of Day	Lap Tm	Diff	S1 Tm	S2 Tm	S3 Tm
(44) Kenneth Jensen						
1	12:19:10.281	1:30.215	+30.448	28.059	37.174	24.982
2	12:20:37.856	1:27.575	+27.808	29.928	36.771	20.876
3	12:21:38.784	1:00.928	+1.161	19.763	26.183	14.982
4	12:22:38.681	59.897	+0.130	19.223	25.937	14.737
5	12:23:38.448	59.767		19.247	25.806	14.714
6	12:24:39.345	1:00.897	+1.130	19.492	25.834	15.571
p7	12:25:49.855	1:10.510	+10.743	19.453	26.232	
8	12:28:18.780	2:28.925	+1:29.158		26.899	16.753

Lap	Time of Day	Lap Tm	Diff	S1 Tm	S2 Tm	S3 Tm
9	12:29:19.477	1:00.697	+0.930	19.670	26.048	14.979
10	12:30:19.680	1:00.203	+0.436	19.299	26.169	14.735
11	12:31:30.647	1:10.967	+11.200	24.621	29.227	17.119
12	12:32:33.101	1:02.454	+2.687	19.531	25.975	16.948
13	12:33:33.657	1:00.556	+0.789	19.729	25.861	14.966
14	12:34:34.341	1:00.684	+0.917	19.533	26.123	15.028
15	12:35:35.712	1:01.371	+1.604	19.847	26.219	15.305
p16	12:36:48.995	1:13.283	+13.516	19.641	26.321	

Lap	Time of Day	Lap Tm	Diff	S1 Tm	S2 Tm	S3 Tm
(512) Kevin Verner						
1	12:18:24.793	1:02.129	+2.334	20.646	26.498	14.985
2	12:19:24.932	1:00.139	+0.344	19.443	26.024	14.672
3	12:20:27.107	1:02.175	+2.380	20.708	26.526	14.941
4	12:21:27.226	1:00.119	+0.324	19.348	26.009	14.762
5	12:22:27.538	1:00.312	+0.517	19.334	26.106	14.872
6	12:23:27.333	59.795		19.262	25.857	14.676
7	12:24:29.306	1:01.973	+2.178	20.236	26.606	15.131
p8	12:25:46.849	1:17.543	+17.748	19.480	27.927	
9	12:29:11.460	3:24.611	+2:24.816		27.032	15.217
10	12:30:13.119	1:01.659	+1.864	19.665	26.538	15.456
11	12:31:13.299	1:00.180	+0.385	19.429	25.912	14.839
12	12:32:13.691	1:00.392	+0.597	19.311	25.801	15.280
13	12:33:13.514	59.823	+0.028	19.269	25.775	14.779
14	12:34:21.622	1:08.108	+8.313	20.980	30.061	17.067
15	12:35:23.279	1:01.657	+1.862	19.421	26.426	15.810
16	12:36:23.132	59.853	+0.058	19.313	25.865	14.675

Lap	Time of Day	Lap Tm	Diff	S1 Tm	S2 Tm	S3 Tm
(97) Ole Petersen						
1	12:18:22.929	1:00.905	+1.100	19.710	26.191	15.004
2	12:19:23.204	1:00.275	+0.470	19.558	25.828	14.889
3	12:20:23.228	1:00.024	+0.219	19.322	25.908	14.794
4	12:21:23.190	59.962	+0.157	19.344	25.695	14.923
5	12:22:23.114	59.924	+0.119	19.228	25.775	14.921
6	12:23:22.969	59.855	+0.050	19.263	25.730	14.862
7	12:24:22.863	59.894	+0.089	19.142	25.852	14.900
8	12:25:22.739	59.876	+0.071	19.249	25.810	14.817
9	12:26:22.655	59.916	+0.111	19.265	25.761	14.890
p10	12:27:37.970	1:15.315	+15.510	19.370	28.618	
11	12:31:26.922	3:48.952	+2:49.147		26.399	15.198
12	12:32:27.457	1:00.535	+0.730	19.330	26.009	15.196
13	12:33:27.753	1:00.296	+0.491	19.481	25.892	14.923
14	12:34:27.703	59.950	+0.145	19.263	25.743	14.944
15	12:35:27.606	59.903	+0.098	19.271	25.757	14.875
16	12:36:27.411	59.805		19.324	25.694	14.787

Lap	Time of Day	Lap Tm	Diff	S1 Tm	S2 Tm	S3 Tm
(48) Frederik Nymark						
1	12:18:53.659	1:02.426	+2.607	19.669	26.325	16.432
2	12:19:55.466	1:01.807	+1.988	20.387	26.272	15.148
3	12:20:55.882	1:00.416	+0.597	19.304	26.227	14.885
p4	12:22:04.852	1:08.970	+9.151	19.377	25.818	
5	12:26:14.379	4:09.527	+3:09.708		31.058	15.901
6	12:27:14.792	1:00.413	+0.594	19.394	26.106	14.913
7	12:28:14.987	1:00.195	+0.376	19.332	25.938	14.925
8	12:29:15.156	1:00.169	+0.350	19.353	25.951	14.865
9	12:30:16.113	1:00.957	+1.138	20.074	25.921	14.962
10	12:31:15.932	59.819		19.222	25.713	14.884
11	12:32:15.885	59.953	+0.134	19.318	25.753	14.882
12	12:33:16.818	1:00.933	+1.114	20.		

Padborg Park Open

OK Mobil 1 Danish Supertourisme Turbo

Padborg Park 2,150 km

Free Practice 2

2018.04.21. 12:15

Practice (20:00 Time) started at 12:15:46

Lap	Time of Day	Lap Tm	Diff	S1 Tm	S2 Tm	S3 Tm	Lap	Time of Day	Lap Tm	Diff	S1 Tm	S2 Tm	S3 Tm
(11) Martin Andersen							10	12:30:58.538	1:00.903	+0.666	19.731	26.224	14.948
1	12:18:12.261	1:01.103	+1.177	19.805	26.370	14.928	11	12:31:59.070	1:00.532	+0.295	19.542	26.016	14.974
2	12:19:12.604	1:00.343	+0.417	19.480	26.080	14.783	p12	12:33:10.744	1:11.674	+11.437	20.068	27.055	
3	12:20:12.796	1:00.192	+0.266	19.478	25.953	14.761	13	12:35:18.425	2:07.681	+1:07.444		26.760	14.968
4	12:21:12.823	1:00.027	+0.101	19.278	25.891	14.858	p14	12:36:28.386	1:09.961	+9.724	19.842	26.783	
5	12:22:13.190	1:00.367	+0.441	19.581	25.913	14.873	(18) Jonas Svensson						
6	12:23:13.116	59.926		19.370	25.807	14.749	1	12:21:33.016	1:02.368	+2.118	20.312	26.666	15.390
7	12:24:13.153	1:00.037	+0.111	19.408	25.834	14.795	2	12:22:35.824	1:02.808	+2.558	20.560	27.017	15.231
8	12:25:13.306	1:00.153	+0.227	19.468	25.845	14.840	3	12:23:36.398	1:00.574	+0.324	19.672	25.979	14.923
9	12:26:13.509	1:00.203	+0.277	19.314	25.987	14.902	4	12:24:37.143	1:00.745	+0.495	19.693	26.125	14.927
10	12:27:13.748	1:00.239	+0.313	19.338	25.864	15.037	5	12:25:37.801	1:00.658	+0.408	19.361	26.255	15.042
p11	12:28:24.128	1:10.380	+10.454	19.808	25.986		6	12:26:38.257	1:00.456	+0.206	19.381	26.065	15.010
p12	12:30:53.098	2:28.970	+1:29.044		26.526		7	12:27:38.663	1:00.406	+0.156	19.186	26.187	15.033
13	12:34:12.765	3:19.667	+2:19.741		29.016	17.647	8	12:28:41.869	1:03.206	+2.956	20.880	27.125	15.201
p14	12:35:35.985	1:23.220	+23.294	24.921	31.334		9	12:29:48.422	1:06.553	+6.303	22.526	26.831	17.196
(30) Mikkel Bang Johnsen							10	12:30:49.260	1:00.838	+0.588	19.749	26.114	14.975
1	12:18:45.366	1:03.700	+3.770	20.679	27.256	15.765	11	12:31:50.005	1:00.745	+0.495	19.792	25.903	15.050
2	12:19:46.745	1:01.379	+1.449	19.726	26.409	15.244	12	12:32:50.255	1:00.250		19.344	25.934	14.972
3	12:20:44.179	1:00.434	+0.504	19.494	26.105	14.835	13	12:33:51.119	1:00.864	+0.614	19.908	25.978	14.978
4	12:21:47.285	1:00.106	+0.176	19.207	26.038	14.861	14	12:34:51.467	1:00.348	+0.098	19.626	25.825	14.897
5	12:22:47.372	1:00.087	+0.157	19.355	25.906	14.826	15	12:35:51.766	1:00.299	+0.049	19.299	26.067	14.933
6	12:23:47.311	59.939	+0.009	19.343	25.795	14.801	(23) Kristian Thorsen						
7	12:24:47.669	1:00.358	+0.428	19.568	25.979	14.811	1	12:18:59.189	1:12.744	+12.274	22.315	33.195	17.234
8	12:25:47.860	1:00.191	+0.261	19.479	25.846	14.866	2	12:20:03.968	1:04.779	+4.309	20.806	27.885	16.088
9	12:26:47.790	59.930		19.406	25.860	14.664	3	12:21:05.740	1:01.772	+1.302	19.865	26.633	15.274
p10	12:27:57.750	1:09.960	+10.030	19.635	26.060		p4	12:22:25.995	1:20.255	+19.785	20.805	30.069	
11	12:30:07.445	2:09.695	+1:09.765		27.362	15.092	5	12:26:26.689	4:00.694	+3:00.224		26.940	14.797
12	12:31:07.678	1:00.233	+0.303	19.513	25.882	14.838	6	12:27:28.002	1:01.313	+0.843	19.780	26.334	15.199
13	12:32:15.315	1:07.637	+7.707	19.484	28.891	19.262	7	12:28:28.787	1:00.785	+0.315	19.809	26.057	14.919
(74) Nicki Petersen							8	12:29:30.392	1:01.605	+1.135	19.915	26.174	15.516
1	12:18:43.469	1:03.935	+3.919	20.526	27.428	15.981	9	12:30:32.361	1:01.969	+1.499	20.706	26.145	15.118
2	12:19:44.409	1:00.940	+0.924	19.588	26.136	15.216	10	12:31:33.174	1:00.813	+0.343	19.635	26.070	15.108
3	12:20:44.552	1:00.143	+0.127	19.305	25.837	15.001	11	12:32:35.051	1:01.877	+1.407	19.751	27.180	14.946
4	12:21:45.931	1:01.379	+1.363	20.245	25.985	15.149	12	12:33:38.932	1:03.881	+3.411	22.199	26.671	15.011
5	12:22:46.179	1:00.248	+0.232	19.332	25.844	15.072	13	12:34:39.643	1:00.711	+0.241	19.717	25.995	14.999
p6	12:23:57.391	1:11.212	+11.196	19.327	25.873		14	12:35:40.478	1:00.835	+0.365	19.627	26.257	14.951
7	12:26:42.606	2:45.215	+1:45.199		26.265	14.940	15	12:36:40.948	1:00.470		19.471	26.221	14.778
8	12:27:42.928	1:00.322	+0.306	19.474	25.949	14.899	(55) Mathias Storbak						
9	12:28:43.542	1:00.614	+0.598	19.346	25.916	15.352	1	12:18:56.864	1:03.941	+3.360	20.633	27.534	15.774
10	12:29:46.325	1:02.783	+2.767	21.140	26.682	14.961	2	12:19:58.179	1:01.315	+0.734	19.938	26.263	15.114
11	12:30:46.341	1:00.016		19.308	25.928	14.780	3	12:20:58.760	1:00.581		19.673	25.962	14.946
12	12:31:46.587	1:00.246	+0.230	19.412	25.974	14.860	4	12:22:01.428	1:02.668	+2.087	20.391	27.110	15.167
13	12:32:46.878	1:00.291	+0.275	19.412	25.964	14.915	5	12:23:02.774	1:01.346	+0.765	19.650	26.593	15.103
p14	12:33:59.342	1:12.464	+12.448	19.771	26.242		6	12:24:03.640	1:00.866	+0.285	19.578	26.164	15.124
(32) Henrik Jansen							7	12:25:04.403	1:00.763	+0.182	19.630	26.121	15.012
1	12:18:13.387	1:01.782	+1.644	20.093	26.505	15.184	8	12:26:05.131	1:00.728	+0.147	19.651	25.974	15.103
2	12:19:13.879	1:00.492	+0.354	19.572	26.068	14.852	9	12:27:06.369	1:01.238	+0.657	19.712	26.525	15.001
3	12:20:28.067	1:14.188	+14.050	31.514	27.712	14.962	10	12:28:07.176	1:00.807	+0.226	19.669	26.125	15.013
4	12:21:28.205	1:00.138		19.487	25.880	14.771	11	12:29:07.988	1:00.812	+0.231	19.777	26.105	14.930
5	12:22:29.298	1:01.093	+0.955	20.115	26.027	14.951	12	12:30:08.605	1:00.617	+0.036	19.662	25.984	14.971
6	12:23:29.965	1:00.667	+0.529	19.704	26.078	14.885	13	12:31:09.495	1:00.890	+0.309	19.639	26.267	14.984
7	12:24:30.594	1:00.629	+0.491	19.710	25.902	15.017	p14	12:32:23.646	1:14.151	+13.570	19.998	28.192	
p8	12:25:43.745	1:13.151	+13.013	19.563	26.356		15	12:35:12.326	2:48.680	+1:48.099		26.627	15.097
9	12:29:54.070	4:10.325	+3:10.187		29.209	16.318	16	12:36:13.628	1:01.302	+0.721	20.082	26.217	15.003
10	12:30:56.537	1:02.467	+2.329	20.525	26.888	15.054	(71) Carsten Lorenzen						
11	12:31:57.540	1:01.003	+0.865	19.671	26.015	15.317	1	12:18:36.821	1:05.182	+2.338	21.717	27.951	15.514
12	12:32:58.509	1:00.969	+0.831	19.604	26.163	15.202	2	12:19:40.168	1:03.347	+0.503	20.488	27.475	15.384
13	12:33:58.914	1:00.405	+0.267	19.395	26.016	14.994	3	12:20:44.127	1:03.959	+1.115	21.005	27.592	15.362
14	12:34:59.103	1:00.189	+0.051	19.485	26.024	14.680	4	12:21:48.941	1:04.814	+1.970	20.962	28.166	15.686
p15	12:36:19.109	1:20.006	+19.868	21.322	29.553		5	12:22:52.626	1:03.685	+0.841	20.767	27.369	15.549
(9) Lasse Poulsen							p6	12:24:09.518	1:16.892	+14.048	20.905	27.216	
1	12:18:42.236	1:03.481	+3.244	20.814	27.242	15.425	7	12:26:34.289	2:24.771	+1:21.927		28.389	15.475
2	12:19:43.164	1:00.928	+0.691	19.777	26.134	15.017	8	12:27:38.094	1:03.805	+0.961	20.820	27.404	15.581
p3	12:20:51.935	1:08.771	+8.534	19.570	26.191		9	12:28:43.115	1:05.021	+2.177	21.248	28.271	15.502
4	12:23:50.569	2:58.634	+1:58.397		28.456	15.145	10	12:29:49.429	1:06.314	+3.470	23.190	27.692	15.432
5	12:24:50.806	1:00.237		19.473	25.987	14.777	11	12:30:53.774	1:04.345	+1.501	20.960	27.791	15.594
6	12:25:51.136	1:00.330	+0.093	19.544	25.958	14.828	12	12:31:58.160	1:04.386	+1.542	20.774	27.336	16.276
7	12:26:51.589	1:00.453	+0.216	19.579	26.029	14.845	13	12:33:02.288	1:04.128	+1.284	20.707	28.080	15.341
p8	12:28:00.790	1:09.201	+8.964	19.724	26.442		14	12:34:06.180	1:03.892	+1.048	20.838	27.814	15.240
9	12:29:57.635	1:56.845	+56.608		26.857	15.037	15	12:35:09.509	1:03.329	+0.485	20.708	27.302	15.319

These results are provisional, until the conclusion of any judicial and technical inquiries.

Hans-Jorn Sogaard Andersen
Clerk of the Course

Attila Boros
Chief Timekeeper

Padborg Park Open

OK Mobil 1 Danish Supertourisme Turbo

Padborg Park 2,150 km

Free Practice 2

2018.04.21. 12:15

Practice (20:00 Time) started at 12:15:46

Lap	Time of Day	Lap Tm	Diff	S1 Tm	S2 Tm	S3 Tm	Lap	Time of Day	Lap Tm	Diff	S1 Tm	S2 Tm	S3 Tm
16	12:36:12.353	1:02.844		20.506	27.079	15.259							
(77) Johnny Pedersen													
1	12:18:47.953	1:13.434	+10.533	26.354	30.886	16.194							
2	12:19:53.590	1:05.637	+2.736	21.262	28.102	16.273							
3	12:20:58.300	1:04.710	+1.809	20.668	28.035	16.007							
p4	12:22:13.730	1:15.430	+12.529	20.651	28.420								
5	12:25:00.944	2:47.214	+1:44.313		27.266	15.575							
6	12:26:03.845	1:02.901		20.353	27.324	15.224							
7	12:27:07.775	1:03.930	+1.029	20.408	28.068	15.454							
8	12:28:11.523	1:03.748	+0.847	20.763	27.370	15.615							
9	12:29:14.744	1:03.221	+0.320	20.663	27.383	15.175							
10	12:30:19.334	1:04.590	+1.689	21.655	27.588	15.347							
11	12:31:23.239	1:03.905	+1.004	20.652	27.754	15.499							
12	12:32:28.253	1:05.014	+2.113	21.041	27.870	16.103							
13	12:33:32.277	1:04.024	+1.123	20.834	27.583	15.607							
14	12:34:36.784	1:04.507	+1.606	21.206	27.953	15.348							
15	12:35:41.256	1:04.472	+1.571	21.024	27.598	15.850							
16	12:36:44.939	1:03.683	+0.782	20.686	27.468	15.529							
(84) Louise Frost													
p1	12:18:54.728	1:19.768	3:59:35.007	23.421	30.813								

These results are provisional, until the conclusion of any judicial and technical inquiries.

Orhite

Hans-Jorn Sogaard Andersen
 Clerk of the Course

Attila Boros
 Chief Timekeeper

Padborg Park Open

Sorted on Best Lap time

OK Mobil 1 Danish Supertourisme Turbo

Padborg Park 2,150 km

Free practice 3


2018.04.22. 11:05

Practice (10:00 Time) started at 11:24:34

Pos	No.	Name	Nat.	Car	Class	Laps	Best Tm	Diff	Gap	In Lap
1	97	Ole Petersen	DNK	Mercedes Supertourisme	DST PRO	9	59.608			5
2	14	Kevin Rossel	DNK	BMW DST	DST PRO	9	59.650	0.042	0.042	3
3	11	Martin Andersen	DNK	DST BMW M4-Edition DST	DST PRO	5	59.793	0.185	0.143	2
4	48	Frederik Nymark	DNK	DST V6	DST PRO	8	59.951	0.343	0.158	3
5	512	Kevin Verner	DNK	Mitjet BMW	DST PRO	9	59.972	0.364	0.021	9
6	94	Anders Arnfelt Elkjaer	DNK	DST Nissan	DST PRO	7	1:00.015	0.407	0.043	2
7	7	Casper Roes	DNK	BMW Supertourisme	DST AM	9	1:00.048	0.440	0.033	6
8	44	Kenneth Jensen	DNK	Mercedes DST	DST PRO	8	1:00.155	0.547	0.107	3
9	20	Nicolas Kiesa	DNK	DST Audi RS5	DST PRO	7	1:00.250	0.642	0.095	6
10	30	Mikkel Bang Johnsen	DNK	DST	DST PRO	7	1:00.288	0.680	0.038	3
11	32	Henrik Jansen	DNK	Mercedes DST	DST AM	8	1:00.434	0.826	0.146	1
12	18	Jonas Svensson	DNK	BMW DST	DST PRO	9	1:00.449	0.841	0.015	1
13	31	Nicki Kristensen	DNK	Audi S5	DST PRO	8	1:00.462	0.854	0.013	6
14	74	Nicki Petersen	DNK	Mercedes c 63s AMG	DST PRO	6	1:00.572	0.964	0.110	2
15	9	Lasse Poulsen	DNK	DST V6	DST AM	9	1:00.617	1.009	0.045	6
16	23	Kristian Thorsen	DNK	DST V6	DST AM	8	1:00.911	1.303	0.294	3
17	84	Louise Frost	DNK	DST Turbo	DST AM	6	1:01.310	1.702	0.399	3
18	77	Johnny Pedersen	DNK	BMW DST	DST AM	9	1:02.965	3.357	1.655	1
19	71	Carsten Lorenzen	DNK	Mercedes V6 Mitjet	DST AM	7	1:03.626	4.018	0.661	3
20	19	Michelle Gatting	DNK	BMW Supertourisme	DST PRO	2	1:05.519	5.911	1.893	1
21	55	Mathias Storbak	DNK	Mercedes DST	DST AM	3				0

These results are provisional, until the conclusion of any judicial and technical inquiries.

Orbite


Hans-Jorn Sogaard Andersen
Clerk of the Course


Attila Boros
Chief Timekeeper

Padborg Park Open

OK Mobil 1 Danish Supertourisme Turbo

Padborg Park 2,150 km

Free practice 3

2018.04.22. 11:05

Practice (10:00 Time) started at 11:24:34

Lap	Time of Day	Lap Tm	Diff	S1 Tm	S2 Tm	S3 Tm	Lap	Time of Day	Lap Tm	Diff	S1 Tm	S2 Tm	S3 Tm
(97) Ole Petersen													
1	11:26:37.798	1:00.286	+0.678	19.569	25.907	14.810	3	11:28:53.226	1:00.155		19.527	25.861	14.767
2	11:27:37.773	59.975	+0.367	19.432	25.859	14.684	4	11:29:54.205	1:00.979	+0.824	19.662	26.057	15.260
3	11:28:37.663	59.890	+0.282	19.407	25.777	14.706	5	11:30:54.829	1:00.624	+0.469	19.571	26.074	14.979
4	11:29:37.661	59.998	+0.390	19.502	25.754	14.742	6	11:31:57.400	1:02.571	+2.416	20.969	26.377	15.225
5	11:30:37.269	59.608		19.423	25.665	14.520	7	11:32:59.690	1:02.290	+2.135	20.362	26.824	15.104
6	11:31:38.721	1:01.452	+1.844	20.705	25.942	14.805	p8	11:34:11.933	1:12.243	+12.088	19.638	26.509	
7	11:32:38.764	1:00.043	+0.435	19.495	25.766	14.782	(20) Nicolas Kiesa						
8	11:33:39.878	1:01.114	+1.506	20.071	26.283	14.760	1	11:26:53.965	1:00.896	+0.646	20.057	26.119	14.720
9	11:34:39.729	59.851	+0.243	19.517	25.800	14.534	2	11:28:03.766	1:09.801	+9.551	19.621	32.430	17.750
(14) Kevin Rossel							3	11:29:04.414	1:00.648	+0.398	19.946	25.962	14.740
1	11:26:54.460	1:00.224	+0.574	19.611	25.995	14.618	4	11:30:04.932	1:00.518	+0.268	19.572	26.215	14.731
2	11:27:54.805	1:00.345	+0.695	19.549	26.187	14.609	5	11:31:05.317	1:00.385	+0.135	19.841	25.889	14.655
3	11:28:54.455	59.650		19.500	25.657	14.493	6	11:32:05.567	1:00.250		19.713	25.883	14.654
4	11:29:58.834	1:04.379	+4.729	19.464	29.647	15.268	p7	11:33:22.860	1:17.293	+17.043	19.826	28.656	
5	11:30:59.145	1:00.311	+0.661	19.496	26.103	14.712	(30) Mikkel Bang Johnsen						
6	11:31:58.910	59.765	+0.115	19.473	25.756	14.536	1	11:27:12.825	1:03.617	+3.329	21.205	27.232	15.180
7	11:33:12.306	1:13.396	+13.746	24.846	33.749	14.801	2	11:28:13.419	1:00.594	+0.306	19.868	26.014	14.712
8	11:34:20.306	1:08.000	+8.350	19.612	32.159	16.229	3	11:29:13.707	1:00.288		19.708	25.925	14.655
9	11:35:20.015	59.709	+0.059	19.546	25.721	14.442	4	11:30:14.168	1:00.461	+0.173	19.863	25.934	14.664
(11) Martin Andersen							5	11:31:15.568	1:01.400	+1.112	19.572	26.052	15.776
1	11:27:35.117	1:00.244	+0.451	19.601	25.920	14.723	6	11:32:17.195	1:01.627	+1.339	20.561	26.234	14.832
2	11:28:34.910	59.793		19.386	25.931	14.476	p7	11:33:29.454	1:12.259	+11.971	19.909	26.001	
3	11:29:35.016	1:00.106	+0.313	19.404	25.892	14.810	(38) Henrik Jansen						
4	11:30:35.378	1:00.362	+0.569	19.658	25.955	14.749	1	11:27:19.022	1:00.434		19.683	25.953	14.798
p5	11:31:46.291	1:10.913	+11.120	19.424	25.951		2	11:28:20.028	1:01.006	+0.572	19.565	25.945	15.496
(48) Frederik Nymark							3	11:29:20.898	1:00.870	+0.436	20.289	25.923	14.658
1	11:26:55.932	1:01.031	+1.080	19.679	26.612	14.740	4	11:30:21.355	1:00.457	+0.023	19.669	26.016	14.772
2	11:27:56.406	1:00.474	+0.523	19.581	26.094	14.799	5	11:31:24.242	1:02.887	+2.453	20.040	27.435	15.412
3	11:28:56.357	59.951		19.463	25.779	14.709	6	11:32:25.468	1:01.226	+0.792	19.848	26.518	14.860
4	11:29:57.076	1:00.719	+0.768	19.451	26.194	15.074	7	11:33:26.337	1:00.869	+0.435	19.739	26.314	14.816
5	11:30:58.005	1:00.929	+0.978	19.647	26.393	14.889	p8	11:34:49.698	1:23.361	+22.927	19.619	34.697	
6	11:31:58.057	1:00.052	+0.101	19.496	25.752	14.804	(18) Jonas Svensson						
7	11:32:58.146	1:00.089	+0.138	19.519	25.751	14.819	1	11:27:17.323	1:00.449		19.529	26.109	14.811
p8	11:34:07.888	1:09.742	+9.791	19.518	25.771		2	11:28:18.662	1:01.339	+0.890	19.729	26.125	15.485
(512) Kevin Verner							3	11:29:19.146	1:00.484	+0.035	19.520	26.140	14.824
1	11:27:05.807	1:00.623	+0.651	19.789	26.139	14.695	4	11:30:19.937	1:00.791	+0.342	19.595	26.343	14.853
2	11:28:06.023	1:00.216	+0.244	19.695	25.928	14.593	5	11:31:20.625	1:00.688	+0.239	19.456	25.978	15.254
3	11:29:06.504	1:00.481	+0.509	19.574	26.323	14.584	6	11:32:21.392	1:00.767	+0.318	19.855	26.145	14.767
4	11:30:07.476	1:00.972	+1.000	19.524	26.709	14.739	7	11:33:27.774	1:06.382	+5.933	23.885	27.595	14.902
5	11:31:18.819	1:11.343	+11.371	22.881	29.362	19.100	8	11:34:29.266	1:01.492	+1.043	19.609	26.971	14.912
6	11:32:19.137	1:00.318	+0.346	19.764	26.035	14.519	p9	11:35:43.201	1:13.935	+13.486	19.632	26.693	
7	11:33:20.380	1:01.243	+1.271	20.027	26.487	14.729	(31) Nicki Kristensen						
8	11:34:21.018	1:00.638	+0.666	19.528	26.040	15.070	1	11:27:04.289	1:01.056	+0.594	19.822	26.283	14.951
9	11:35:20.990	59.972		19.485	25.957	14.530	2	11:28:05.388	1:01.099	+0.637	20.120	26.135	14.844
(94) Anders Amfelt Elkjaer							3	11:29:07.366	1:01.978	+1.516	19.534	27.300	15.144
1	11:29:23.104	1:01.377	+1.362	20.049	26.563	14.748	4	11:30:08.139	1:00.773	+0.311	19.604	26.362	14.807
2	11:30:23.119	1:00.015		19.510	25.899	14.587	5	11:31:08.852	1:00.713	+0.251	19.860	25.967	14.886
3	11:31:23.204	1:00.085	+0.070	19.449	25.984	14.638	6	11:32:09.314	1:00.462		19.563	26.058	14.841
4	11:32:23.799	1:00.595	+0.580	19.719	26.238	14.623	7	11:33:10.599	1:01.285	+0.823	19.621	26.414	15.250
5	11:33:24.372	1:00.573	+0.558	19.939	25.967	14.650	p8	11:34:24.889	1:14.290	+13.828	19.979	32.145	
6	11:34:24.476	1:00.104	+0.089	19.583	25.866	14.638	(74) Nicki Petersen						
7	11:35:25.049	1:00.573	+0.558	20.005	25.959	14.594	1	11:27:30.970	1:01.010	+0.438	19.498	26.511	15.001
(7) Casper Roos							2	11:28:31.542	1:00.572		19.519	26.053	15.000
1	11:26:49.451	1:00.878	+0.830	19.842	26.319	14.717	p3	11:29:42.520	1:10.978	+10.406	19.697	26.020	
2	11:27:50.025	1:00.574	+0.526	19.659	26.280	14.635	4	11:33:07.215	3:24.695	+2:24.123	29.255	15.753	
3	11:28:51.049	1:01.024	+0.976	19.530	26.739	14.755	5	11:34:10.545	1:03.330	+2.758	20.521	27.089	15.720
4	11:29:51.155	1:00.106	+0.058	19.539	26.072	14.495	p6	11:35:24.178	1:13.633	+13.061	19.984	26.902	
5	11:30:51.555	1:00.400	+0.352	19.678	26.067	14.655	(9) Lasse Poulsen						
6	11:31:51.603	1:00.048		19.476	26.015	14.557	1	11:27:06.118	1:02.109	+1.492	20.389	26.421	15.299
7	11:32:55.326	1:03.723	+3.675	20.912	27.895	14.916	2	11:28:07.524	1:01.406	+0.789	20.109	26.429	14.868
8	11:33:55.504	1:00.178	+0.130	19.578	26.002	14.598	3	11:29:08.706	1:01.182	+0.565	19.955	26.413	14.814
p9	11:35:10.258	1:14.754	+14.706	20.830	27.857		4	11:30:09.993	1:01.287	+0.670	19.794	26.715	14.778
(44) Kenneth Jensen							5	11:31:11.149	1:01.156	+0.539	19.894	26.350	14.912
1	11:26:52.825	1:01.109	+0.954	20.001	26.113	14.995	6	11:32:11.766	1:00.617		19.720	26.167	14.730
2	11:27:53.071	1:00.246	+0.091	19.513	25.866	14.867	7	11:33:15.316	1:03.550	+2.933	19.638	26.571	17.341
							8	11:34:15.998	1:00.682	+0.065	19.659	26.304	14.719
							9	11:35:16.790	1:00.792	+0.175	19.832	26.186	14.774

These results are provisional, until the conclusion of any judicial and technical inquiries.

Hans-Jorn Sogaard Andersen
Clerk of the Course

Attila Boros
Chief Timekeeper

Padborg Park Open

OK Mobil 1 Danish Supertourisme Turbo

Padborg Park 2,150 km

Free practice 3

2018.04.22. 11:05

Practice (10:00 Time) started at 11:24:34

Lap	Time of Day	Lap Tm	Diff	S1 Tm	S2 Tm	S3 Tm	Lap	Time of Day	Lap Tm	Diff	S1 Tm	S2 Tm	S3 Tm
(23) Kristian Thorsen													
1	11:26:57.104	1:01.260	+0.349	19.951	26.548	14.761							
2	11:28:00.210	1:03.106	+2.195	19.739	27.770	15.597							
3	11:29:01.121	1:00.911		19.987	26.044	14.880							
4	11:30:13.361	1:12.240	+11.329	19.690	37.740	14.810							
5	11:31:23.783	1:10.422	+9.511	19.829	26.110	24.483							
6	11:32:32.273	1:08.490	+7.579	23.476	29.453	15.561							
7	11:33:46.276	1:14.003	+13.092	23.906	34.662	15.435							
8	11:34:47.996	1:01.720	+0.809	20.116	26.558	15.046							
(84) Louise Frost													
1	11:28:27.513	1:01.426	+0.116	19.858	26.482	15.086							
2	11:29:28.895	1:01.382	+0.072	19.803	26.435	15.144							
3	11:30:30.205	1:01.310		19.828	26.365	15.117							
4	11:31:32.805	1:02.600	+1.290	19.833	27.112	15.655							
5	11:32:36.685	1:03.880	+2.570	20.938	27.395	15.547							
p6	11:34:02.772	1:26.087	+24.777	23.516	32.498								
(77) Johnny Pedersen													
1	11:26:44.858	1:02.965		20.638	27.121	15.206							
2	11:27:48.470	1:03.612	+0.647	20.689	27.578	15.345							
3	11:28:51.547	1:03.077	+0.112	20.587	27.020	15.470							
4	11:29:55.581	1:04.034	+1.069	20.692	28.021	15.321							
5	11:31:00.014	1:04.433	+1.468	20.689	28.075	15.669							
6	11:32:03.723	1:03.709	+0.744	20.708	27.765	15.236							
7	11:33:09.130	1:05.407	+2.442	20.888	28.486	16.033							
8	11:34:12.549	1:03.419	+0.454	20.602	27.417	15.400							
9	11:35:15.522	1:02.973	+0.008	20.487	27.299	15.187							
(71) Carsten Lorenzen													
1	11:28:19.625	1:05.421	+1.795	21.146	27.673	16.602							
2	11:29:24.754	1:05.129	+1.503	21.939	27.965	15.225							
3	11:30:28.380	1:03.626		21.056	27.263	15.307							
4	11:31:32.386	1:04.006	+0.380	21.001	27.621	15.384							
5	11:32:37.509	1:05.123	+1.497	21.150	28.550	15.423							
6	11:33:42.985	1:05.476	+1.850	21.622	28.259	15.595							
7	11:34:46.767	1:03.782	+0.156	21.047	27.488	15.247							
(19) Michelle Gatting													
1	11:26:56.457	1:05.519		22.261	28.589	14.669							
p2	11:28:08.801	1:12.344	+6.825	19.774	28.167								
(55) Mathias Storbak													
p1	11:28:30.441	2:23.897	3:58:30.878	35.073	1:12.320								
2	11:33:08.501	4:38.060	3:56:16.715		28.982	16.174							
p3	11:34:27.732	1:19.231	3:59:35.544	20.187	32.372								

Padborg Park Open

OK Mobil 1 Danish Supertourisme Turbo

Padborg Park 2,150 km

Timed Practice - Modified

Pos	No.	Name	Nat.	Car	Class	Overall BestTm	Diff	Gap
1	11	Martin Andersen	DNK	DST BMW M4-Edition DST	DST PRO	59.109		
2	14	Kevin Rossel	DNK	BMW DST	DST PRO	59.406	0.297	0.297
3	512	Kevin Verner	DNK	Mitjet BMW	DST PRO	59.470	0.361	0.064
4	20	Nicolas Kiesa	DNK	DST Audi RS5	DST PRO	59.624	0.515	0.154
5	19	Michelle Gatting	DNK	BMW Supertourisme	DST PRO	59.646	0.537	0.022
6	48	Frederik Nymark	DNK	DST V6	DST PRO	59.668	0.559	0.022
7	18	Jonas Svensson	DNK	BMW DST	DST PRO	59.679	0.570	0.011
8	30	Mikkel Bang Johnsen	DNK	DST	DST PRO	59.703	0.594	0.024
9	31	Nicki Kristensen	DNK	Audi S5	DST PRO	59.790	0.681	0.087
10	7	Casper Roes	DNK	BMW Supertourisme	DST AM	59.873	0.764	0.083
11	97	Ole Petersen	DNK	Mercedes Supertourisme	DST PRO	1:00.094	0.985	0.221
12	32	Henrik Jansen	DNK	Mercedes DST	DST AM	1:00.122	1.013	0.028
13	74	Nicki Petersen	DNK	Mercedes c 63s AMG	DST PRO	1:00.124	1.015	0.002
14	44	Kenneth Jensen	DNK	Mercedes DST	DST PRO	1:00.203	1.094	0.079
15	23	Kristian Thorsen	DNK	DST V6	DST AM	1:00.275	1.166	0.072
16	9	Lasse Poulsen	DNK	DST V6	DST AM	1:00.326	1.217	0.051
17	94	Anders Arnfelt Elkjaer	DNK	DST Nissan	DST PRO	1:00.373	1.264	0.047
18	55	Mathias Storbak	DNK	Mercedes DST	DST AM	1:00.380	1.271	0.007
19	84	Louise Frost	DNK	DST Turbo	DST AM	1:00.708	1.599	0.328
20	71	Carsten Lorenzen	DNK	Mercedes V6 Mitjet	DST AM	1:02.204	3.095	1.496
21	77	Johnny Pedersen	DNK	BMW DST	DST AM	1:02.248	3.139	0.044

Orbits

These results are provisional, until the conclusion of any judicial and technical inquiries.



Hans-Jorn Sogaard Andersen
Clerk of the Course



Attila Boros
Chief Timekeeper



CHRONOMOTO
TIMING

Padborg Park Open

Sorted on Best Lap time

OK Mobil 1 Danish Supertourisme Turbo

Padborg Park 2,150 km

Timed Practice 1

2018.04.21. 15:35

Qualifying (15:00 Time) started at 15:35:21

Pos	No.	Name	Nat.	Car	Class	Laps	Best Tm	Diff	Gap	In Lap
1	11	Martin Andersen	DNK	DST BMW M4-Edition DST	DST PRO	7	59.233			5
2	512	Kevin Verner	DNK	Mitjet BMW	DST PRO	3	59.396	0.163	0.163	2
3	20	Nicolas Kiesa	DNK	DST Audi RS5	DST PRO	7	59.473	0.240	0.077	3
4	14	Kevin Rossel	DNK	BMW DST	DST PRO	7	59.477	0.244	0.004	3
5	48	Frederik Nymark	DNK	DST V6	DST PRO	8	59.562	0.329	0.085	7
6	97	Ole Petersen	DNK	Mercedes Supertourisme	DST PRO	8	59.574	0.341	0.012	7
7	19	Michelle Gatting	DNK	BMW Supertourisme	DST PRO	8	59.623	0.390	0.049	7
8	31	Nicki Kristensen	DNK	Audi S5	DST PRO	7	59.645	0.412	0.022	3
9	7	Casper Roes	DNK	BMW Supertourisme	DST AM	6	59.703	0.470	0.058	5
10	30	Mikkel Bang Johnsen	DNK	DST	DST PRO	6	59.767	0.534	0.064	4
11	18	Jonas Svensson	DNK	BMW DST	DST PRO	10	59.866	0.633	0.099	5
12	32	Henrik Jansen	DNK	Mercedes DST	DST AM	8	59.899	0.666	0.033	5
13	74	Nicki Petersen	DNK	Mercedes c 63s AMG	DST PRO	11	1:00.124	0.891	0.225	11
14	44	Kenneth Jensen	DNK	Mercedes DST	DST PRO	11	1:00.203	0.970	0.079	6
15	23	Kristian Thorsen	DNK	DST V6	DST AM	12	1:00.275	1.042	0.072	12
16	9	Lasse Poulsen	DNK	DST V6	DST AM	7	1:00.326	1.093	0.051	6
17	94	Anders Arnfelt Elkjaer	DNK	DST Nissan	DST PRO	9	1:00.373	1.140	0.047	4
18	55	Mathias Storbak	DNK	Mercedes DST	DST AM	13	1:00.380	1.147	0.007	12
19	84	Louise Frost	DNK	DST Turbo	DST AM	10	1:00.708	1.475	0.328	9
20	71	Carsten Lorenzen	DNK	Mercedes V6 Mitjet	DST AM	13	1:02.204	2.971	1.496	3
21	77	Johnny Pedersen	DNK	BMW DST	DST AM	9	1:02.248	3.015	0.044	6

Orbits

These results are provisional, until the conclusion of any judicial and technical inquiries.



Hans-Jorn Sogaard Andersen
Clerk of the Course



Attila Boros
Chief Timekeeper



CHRONOMOTO
TIMING

Padborg Park Open

Sorted on Best Lap time

OK Mobil 1 Danish Supertourisme Turbo

Padborg Park 2,150 km

Timed Practice 2

2018.04.21. 16:00

Qualifying (10:00 Time) started at 16:01:47

Pos	No.	Name	Nat.	Car	Class	Laps	Best Tm	Diff	Gap	In Lap
1	11	Martin Andersen	DNK	DST BMW M4-Edition DST	DST PRO	9	59.109			8
2	14	Kevin Rossel	DNK	BMW DST	DST PRO	9	59.406	0.297	0.297	9
3	512	Kevin Verner	DNK	Mitjet BMW	DST PRO	8	59.470	0.361	0.064	5
4	20	Nicolas Kiesa	DNK	DST Audi RS5	DST PRO	9	59.624	0.515	0.154	2
5	19	Michelle Gatting	DNK	BMW Supertourisme	DST PRO	8	59.646	0.537	0.022	2
6	48	Frederik Nymark	DNK	DST V6	DST PRO	9	59.668	0.559	0.022	2
7	18	Jonas Svensson	DNK	BMW DST	DST PRO	7	59.679	0.570	0.011	3
8	30	Mikkel Bang Johnsen	DNK	DST	DST PRO	9	59.703	0.594	0.024	3
9	31	Nicki Kristensen	DNK	Audi S5	DST PRO	5	59.790	0.681	0.087	2
10	7	Casper Roes	DNK	BMW Supertourisme	DST AM	9	59.873	0.764	0.083	8
11	97	Ole Petersen	DNK	Mercedes Supertourisme	DST PRO	9	1:00.094	0.985	0.221	3
12	32	Henrik Jansen	DNK	Mercedes DST	DST AM	7	1:00.122	1.013	0.028	2

Orbits

These results are provisional, until the conclusion of any judicial and technical inquiries.



Hans-Jorn Sogaard Andersen
Clerk of the Course



Attila Boros
Chief Timekeeper



CHRONOMOTO
TIMING

Padborg Park Open

OK Mobil 1 Danish Supertourisme Turbo

Padborg Park 2,150 km

Timed Practice 1

2018.04.21. 15:35

Qualifying (15:00 Time) started at 15:35:21

Lap	Time of Day	Lap Tm	Diff	S1 Tm	S2 Tm	S3 Tm
(11) Martin Andersen						
1	15:37:55.400	1:01.119	+1.886	19.838	26.300	14.981
2	15:38:55.205	59.805	+0.572	19.388	25.779	14.638
3	15:39:54.719	59.514	+0.281	19.215	25.710	14.589
4	15:40:59.140	1:04.421	+5.188	19.412	27.419	17.590
5	15:41:58.373	59.233		19.120	25.476	14.637
6	15:43:04.043	1:05.670	+6.437	19.973	29.416	16.281
p7	15:44:24.976	1:20.933	+21.700	24.912	31.057	

(512) Kevin Verner						
1	15:38:03.024	1:03.801	+4.405	20.469	28.058	15.274
2	15:39:02.420	59.396		19.236	25.620	14.540
p3	15:40:19.503	1:17.083	+17.687	22.369	28.404	

(20) Nicolas Kiesa						
1	15:37:43.301	1:02.121	+2.648	20.080	26.428	15.613
2	15:38:45.989	1:02.688	+3.215	20.639	26.134	15.915
3	15:39:45.462	59.473		19.395	25.526	14.552
4	15:40:51.699	1:06.237	+6.764	24.056	26.753	15.428
5	15:41:51.570	59.871	+0.398	19.363	25.670	14.838
6	15:42:51.269	59.699	+0.226	19.383	25.622	14.694
p7	15:44:08.797	1:17.528	+18.055	20.743	27.056	

(14) Kevin Rossel						
1	15:38:06.075	1:02.730	+3.253	20.599	26.861	15.270
2	15:39:06.580	1:00.505	+1.028	19.592	26.293	14.620
3	15:40:06.057	59.477		19.419	25.579	14.479
4	15:41:05.725	59.668	+0.191	19.516	25.557	14.595
5	15:42:05.571	59.846	+0.369	19.466	25.683	14.697
6	15:43:05.255	59.684	+0.207	19.404	25.615	14.665
p7	15:44:18.532	1:13.277	+13.800	21.373	27.470	

(48) Frederik Nymark						
1	15:40:31.332	1:00.294	+0.732	19.695	25.793	14.806
2	15:41:31.318	59.986	+0.424	19.300	25.854	14.832
p3	15:42:41.060	1:09.742	+10.180	19.367	26.694	
4	15:47:12.683	4:31.623	+3:32.061		26.898	15.131
5	15:48:12.554	59.871	+0.309	19.347	25.780	14.744
6	15:49:12.349	59.795	+0.233	19.223	25.700	14.872
7	15:50:11.911	59.562		19.182	25.616	14.764
p8	15:51:23.359	1:11.448	+11.886	20.391	26.767	

(97) Ole Petersen						
1	15:38:08.037	1:02.603	+3.029	20.013	26.406	16.184
2	15:39:08.428	1:00.391	+0.817	19.465	25.936	14.990
3	15:40:10.016	1:01.588	+2.014	20.677	25.984	14.927
4	15:41:09.856	59.840	+0.266	19.251	25.758	14.831
5	15:42:09.705	59.849	+0.275	19.282	25.779	14.788
6	15:43:10.972	1:01.267	+1.693	20.357	25.946	14.964
7	15:44:10.546	59.574		19.183	25.716	14.675
p8	15:45:31.439	1:20.893	+21.319	23.681	29.934	

(19) Michelle Gating						
1	15:40:04.256	1:06.602	+6.979	22.674	27.584	16.344
2	15:41:06.450	1:02.194	+2.571	19.946	26.559	15.689
3	15:42:06.675	1:00.225	+0.602	19.600	25.878	14.747
4	15:43:06.679	1:00.004	+0.381	19.428	25.749	14.827
5	15:44:06.569	59.890	+0.267	19.471	25.695	14.724
6	15:45:06.309	59.740	+0.117	19.353	25.668	14.719
7	15:46:05.932	59.623		19.279	25.636	14.708
p8	15:47:15.721	1:09.789	+10.166	19.849	26.577	

(31) Nicki Kristensen						
1	15:37:44.570	1:02.589	+2.944	19.743	26.694	16.152
2	15:38:46.781	1:02.211	+2.566	19.893	27.152	15.166
3	15:39:46.426	59.645		19.337	25.670	14.638
4	15:40:46.429	1:00.003	+0.358	19.623	25.681	14.699
5	15:41:46.171	59.742	+0.097	19.127	25.796	14.819
p6	15:42:56.588	1:10.417	+10.772	19.407	27.658	
7	15:50:30.747	7:34.159	+6:34.514		26.150	15.650

(7) Casper Roes						
1	15:38:13.989	1:04.628	+4.925	20.954	27.505	16.169

Lap	Time of Day	Lap Tm	Diff	S1 Tm	S2 Tm	S3 Tm
2	15:39:14.736	1:00.747	+1.044	19.759	26.054	14.934
3	15:40:14.468	59.732	+0.029	19.418	25.709	14.605
4	15:41:15.446	1:00.978	+1.275	19.294	26.623	15.061
5	15:42:15.149	59.703		19.309	25.763	14.631
p6	15:43:26.398	1:11.249	+11.546	19.292	26.084	

(30) Mikkel Bang Johnsen						
1	15:40:44.835	1:01.180	+1.413	19.889	26.274	15.017
2	15:41:44.654	59.819	+0.052	19.335	25.701	14.783
3	15:42:44.711	1:00.057	+0.290	19.314	25.752	14.991
4	15:43:44.478	59.767		19.265	25.725	14.777
5	15:44:44.521	1:00.043	+0.276	19.372	25.692	14.979
p6	15:45:58.153	1:13.632	+13.865	20.589	27.308	

(18) Jonas Svensson						
1	15:38:17.067	1:04.896	+5.030	20.392	29.217	15.287
2	15:39:19.763	1:02.696	+2.830	19.675	26.738	16.283
3	15:40:19.631	59.868	+0.002	19.445	25.686	14.737
4	15:41:23.057	1:03.426	+3.560	20.399	28.119	14.908
5	15:42:22.923	59.866		19.250	25.695	14.921
6	15:43:24.425	1:01.502	+1.636	19.696	26.671	15.135
7	15:44:29.457	1:05.032	+5.166	19.578	28.422	17.032
8	15:45:29.477	1:00.020	+0.154	19.375	25.775	14.870
p9	15:46:48.695	1:19.218	+19.352	23.597	30.397	
10	15:50:24.997	3:36.302	+2:36.436		27.105	15.120

(32) Henrik Jansen						
1	15:37:45.562	1:01.322	+1.423	19.943	26.128	15.251
2	15:38:47.276	1:01.714	+1.815	19.978	26.408	15.328
3	15:39:47.385	1:00.109	+0.210	19.586	25.805	14.718
4	15:40:48.181	1:00.796	+0.897	19.906	25.977	14.913
5	15:41:48.080	59.899		19.382	25.780	14.737
6	15:42:55.890	1:07.810	+7.911	23.778	28.784	15.248
7	15:43:56.838	1:00.948	+1.049	19.526	25.909	15.513
p8	15:45:23.688	1:26.850	+26.951	20.137	33.221	

(74) Nicki Petersen						
1	15:38:39.359	1:01.681	+1.557	19.897	26.525	15.259
2	15:39:40.077	1:00.718	+0.594	19.644	26.146	14.928
3	15:40:40.456	1:00.379	+0.255	19.422	25.992	14.965
4	15:41:40.994	1:00.538	+0.414	19.477	25.958	15.103
5	15:42:46.143	1:05.149	+5.025	20.189	29.018	15.942
6	15:43:46.678	1:00.535	+0.411	19.607	26.086	14.842
p7	15:44:56.944	1:10.266	+10.142	19.779	26.219	
8	15:47:42.950	2:46.006	+1:45.882		28.752	15.251
9	15:48:43.094	1:00.144	+0.020	19.356	25.935	14.853
10	15:49:43.353	1:00.259	+0.135	19.361	26.027	14.871
11	15:50:43.477	1:00.124		19.321	25.996	14.807

(44) Kenneth Jensen						
1	15:38:43.375	1:04.206	+4.003	21.817	27.280	15.109
2	15:39:44.081	1:00.706	+0.503	19.804	26.136	14.766
3	15:40:53.988	1:09.907	+9.704	28.214	26.552	15.141
4	15:41:54.325	1:00.337	+0.134	19.446	25.848	15.043
5	15:42:54.723	1:00.398	+0.195	19.554	25.944	14.900
6	15:43:54.926	1:00.203		19.208	26.046	14.949
p7	15:45:11.768	1:16.842	+16.639	22.807	30.949	
8	15:47:26.572	2:14.804	+1:14.601		26.885	14.906
9	15:48:26.841	1:00.269	+0.066	19.389	25.979	14.901
10	15:49:27.121	1:00.280	+0.077	19.464	25.889	14.927
11	15:50:29.097	1:01.976	+1.773	19.420	26.049	16.507

(23) Kristian Thorsen						
1	15:38:31.483	1:04.464	+4.189	20.332	26.672	17.460
2	15:39:32.205	1:00.722	+0.447	19.720	26.221	14.781
3	15:40:32.597	1:00.392	+0.117	19.353	26.176	14.863
4	15:41:33.146	1:00.549	+0.274	19.464	26.034	15.051
p5	15:42:48.296	1:15.150	+14.875	19.743	28.683	
6	15:44:54.515	2:06.219	+1:05.944		28.571	14.939
7	15:45:55.412	1:00.897	+0.622	19.771	26.190	14.936
8	15:46:56.147	1:00.735	+0.460	19.597	26.183	14.955
9						

Padborg Park Open

OK Mobil 1 Danish Supertourisme Turbo

Padborg Park 2,150 km

Timed Practice 1

2018.04.21. 15:35

Qualifying (15:00 Time) started at 15:35:21

Lap	Time of Day	Lap Tm	Diff	S1 Tm	S2 Tm	S3 Tm	Lap	Time of Day	Lap Tm	Diff	S1 Tm	S2 Tm	S3 Tm
12	15:50:59.666	1:00.275		19.520	26.058	14.697							
(9) Lasse Poulsen													
1	15:41:40.450	3:55.093	+2:54.767		28.397	15.761							
2	15:42:42.120	1:01.670	+1.344	19.884	26.530	15.256							
p3	15:43:54.152	1:12.032	+11.706	19.918	26.457								
4	15:48:16.131	4:21.979	+3:21.653		28.628	15.196							
5	15:49:16.887	1:00.756	+0.430	19.716	26.105	14.935							
6	15:50:17.213	1:00.326		19.534	25.942	14.850							
p7	15:51:39.950	1:22.737	+22.411	25.555	30.141								
(94) Anders Arnfelt Elkjaer													
1	15:38:08.486	1:02.318	+1.945	20.028	26.330	15.960							
2	15:39:09.020	1:00.534	+0.161	19.855	26.006	14.673							
3	15:40:10.514	1:01.494	+1.121	20.399	26.155	14.940							
4	15:41:10.887	1:00.373		19.408	26.108	14.857							
5	15:42:11.514	1:00.627	+0.254	19.377	26.437	14.813							
6	15:43:12.177	1:00.663	+0.290	19.667	26.113	14.883							
7	15:44:12.593	1:00.416	+0.043	19.460	26.199	14.757							
8	15:45:13.668	1:01.075	+0.702	19.965	26.273	14.837							
p9	15:46:33.783	1:20.115	+19.742	19.569	29.513								
(55) Mathias Storbank													
1	15:38:16.051	1:05.746	+5.366	20.722	29.423	15.601							
2	15:39:18.082	1:02.031	+1.651	20.056	26.601	15.374							
3	15:40:18.756	1:00.674	+0.294	19.551	26.256	14.867							
4	15:41:19.314	1:00.558	+0.178	19.565	25.990	15.003							
5	15:42:19.815	1:00.501	+0.121	19.549	26.030	14.922							
6	15:43:21.848	1:02.033	+1.653	19.549	26.500	15.984							
7	15:44:32.602	1:10.754	+10.374	25.260	28.320	17.174							
8	15:45:44.405	1:11.803	+11.423	21.809	32.571	17.423							
9	15:46:47.318	1:02.913	+2.533	21.615	26.361	14.937							
10	15:47:48.089	1:00.771	+0.391	19.739	26.145	14.887							
11	15:48:48.858	1:00.769	+0.389	19.560	26.226	14.983							
12	15:49:49.238	1:00.380		19.569	25.881	14.930							
13	15:50:49.950	1:00.712	+0.332	19.641	26.114	14.957							
(84) Louise Frost													
1	15:38:17.902	1:03.088	+2.380	20.431	26.992	15.665							
p2	15:39:26.803	1:08.901	+8.193	19.931	26.382								
3	15:41:28.605	2:01.802	+1:01.094		26.452	15.467							
4	15:42:29.597	1:00.992	+0.284	19.662	26.104	15.226							
5	15:43:31.913	1:02.316	+1.608	20.401	26.745	15.170							
6	15:44:33.059	1:01.146	+0.438	19.611	26.105	15.430							
7	15:45:35.376	1:02.317	+1.609	20.507	26.353	15.457							
8	15:46:36.710	1:01.334	+0.626	19.720	26.519	15.095							
9	15:47:37.418	1:00.708		19.521	26.165	15.022							
p10	15:48:48.954	1:11.536	+10.828	20.311	26.503								
(71) Carsten Lorenzen													
1	15:38:19.694	1:03.854	+1.650	21.180	27.341	15.333							
2	15:39:22.045	1:02.351	+0.147	20.013	26.855	15.483							
3	15:40:24.249	1:02.204		20.284	26.638	15.282							
4	15:41:26.788	1:02.539	+0.335	20.607	26.711	15.221							
5	15:42:29.296	1:02.508	+0.304	20.307	26.769	15.432							
6	15:43:33.637	1:04.341	+2.137	20.375	28.381	15.585							
7	15:44:36.451	1:02.814	+0.610	20.665	27.036	15.113							
8	15:45:39.425	1:02.974	+0.770	20.825	27.042	15.107							
9	15:46:54.894	1:15.469	+13.265	32.809	27.494	15.166							
10	15:47:58.674	1:03.780	+1.576	20.369	27.964	15.447							
11	15:49:01.294	1:02.620	+0.416	20.588	26.683	15.349							
12	15:50:04.367	1:03.073	+0.869	20.438	27.349	15.286							
p13	15:51:31.119	1:26.752	+24.548	34.855	28.583								
(77) Johnny Pedersen													
1	15:38:04.621	1:04.177	+1.929	20.935	27.664	15.578							
2	15:39:08.064	1:03.443	+1.195	20.200	27.819	15.424							
3	15:40:12.833	1:04.769	+2.521	21.807	27.581	15.381							
4	15:41:16.108	1:03.275	+1.027	20.278	27.132	15.865							
5	15:42:18.412	1:02.304	+0.056	20.412	26.814	15.078							
6	15:43:20.660	1:02.248		20.251	27.034	14.963							
7	15:44:25.439	1:04.779	+2.531	20.412	28.605	15.762							
8	15:45:28.229	1:02.790	+0.542	20.436	27.175	15.179							
p9	15:46:46.770	1:18.541	+16.293	22.425	28.548								

Padborg Park Open

OK Mobil 1 Danish Supertourisme Turbo

Padborg Park 2,150 km

Timed Practice 2

2018.04.21. 16:00

Qualifying (10:00 Time) started at 16:01:47

Lap	Time of Day	Lap Tm	Diff	S1 Tm	S2 Tm	S3 Tm
(11) Martin Andersen						
1	16:04:30.032	1:00.016	+0.907	19.342	26.068	14.606
2	16:05:29.614	59.582	+0.473	19.166	25.651	14.765
3	16:06:37.849	1:08.235	+9.126	19.443	29.648	19.144
4	16:07:37.676	59.827	+0.718	19.037	25.974	14.816
5	16:08:36.985	59.309	+0.200	19.097	25.586	14.626
6	16:09:36.446	59.461	+0.352	19.034	25.671	14.756
7	16:10:39.470	1:03.024	+3.915	19.224	27.321	16.479
8	16:11:38.579	59.109		19.026	25.531	14.552
p9	16:13:13.809	1:35.230	+36.121	25.647	36.900	

(14) Kevin Rossel						
1	16:04:24.827	1:18.023	+18.617	24.487	37.503	16.033
2	16:05:24.475	59.648	+0.242	19.369	25.579	14.700
3	16:06:27.356	1:02.881	+3.475	19.382	25.478	18.021
4	16:07:28.578	1:01.222	+1.816	20.799	25.832	14.591
5	16:08:28.615	1:00.037	+0.631	19.532	25.753	14.752
6	16:09:28.703	1:00.088	+0.682	19.528	25.877	14.683
7	16:10:28.605	59.902	+0.496	19.446	25.705	14.751
8	16:11:28.199	59.594	+0.188	19.346	25.654	14.594
9	16:12:27.605	59.406		19.365	25.569	14.472

(512) Kevin Verner						
1	16:03:47.953	59.572	+0.102	19.412	25.711	14.449
2	16:05:03.339	1:15.386	+15.916	22.375	33.138	19.873
3	16:06:02.844	59.505	+0.035	19.226	25.744	14.535
4	16:07:13.355	1:10.511	+11.041	22.913	30.457	17.141
5	16:08:12.825	59.470		19.323	25.659	14.488
6	16:09:18.405	1:05.580	+6.110	21.412	28.552	15.616
7	16:10:18.016	59.611	+0.141	19.296	25.695	14.620
p8	16:11:34.790	1:16.774	+17.304	22.551	27.679	

(20) Nicolas Kiesa						
1	16:03:46.706	1:00.231	+0.607	19.685	25.763	14.783
2	16:04:46.330	59.624		19.408	25.562	14.654
3	16:05:46.187	59.857	+0.233	19.445	25.687	14.725
4	16:06:46.080	59.893	+0.269	19.571	25.655	14.667
5	16:07:48.082	1:02.002	+2.378	20.246	26.873	14.883
6	16:08:47.980	59.898	+0.274	19.454	25.829	14.615
7	16:09:50.499	1:02.519	+2.895	20.900	26.624	14.995
8	16:10:50.334	59.835	+0.211	19.382	25.716	14.737
9	16:11:50.256	59.922	+0.298	19.608	25.720	14.594

(19) Michelle Gatting						
1	16:03:50.123	1:00.359	+0.713	19.712	25.874	14.773
2	16:04:49.769	59.646		19.371	25.611	14.664
3	16:05:49.566	59.797	+0.151	19.340	25.681	14.776
4	16:06:49.251	59.685	+0.039	19.304	25.667	14.714
5	16:07:49.016	59.765	+0.119	19.354	25.621	14.790
6	16:08:52.888	1:03.872	+4.226	19.765	28.153	15.954
7	16:09:52.872	59.984	+0.338	19.404	25.758	14.822
p8	16:11:07.898	1:15.026	+15.380	20.175	28.010	

(48) Frederik Nymark						
1	16:04:33.325	1:00.011	+0.343	19.383	25.760	14.868
2	16:05:32.993	59.668		19.275	25.651	14.742
3	16:06:32.974	59.981	+0.313	19.189	25.880	14.912
4	16:07:35.030	1:02.056	+2.388	19.282	27.209	15.565
5	16:08:35.043	1:00.013	+0.345	19.278	25.847	14.888
6	16:09:38.347	1:03.304	+3.636	19.379	25.863	18.062
7	16:10:42.086	1:03.739	+4.071	21.066	27.692	14.981
8	16:11:42.075	59.989	+0.321	19.353	25.740	14.896
p9	16:12:52.150	1:10.075	+10.407	19.315	26.531	

(18) Jonas Svensson						
1	16:04:16.595	1:04.938	+5.259	20.820	29.161	14.957
2	16:05:16.933	1:00.338	+0.659	19.458	25.947	14.933
3	16:06:16.612	59.679		19.208	25.650	14.821
4	16:07:16.338	59.726	+0.047	19.193	25.731	14.802
5	16:08:16.077	59.739	+0.060	19.150	25.744	14.845
6	16:09:21.328	1:05.251	+5.572	19.918	28.693	16.640
p7	16:10:33.427	1:12.099	+12.420	19.263	26.031	

(30) Mikkel Bang Johnsen						
1	16:04:25.960	1:16.444	+16.741	24.884	35.274	16.286
2	16:05:26.183	1:00.223	+0.520	19.370	25.956	14.897
3	16:06:25.886	59.703		19.349	25.486	14.868
4	16:07:25.977	1:00.091	+0.388	19.608	25.626	14.857
5	16:08:25.954	59.977	+0.274	19.389	25.785	14.803
6	16:09:26.025	1:00.071	+0.368	19.311	25.927	14.833
7	16:10:26.112	1:00.087	+0.384	19.328	25.896	14.863
8	16:11:27.280	1:01.168	+1.465	19.549	26.671	14.948
9	16:12:28.044	1:00.764	+1.061	19.492	26.126	15.146

(31) Nicki Kristensen						
1	16:03:53.678	59.885	+0.095	19.365	25.722	14.798
2	16:04:53.468	59.790		19.233	25.687	14.870
3	16:05:54.624	1:01.156	+1.366	20.091	26.100	14.965
4	16:06:54.716	1:00.092	+0.302	19.423	25.891	14.778
p5	16:08:18.471	1:23.755	+23.965	19.374	29.545	

(7) Casper Roes						
1	16:03:52.351	1:00.546	+0.673	19.796	25.891	14.859
2	16:04:52.472	1:00.121	+0.248	19.431	25.871	14.819
3	16:05:58.447	1:05.975	+6.102	19.410	30.534	16.031
4	16:06:58.746	1:00.299	+0.426	19.622	25.948	14.729
5	16:07:58.906	1:00.160	+0.287	19.431	25.945	14.784
6	16:09:32.708	1:33.802	+33.929	19.336	57.767	16.699
7	16:10:33.062	1:00.354	+0.481	19.636	25.997	14.721
8	16:11:32.935	59.873		19.423	25.799	14.651
p9	16:12:47.867	1:14.932	+15.059	21.293	28.162	

(97) Ole Petersen						
1	16:04:22.747	1:05.132	+5.038	19.554	28.850	16.728
2	16:05:23.263	1:00.516	+0.422	19.488	26.051	14.977
3	16:06:23.357	1:00.094		19.339	25.857	14.898
4	16:07:24.045	1:00.688	+0.594	19.501	26.161	15.026
5	16:08:24.308	1:00.263	+0.169	19.390	25.992	14.881
6	16:09:24.532	1:00.224	+0.130	19.381	26.002	14.841
7	16:10:24.819	1:00.287	+0.193	19.435	25.904	14.948
8	16:11:24.954	1:00.135	+0.041	19.419	25.900	14.816
9	16:12:25.069	1:00.115	+0.021	19.395	25.983	14.737

(32) Henrik Jansen						
1	16:04:17.629	1:10.413	+10.291	24.870	30.312	15.231
2	16:05:17.751	1:00.122		19.497	25.807	14.818
3	16:06:23.896	1:06.145	+6.023	19.768	28.797	17.580
4	16:07:24.316	1:00.420	+0.298	19.772	25.908	14.740
5	16:08:29.061	1:04.745	+4.623	22.119	27.257	15.369
6	16:09:29.528	1:00.467	+0.345	19.560	26.206	14.701
p7	16:10:57.592	1:28.064	+27.942	24.174	32.112	

Padborg Park Open

OK Mobil 1 Danish Supertourisme Turbo

Padborg Park 2,150 km

Heat 1 - Modified

2018.04.22. 13:15

Race (15:00 and 1 Laps)

POLE POSITION

Rank	Driver	Time
1	30 Mikkel Bang Johnsen	59.703
2	18 Jonas Svensson	59.679
3	48 Frederik Nymark	59.668
4	19 Michelle Gatting	59.646
5	20 Nicolas Kiesa	59.624
6	512 Kevin Verner	59.470
7	14 Kevin Rossel	59.406
8	11 Martin Andersen	59.109
9	31 Nicki Kristensen	59.790
10	7 Casper Roes	59.873
11	97 Ole Petersen	1:00.094
12	32 Henrik Jansen	1:00.122
13	74 Nicki Petersen	1:00.124
14	44 Kenneth Jensen	1:00.203
15	23 Kristian Thorsen	1:00.275
16	9 Lasse Poulsen	1:00.326
17	94 Anders Arnfelt Elkjaer	1:00.373
18	55 Mathias Storbank	1:00.380
19	84 Louise Frost	1:00.708
20	71 Carsten Lorenzen	1:02.204
21	77 Johnny Pedersen	1:02.248

These results are provisional, until the conclusion of any judicial and technical inquiries.

Orbits

Hans-Jorn Sogaard Andersen
Clerk of the Course

Attila Boros
Chief Timekeeper

CHRONOMOTO
TIMING

Padborg Park Open

Sorted on Laps

OK Mobil 1 Danish Supertourisme Turbo

Padborg Park 2,150 km

Heat 1 - Modified 2

2018.04.22. 13:15

Race (15:00 and 1 Laps) started at 13:14:45

Pos	No.	Name	Nat.	Car	Class	Laps	Total Tm	Diff	Gap	Best Tm
1	48	Frederik Nymark	DNK	DST V6	DST PRO	16	16:32.698			1:00.236
2	30	Mikkel Bang Johnsen	DNK	DST	DST PRO	16	16:34.673	1.975	1.975	59.930
3	18	Jonas Svensson	DNK	BMW DST	DST PRO	16	16:35.830	3.132	1.157	1:00.692
4	512	Kevin Verner	DNK	Mitjet BMW	DST PRO	16	16:36.232	3.534	0.402	59.952
5	19	Michelle Gatting	DNK	BMW Supertourisme	DST PRO	16	16:36.771	4.073	0.539	1:00.235
6	14	Kevin Rossel	DNK	BMW DST	DST PRO	16	16:37.823	5.125	1.052	1:00.322
7	97	Ole Petersen	DNK	Mercedes Supertourismr	DST PRO	16	16:39.198	6.500	1.375	1:00.263
8	74	Nicki Petersen	DNK	Mercedes c 63s AMG	DST PRO	16	16:44.073	11.375	4.875	1:00.811
9	94	Anders Arnfelt Elkjaer	DNK	DST Nissan	DST PRO	16	16:51.112	18.414	7.039	1:00.638
10	44	Kenneth Jensen	DNK	Mercedes DST	DST PRO	16	16:52.407	19.709	1.295	1:00.897
11	32	Henrik Jansen	DNK	Mercedes DST	DST AM	16	17:00.460	27.762	8.053	1:01.609
12	9	Lasse Poulsen	DNK	DST V6	DST AM	16	17:00.981	28.283	0.521	1:01.457
13	84	Louise Frost	DNK	DST Turbo	DST AM	16	17:01.208	28.510	0.227	1:01.217
14	23	Kristian Thorsen	DNK	DST V6	DST AM	16	17:07.332	34.634	6.124	1:01.318
15	7	Casper Roes	DNK	BMW Supertourisme	DST AM	16	17:11.617	38.919	4.285	1:01.226
16	77	Johnny Pedersen	DNK	BMW DST	DST AM	16	17:24.181	51.483	12.564	1:02.796
17	71	Carsten Lorenzen	DNK	Mercedes V6 Mitjet	DST AM	15	17:11.465	1 Lap	1 Lap	1:03.638
18	31	Nicki Kristensen	DNK	Audi S5	DST PRO	12	12:38.483	4 Laps	3 Laps	1:00.462

Not classified (75% = 12 Laps)

	11	Martin Andersen	DNK	DST BMW M4-Edition I	DST PRO	8	8:33.891	8 Laps	4 Laps	1:01.152
	55	Mathias Storbak	DNK	Mercedes DST	DST AM	4	4:35.456	12 Laps	4 Laps	1:02.520
DQ	20	Nicolas Kiesa	DNK	DST Audi RS5	DST PRO	8	8:48.145	DQ		1:01.032

Announcements

#20 - DQ - Forlader pit under Lob / Leaving the pit during the race

#7 +4 pladser pa startgrid i Heat2 - overhaler efter malflag / +4 grid pos. penalty on Heat2 - overt

#9 +4 pladser pa startgrid i Heat2 - overhaler efter malflag / +4 grid pos. penalty on Heat2 - overt

#9 +4 pladser pa startgrid i Heat 3 - ikke opfyldt specifikation

Margin of Victory	Avg. Speed	Best Lap Tm	Best Speed	Best Lap by
1.975	124,751	59.930	129,151	30 - Mikkel Bang Johnsen

Orbits

These results are provisional, until the conclusion of any judicial and technical inquiries.



Hans-Jorn Sogaard Andersen
Clerk of the Course



Attila Boros
Chief Timekeeper



Padborg Park Open

Sorted on Laps

OK Mobil 1 Danish Supertourisme Turbo

Padborg Park 2,150 km

Heat 1 - Modified 2

2018.04.22. 13:15

Race (15:00 and 1 Laps) started at 13:14:45

Pos	No.	Name	Nat.	Car	Class	Laps	Total Tm	Diff	Gap	Best Tm
DST AM										
1	32	Henrik Jansen	DNK	Mercedes DST	DST AM	16	17:00.460			1:01.609
2	9	Lasse Poulsen	DNK	DST V6	DST AM	16	17:00.981	0.521	0.521	1:01.457
3	84	Louise Frost	DNK	DST Turbo	DST AM	16	17:01.208	0.748	0.227	1:01.217
4	23	Kristian Thorsen	DNK	DST V6	DST AM	16	17:07.332	6.872	6.124	1:01.318
5	7	Casper Roes	DNK	BMW Supertourisme	DST AM	16	17:11.617	11.157	4.285	1:01.226
6	77	Johnny Pedersen	DNK	BMW DST	DST AM	16	17:24.181	23.721	12.564	1:02.796
7	71	Carsten Lorenzen	DNK	Mercedes V6 Mitjet	DST AM	15	17:11.465	1 Lap	1 Lap	1:03.638

Not classified (75% = 12 Laps)

	55	Mathias Storbank	DNK	Mercedes DST	DST AM	4	4:35.456	12 Laps	11 Laps	1:02.520
--	----	------------------	-----	--------------	--------	---	----------	---------	---------	----------

DST PRO

1	48	Frederik Nymark	DNK	DST V6	DST PRO	16	16:32.698			1:00.236
2	30	Mikkel Bang Johnsen	DNK	DST	DST PRO	16	16:34.673	1.975	1.975	59.930
3	18	Jonas Svensson	DNK	BMW DST	DST PRO	16	16:35.830	3.132	1.157	1:00.692
4	512	Kevin Verner	DNK	Mitjet BMW	DST PRO	16	16:36.232	3.534	0.402	59.952
5	19	Michelle Gatting	DNK	BMW Supertourisme	DST PRO	16	16:36.771	4.073	0.539	1:00.235
6	14	Kevin Rossel	DNK	BMW DST	DST PRO	16	16:37.823	5.125	1.052	1:00.322
7	97	Ole Petersen	DNK	Mercedes Supertourism	DST PRO	16	16:39.198	6.500	1.375	1:00.263
8	74	Nicki Petersen	DNK	Mercedes c 63s AMG	DST PRO	16	16:44.073	11.375	4.875	1:00.811
9	94	Anders Arnfelt Elkjaer	DNK	DST Nissan	DST PRO	16	16:51.112	18.414	7.039	1:00.638
10	44	Kenneth Jensen	DNK	Mercedes DST	DST PRO	16	16:52.407	19.709	1.295	1:00.897
11	31	Nicki Kristensen	DNK	Audi S5	DST PRO	12	12:38.483	4 Laps	4 Laps	1:00.462

Not classified (75% = 12 Laps)

	11	Martin Andersen	DNK	DST BMW M4-Edition L	DST PRO	8	8:33.891	8 Laps	4 Laps	1:01.152
DQ	20	Nicolas Kiesa	DNK	DST Audi RS5	DST PRO	8	8:48.145	DQ		1:01.032

Announcements

#20 - DQ - Forlader pit under Lob / Leaving the pit during the race

#7 +4 pladser pa startgrid i Heat2 - overhaler efter malflag / +4 grid pos. penalty on Heat2 - overt

#9 +4 pladser pa startgrid i Heat2 - overhaler efter malflag / +4 grid pos. penalty on Heat2 - overt

#9 +4 pladser pa startgrid i Heat 3 - ikke opfyldt specifikation

Margin of Victory	Avg. Speed	Best Lap Tm	Best Speed	Best Lap by
1.975	124,751	59.930	129,151	30 - Mikkel Bang Johnsen

Orbits

These results are provisional, until the conclusion of any judicial and technical inquiries.



Hans-Jorn Sogaard Andersen
Clerk of the Course



Attila Boros
Chief Timekeeper



Padborg Park Open

OK Mobil 1 Danish Supertourisme Turbo

Padborg Park 2,150 km

Heat 1

2018.04.22. 13:15

Race (15:00 and 1 Laps) started at 13:14:45

Lap	Time of Day	Lap Tm	Diff	S1 Tm	S2 Tm	S3 Tm	Lap	Time of Day	Lap Tm	Diff	S1 Tm	S2 Tm	S3 Tm
(48) Frederik Nymark							1	13:16:05.088	1:03.315	+3.080	21.091	26.688	15.536
1	13:16:02.796	1:01.295	+1.059	20.304	26.159	14.832	2	13:17:06.916	1:01.828	+1.593	20.343	26.667	14.818
2	13:17:03.032	1:00.236		19.635	25.898	14.703	3	13:18:08.151	1:01.235	+1.000	19.764	26.238	15.233
3	13:18:03.360	1:00.328	+0.092	19.461	26.013	14.854	4	13:19:10.393	1:02.242	+2.007	20.299	26.763	15.180
4	13:19:04.472	1:01.112	+0.876	19.935	26.155	15.022	5	13:20:13.037	1:02.644	+2.409	21.152	26.764	14.728
5	13:20:05.335	1:00.863	+0.627	19.800	26.054	15.009	6	13:21:14.610	1:01.573	+1.338	20.395	26.400	14.778
6	13:21:06.257	1:00.922	+0.686	19.762	26.158	15.002	7	13:22:15.261	1:00.651	+0.416	19.919	26.064	14.668
7	13:22:07.552	1:01.295	+1.059	19.723	26.379	15.193	8	13:23:15.613	1:00.352	+0.117	19.645	25.985	14.722
8	13:23:08.113	1:00.561	+0.325	19.606	26.022	14.933	9	13:24:16.798	1:01.185	+0.950	20.417	26.058	14.710
9	13:24:09.089	1:00.976	+0.740	19.730	26.216	15.030	10	13:25:17.565	1:00.767	+0.532	19.600	26.390	14.777
10	13:25:10.642	1:01.553	+1.317	19.840	26.735	14.978	11	13:26:17.800	1:00.235		19.613	25.930	14.692
11	13:26:11.830	1:01.188	+0.952	19.820	26.382	14.986	12	13:27:19.704	1:01.904	+1.669	19.716	26.600	15.588
12	13:27:13.530	1:01.700	+1.464	19.871	26.743	15.086	13	13:28:20.769	1:01.065	+0.830	20.044	26.319	14.702
13	13:28:14.786	1:01.256	+1.020	19.918	26.299	15.039	14	13:29:21.191	1:00.422	+0.187	19.740	26.015	14.667
14	13:29:16.018	1:01.232	+0.996	19.787	26.474	14.971	15	13:30:21.654	1:00.463	+0.228	19.755	25.984	14.724
15	13:30:16.876	1:00.858	+0.622	19.776	26.178	14.904	16	13:31:22.342	1:00.688	+0.453	19.762	26.050	14.876
16	13:31:18.269	1:01.393	+1.157	19.807	26.176	15.410	(14) Kevin Rossel						
(30) Mikkel Bang Johnsen							1	13:16:05.737	1:03.219	+2.897	21.618	26.635	14.966
1	13:16:02.333	1:01.131	+1.201	20.026	26.299	14.806	2	13:17:07.798	1:02.061	+1.739	20.422	26.829	14.810
2	13:17:02.424	1:00.091	+0.161	19.570	25.852	14.669	3	13:18:08.859	1:01.061	+0.739	19.979	26.286	14.796
3	13:18:02.354	59.930		19.507	25.722	14.701	4	13:19:10.780	1:01.921	+1.599	20.020	26.565	15.336
4	13:19:09.206	1:06.852	+6.922	24.363	27.578	14.911	5	13:20:13.509	1:02.729	+2.407	21.076	26.690	14.963
5	13:20:10.215	1:01.009	+1.079	20.037	26.106	14.866	6	13:21:14.943	1:01.434	+1.112	20.136	26.425	14.873
6	13:21:11.369	1:01.154	+1.224	20.178	26.049	14.927	7	13:22:16.086	1:01.143	+0.821	19.941	26.569	14.633
7	13:22:12.083	1:00.714	+0.784	19.837	26.024	14.853	8	13:23:16.462	1:00.376	+0.054	19.879	25.882	14.615
8	13:23:13.065	1:00.982	+1.052	19.739	26.319	14.924	9	13:24:17.113	1:00.651	+0.329	19.804	26.169	14.678
9	13:24:13.852	1:00.787	+0.857	19.812	26.126	14.849	10	13:25:17.970	1:00.857	+0.535	19.871	26.166	14.820
10	13:25:15.113	1:01.261	+1.331	19.924	26.435	14.902	11	13:26:18.292	1:00.322		19.803	25.845	14.674
11	13:26:16.168	1:01.055	+1.125	19.848	26.285	14.922	12	13:27:19.400	1:01.108	+0.786	19.738	26.336	15.034
12	13:27:17.317	1:01.149	+1.219	19.869	26.410	14.870	13	13:28:21.258	1:01.858	+1.536	20.145	26.857	14.856
13	13:28:18.101	1:00.784	+0.854	19.807	26.159	14.818	14	13:29:22.031	1:00.773	+0.451	19.962	26.177	14.634
14	13:29:18.858	1:00.757	+0.827	19.832	26.175	14.750	15	13:30:22.573	1:00.542	+0.220	19.862	26.040	14.640
15	13:30:19.608	1:00.750	+0.820	19.897	26.122	14.731	16	13:31:23.394	1:00.821	+0.499	19.858	26.103	14.860
16	13:31:20.244	1:00.636	+0.706	19.701	26.085	14.850	(97) Ole Petersen						
(18) Jonas Svensson							1	13:16:07.057	1:03.812	+3.549	21.928	26.696	15.188
1	13:16:04.413	1:02.694	+2.002	20.941	26.705	15.048	2	13:17:08.975	1:01.918	+1.655	19.860	26.770	15.288
2	13:17:06.095	1:01.682	+0.990	20.152	26.455	15.075	3	13:18:10.129	1:01.154	+0.891	19.915	26.239	15.000
3	13:18:06.883	1:00.788	+0.096	19.667	26.151	14.970	4	13:19:11.800	1:01.671	+1.408	19.646	26.739	15.286
4	13:19:08.216	1:01.333	+0.641	19.815	26.574	14.944	5	13:20:14.381	1:02.581	+2.318	21.181	26.302	15.098
5	13:20:09.202	1:00.986	+0.294	19.790	26.225	14.971	6	13:21:15.920	1:01.539	+1.276	19.859	26.574	15.106
6	13:21:10.583	1:01.381	+0.689	19.826	26.528	15.027	7	13:22:18.389	1:02.469	+2.206	20.379	26.895	15.195
7	13:22:11.662	1:01.079	+0.387	19.774	26.256	15.049	8	13:23:20.430	1:02.041	+1.778	20.415	26.785	14.841
8	13:23:12.677	1:01.015	+0.323	19.681	26.470	14.864	9	13:24:21.330	1:00.900	+0.637	19.740	26.391	14.769
9	13:24:14.190	1:01.513	+0.821	19.704	26.335	15.474	10	13:25:22.609	1:01.279	+1.016	19.817	26.492	14.970
10	13:25:16.079	1:01.889	+1.197	19.906	26.867	15.116	11	13:26:22.960	1:00.351	+0.088	19.652	25.949	14.750
11	13:26:17.082	1:01.003	+0.311	19.871	26.210	14.922	12	13:27:23.382	1:00.422	+0.159	19.549	26.046	14.827
12	13:27:17.975	1:00.893	+0.201	19.668	26.256	14.969	13	13:28:23.768	1:00.386	+0.123	19.625	26.019	14.742
13	13:28:18.869	1:00.894	+0.202	19.707	26.278	14.909	14	13:29:24.031	1:00.263		19.474	25.981	14.808
14	13:29:19.859	1:00.990	+0.298	19.657	26.328	15.005	15	13:30:24.452	1:00.421	+0.158	19.511	26.079	14.831
15	13:30:20.709	1:00.850	+0.158	19.677	26.218	14.955	16	13:31:24.769	1:00.317	+0.054	19.647	25.943	14.727
16	13:31:21.401	1:00.692		19.746	26.067	14.879	(74) Nicki Petersen						
(512) Kevin Verner							1	13:16:07.918	1:04.319	+3.508	22.008	27.272	15.039
1	13:16:05.266	1:02.989	+3.037	21.269	26.645	15.075	2	13:17:09.493	1:01.575	+0.764	19.903	26.699	14.973
2	13:17:07.224	1:01.958	+2.006	20.272	26.965	14.721	3	13:18:11.113	1:01.620	+0.809	20.165	26.414	15.041
3	13:18:07.856	1:00.632	+0.680	19.593	26.228	14.811	4	13:19:12.651	1:01.538	+0.727	20.004	26.328	15.206
4	13:19:10.245	1:02.389	+2.437	20.221	26.832	15.336	5	13:20:15.174	1:02.523	+1.712	21.142	26.518	14.863
5	13:20:12.795	1:02.550	+2.598	21.205	26.522	14.823	6	13:21:17.275	1:02.101	+1.290	19.914	27.034	15.153
6	13:21:14.200	1:01.405	+1.453	20.447	26.200	14.758	7	13:22:19.273	1:01.998	+1.187	19.841	27.052	15.105
7	13:22:14.639	1:00.439	+0.487	19.843	25.913	14.683	8	13:23:21.425	1:02.152	+1.341	20.462	26.752	14.938
8	13:23:14.591	59.952		19.506	25.829	14.617	9	13:24:22.504	1:01.079	+0.268	19.873	26.328	14.878
9	13:24:14.787	1:00.196	+0.244	19.762	25.924	14.510	10	13:25:24.156	1:01.652	+0.841	19.563	27.120	14.969
10	13:25:16.327	1:01.540	+1.588	19.722	26.656	15.162	11	13:26:25.230	1:01.074	+0.263	19.794	26.349	14.931
11	13:26:17.319	1:00.992	+1.040	19.830	26.285	14.877	12	13:27:26.041	1:00.811		19.563	26.311	14.937
12	13:27:18.716	1:01.397	+1.445	19.782	26.743	14.872	13	13:28:27.034	1:00.993	+0.182	19.738	26.335	14.920
13	13:28:19.376	1:00.660	+0.708	19.820	26.123	14.717	14	13:29:27.852	1:00.818	+0.007	19.748	26.140	14.930
14	13:29:20.076	1:00.700	+0.748	19.708	26.030	14.962	15	13:30:28.756	1:00.904	+0.093	19.731	26.327	14.846
15	13:30:20.964	1:00.888	+0.936	19.759	26.220	14.909	16	13:31:29.644	1:00.888	+0.077	19.693	26.275	14.920
16	13:31:21.803												

Padborg Park Open

OK Mobil 1 Danish Supertourisme Turbo

Padborg Park 2,150 km

Heat 1

2018.04.22. 13:15

Race (15:00 and 1 Laps) started at 13:14:45

Lap	Time of Day	Lap Tm	Diff	S1 Tm	S2 Tm	S3 Tm	Lap	Time of Day	Lap Tm	Diff	S1 Tm	S2 Tm	S3 Tm
3	13:18:11.872	1:00.798	+0.160	19.779	26.327	14.676	5	13:20:18.505	1:01.843	+0.626	20.347	26.443	15.053
4	13:19:13.992	1:02.120	+1.482	19.923	27.096	15.079	6	13:21:19.935	1:01.430	+0.213	20.091	26.399	14.940
5	13:20:15.513	1:01.521	+0.883	20.378	26.384	14.746	7	13:22:24.314	1:04.379	+3.162	20.085	28.553	15.741
6	13:21:18.274	1:02.761	+2.123	19.960	27.044	15.733	8	13:23:26.045	1:01.731	+0.514	20.102	26.414	15.215
7	13:22:20.146	1:01.872	+1.234	19.893	26.574	15.391	9	13:24:27.262	1:01.217		19.791	26.486	14.940
8	13:23:22.322	1:02.176	+1.538	20.168	26.803	15.193	10	13:25:29.742	1:02.480	+1.263	20.281	26.963	15.236
9	13:24:24.718	1:02.396	+1.758	19.957	27.133	15.284	11	13:26:35.166	1:05.424	+4.207	23.192	27.082	15.150
10	13:25:27.015	1:02.297	+1.659	20.654	26.800	14.827	12	13:27:38.412	1:03.246	+2.029	20.932	26.929	15.385
11	13:26:30.454	1:03.439	+2.801	20.425	27.523	15.470	13	13:28:40.091	1:01.679	+0.462	20.062	26.461	15.156
12	13:27:32.015	1:01.561	+0.923	20.299	26.434	14.814	14	13:29:42.077	1:01.986	+0.769	20.181	26.685	15.120
13	13:28:33.146	1:01.131	+0.493	19.928	26.419	14.768	15	13:30:43.749	1:01.672	+0.455	20.038	26.565	15.069
14	13:29:33.784	1:00.638		19.742	26.091	14.786	16	13:31:46.779	1:03.030	+1.813	20.340	27.210	15.480
15	13:30:34.842	1:01.058	+0.420	19.720	26.380	14.937							
16	13:31:36.683	1:01.841	+1.203	20.036	26.744	15.043							
(44) Kenneth Jensen							(23) Kristian Thorsen						
1	13:16:08.943	1:04.827	+3.930	22.170	27.528	15.129	1	13:16:09.779	1:05.550	+4.232	22.270	28.121	15.159
2	13:17:11.579	1:02.636	+1.739	20.284	27.127	15.225	2	13:17:11.828	1:02.049	+0.731	20.044	26.967	15.038
3	13:18:12.701	1:01.122	+0.225	19.767	26.425	14.930	3	13:18:13.146	1:01.318		20.061	26.357	14.900
4	13:19:15.478	1:02.777	+1.880	19.616	27.835	15.326	4	13:19:15.719	1:02.573	+1.255	19.908	27.120	15.545
5	13:20:16.875	1:01.397	+0.500	20.124	26.343	14.930	5	13:20:17.436	1:01.717	+0.399	20.218	26.574	14.925
6	13:21:18.621	1:01.746	+0.849	20.009	26.560	15.177	6	13:21:18.964	1:01.528	+0.210	19.948	26.411	15.169
7	13:22:20.517	1:01.896	+0.999	20.068	26.597	15.231	7	13:22:20.856	1:01.892	+0.574	20.196	26.575	15.121
8	13:23:22.770	1:02.253	+1.356	20.456	26.612	15.185	8	13:23:23.125	1:02.269	+0.951	20.418	26.697	15.154
9	13:24:24.973	1:02.203	+1.306	19.718	27.236	15.249	9	13:24:25.190	1:02.065	+0.747	20.031	26.999	15.035
10	13:25:29.290	1:04.317	+3.420	22.342	26.820	15.155	10	13:25:28.134	1:02.944	+1.626	20.672	27.003	15.269
11	13:26:31.092	1:01.802	+0.905	20.157	26.592	15.053	11	13:26:41.917	1:13.783	+12.465	20.262	38.000	15.521
12	13:27:33.067	1:01.975	+1.078	20.246	26.726	15.003	12	13:27:44.481	1:02.564	+1.246	20.701	26.747	15.116
13	13:28:34.012	1:00.945	+0.048	19.527	26.507	14.911	13	13:28:46.294	1:01.813	+0.495	20.157	26.526	15.130
14	13:29:34.909	1:00.897		19.667	26.313	14.917	14	13:29:48.099	1:01.805	+0.487	20.077	26.602	15.126
15	13:30:37.040	1:02.131	+1.234	19.894	27.123	15.114	15	13:30:50.340	1:02.241	+0.923	20.341	26.733	15.167
16	13:31:37.978	1:00.938	+0.041	19.835	26.243	14.860	16	13:31:52.903	1:02.563	+1.245	20.120	27.178	15.265
(32) Henrik Jansen							(7) Casper Roes						
1	13:16:08.235	1:04.518	+2.909	22.384	27.112	15.022	1	13:16:07.487	1:03.992	+2.766	21.954	27.013	15.025
2	13:17:09.914	1:01.679	+0.070	20.022	26.672	14.985	2	13:17:09.106	1:01.619	+0.393	19.970	26.671	14.978
3	13:18:11.523	1:01.609		20.289	26.199	15.121	3	13:18:10.639	1:01.533	+0.307	20.232	26.489	14.812
4	13:19:14.540	1:03.017	+1.408	20.154	26.913	15.950	4	13:19:12.228	1:01.589	+0.363	19.863	26.557	15.169
5	13:20:16.171	1:01.631	+0.022	20.155	26.577	14.899	5	13:20:33.368	1:21.140	+19.914	38.974	27.332	14.834
6	13:21:17.781	1:01.610	+0.001	19.909	26.727	14.974	6	13:21:35.442	1:02.074	+0.848	20.128	26.863	15.083
7	13:22:19.690	1:01.909	+0.300	19.991	26.715	15.203	7	13:22:37.170	1:01.728	+0.502	20.047	26.714	14.967
8	13:23:22.050	1:02.360	+0.751	20.306	26.890	15.164	8	13:23:38.885	1:01.715	+0.489	20.160	26.656	14.899
9	13:24:24.376	1:02.326	+0.717	19.925	27.300	15.101	9	13:24:41.151	1:02.266	+1.040	20.054	27.206	15.006
10	13:25:26.531	1:02.155	+0.546	20.535	26.594	15.026	10	13:25:44.846	1:03.695	+2.469	20.081	28.240	15.374
11	13:26:30.675	1:04.144	+2.535	21.079	27.274	15.791	11	13:26:48.613	1:03.767	+2.541	21.510	27.192	15.065
12	13:27:33.850	1:03.175	+1.566	20.373	27.583	15.219	12	13:27:50.610	1:01.997	+0.771	20.278	26.794	14.925
13	13:28:35.917	1:02.067	+0.458	20.171	26.742	15.154	13	13:28:52.481	1:01.871	+0.645	20.048	26.898	14.925
14	13:29:39.015	1:03.098	+1.489	20.813	27.192	15.093	14	13:29:54.179	1:01.698	+0.472	20.094	26.774	14.830
15	13:30:42.333	1:03.318	+1.709	20.553	27.337	15.428	15	13:30:55.962	1:01.783	+0.557	20.106	26.846	14.831
16	13:31:46.031	1:03.698	+2.089	21.018	27.304	15.376	16	13:31:57.188	1:01.226		20.021	26.340	14.865
(9) Lasse Poulsen							(77) Johnny Pedersen						
1	13:16:10.540	1:05.677	+4.220	22.381	27.771	15.525	1	13:16:12.753	1:06.401	+3.605	22.380	28.539	15.482
2	13:17:12.376	1:01.836	+0.379	20.223	26.622	14.991	2	13:17:16.319	1:03.566	+0.770	20.562	27.601	15.403
3	13:18:13.833	1:01.457		20.110	26.384	14.963	3	13:18:20.166	1:03.847	+1.051	20.995	27.469	15.383
4	13:19:16.085	1:02.252	+0.795	19.905	26.677	15.670	4	13:19:22.962	1:02.796		20.678	27.067	15.051
5	13:20:17.949	1:01.864	+0.407	20.336	26.577	14.951	5	13:20:26.346	1:03.384	+0.588	20.922	27.216	15.246
6	13:21:19.458	1:01.509	+0.052	19.897	26.401	15.211	6	13:21:29.604	1:03.258	+0.462	20.645	27.101	15.512
7	13:22:21.323	1:01.865	+0.408	19.975	26.661	15.229	7	13:22:33.030	1:03.426	+0.630	20.836	27.328	15.262
8	13:23:24.204	1:02.881	+1.424	20.532	27.334	15.015	8	13:23:36.817	1:03.787	+0.991	20.924	27.440	15.423
9	13:24:25.819	1:01.615	+0.158	20.064	26.648	14.903	9	13:24:40.274	1:03.457	+0.661	20.595	27.710	15.152
10	13:25:28.653	1:02.834	+1.377	20.511	26.831	15.492	10	13:25:45.147	1:04.873	+2.077	20.803	28.190	15.880
11	13:26:31.460	1:02.807	+1.350	20.265	26.711	15.831	11	13:26:49.694	1:04.547	+1.751	21.636	27.601	15.310
12	13:27:34.300	1:02.840	+1.383	20.927	26.679	15.234	12	13:27:53.516	1:03.822	+1.026	20.781	27.682	15.359
13	13:28:36.242	1:01.942	+0.485	20.260	26.602	15.080	13	13:28:57.705	1:04.189	+1.393	20.956	27.894	15.339
14	13:29:39.439	1:03.197	+1.740	20.659	27.412	15.126	14	13:30:01.476	1:03.771	+0.975	20.738	27.657	15.376
15	13:30:42.657	1:03.218	+1.761	20.388	27.308	15.522	15	13:31:05.874	1:04.398	+1.602	20.959	27.686	15.753
16	13:31:46.552	1:03.895	+2.438	21.000	27.519	15.376	16	13:32:09.752	1:03.878	+1.082	20.848	27.574	15.456
(84) Louise Frost							(71) Carsten Lorenzen						
1	13:16:11.264	1:06.224	+5.007	22.815	27.889	15.520	1	13:16:11.944	1:06.223	+2.585	22.698	28.118	15.407
2	13:17:13.901	1:02.637	+1.420	20.839	26.750	15.048	2	13:17:15.847	1:03.903	+0.265	21.058	27.373	15.472
3	13:18:15.318	1:01.417	+0.200	20.033	26.389	14.995	3	13:18:54.741	1:38.894	+35.256	53.392	29.788	15.714
4	13:19:16.662	1:01.344	+0.127	19.852	26.393	15.099	4	13:19:58.800	1:04.059	+0.421	21.323	27.355	15.381
							5	13:21:03.168	1:04.368	+0.730	21.247	27.638	15.483
							6	13:22:08.273	1:05.105	+1.467	21.113	28.601	15.391

These results are provisional, until the conclusion of any judicial and technical inquiries.

Hans-Jorn Sogaard Andersen
Clerk of the Course

Attila Boros
Chief Timekeeper

CHRONOMOTO
TIMING

Padborg Park Open

OK Mobil 1 Danish Supertourisme Turbo

Padborg Park 2,150 km

Heat 1

2018.04.22. 13:15

Race (15:00 and 1 Laps) started at 13:14:45

Lap	Time of Day	Lap Tm	Diff	S1 Tm	S2 Tm	S3 Tm	Lap	Time of Day	Lap Tm	Diff	S1 Tm	S2 Tm	S3 Tm
7	13:23:11.911	1:03.638		20.952	27.420	15.266							
8	13:24:19.758	1:07.847	+4.209	24.694	27.928	15.225							
9	13:25:26.246	1:06.488	+2.850	21.474	29.660	15.354							
10	13:26:34.930	1:08.684	+5.046	25.011	28.189	15.484							
11	13:27:40.405	1:05.475	+1.837	22.398	27.774	15.303							
12	13:28:44.545	1:04.140	+0.502	21.167	27.480	15.493							
13	13:29:49.362	1:04.817	+1.179	20.948	28.485	15.384							
14	13:30:53.373	1:04.011	+0.373	21.142	27.588	15.281							
15	13:31:57.036	1:03.663	+0.025	20.885	27.373	15.405							

(31) Nicki Kristensen

1	13:16:06.676	1:03.754	+3.292	21.892	26.672	15.190
2	13:17:08.618	1:01.942	+1.480	19.982	26.647	15.313
3	13:18:09.844	1:01.226	+0.764	19.690	26.417	15.119
4	13:19:11.865	1:02.021	+1.559	19.689	26.744	15.588
5	13:20:14.835	1:02.970	+2.508	21.658	26.167	15.145
6	13:21:16.342	1:01.507	+1.045	19.773	26.560	15.174
7	13:22:18.729	1:02.387	+1.925	20.101	26.981	15.305
8	13:23:20.959	1:02.230	+1.768	20.282	27.024	14.924
9	13:24:21.719	1:00.760	+0.298	19.642	26.352	14.766
10	13:25:23.023	1:01.304	+0.842	19.778	26.529	14.997
11	13:26:23.485	1:00.462		19.678	25.984	14.800
12	13:27:24.054	1:00.569	+0.107	19.579	26.116	14.874

(11) Martin Andersen

1	13:16:06.093	1:03.265	+2.113	21.536	26.767	14.962
2	13:17:08.110	1:02.017	+0.865	20.236	26.733	15.048
3	13:18:09.262	1:01.152		19.838	26.374	14.940
4	13:19:11.145	1:01.883	+0.731	19.819	26.818	15.246
5	13:20:13.912	1:02.767	+1.615	20.862	26.809	15.096
6	13:21:15.494	1:01.582	+0.430	19.937	26.760	14.885
7	13:22:16.679	1:01.185	+0.033	19.495	26.839	14.851
8	13:23:19.462	1:02.783	+1.631	20.128	27.194	15.461

(55) Mathias Storbak

1	13:16:11.048	1:05.848	+3.328	22.292	27.713	15.843
2	13:17:15.350	1:04.302	+1.782	20.623	27.942	15.737
3	13:18:18.507	1:03.157	+0.637	20.447	27.009	15.701
4	13:19:21.027	1:02.520		20.445	26.796	15.279

(20) Nicolas Kiesa

1	13:16:04.819	1:02.745	+1.713	21.126	26.608	15.011
2	13:17:06.323	1:01.504	+0.472	20.114	26.351	15.039
3	13:18:07.355	1:01.032		19.982	26.044	15.006
4	13:19:10.046	1:02.691	+1.659	19.994	27.380	15.317
5	13:20:12.291	1:02.245	+1.213	20.867	26.575	14.803
6	13:21:16.708	1:04.417	+3.385	22.451	26.997	14.969
7	13:22:18.882	1:02.174	+1.142	20.064	26.988	15.122
p8	13:23:33.716	1:14.834	+13.802	20.707	29.682	

Padborg Park Open

OK Mobil 1 Danish Supertourisme Turbo

Padborg Park 2,150 km

Heat 2 - Modified

2018.04.22. 15:45

Race (15:00 and 1 Laps)

POLE POSITION

1	1 74 Nicki Petersen	2 97 Ole Petersen
2	3 14 Kevin Rossel	4 19 Michelle Gatting
3	5 512 Kevin Verner	6 18 Jonas Svensson
4	7 30 Mikkel Bang Johnsen	8 48 Frederik Nymark
5	9 94 Anders Arnfelt Elkjaer	10 44 Kenneth Jensen
6	11 32 Henrik Jansen	12 84 Louise Frost
7	13 23 Kristian Thorsen	14 77 Johnny Pedersen
8	15 71 Carsten Lorenzen	16 9 Lasse Poulsen
9	17 31 Nicki Kristensen	18 11 Martin Andersen
10	19 7 Casper Roes	20 55 Mathias Storbak
11	21 20 Nicolas Kiesa	

#7 +4 pladser pa startgrid i Heat2 - overhaler efter malflag / +4 grid pos. penalty on Heat2 - overtaking after Chequered flag
 #9 +4 pladser pa startgrid i Heat2 - overhaler efter malflag / +4 grid pos. penalty on Heat2 - overtaking after Chequered flag

Padborg Park Open

Sorted on Laps

OK Mobil 1 Danish Supertourisme Turbo

Padborg Park 2,150 km

Heat 2 - Modified

2018.04.22. 15:45

Race (15:00 and 1 Laps) started at 15:55:01

Pos	No.	Name	Nat.	Car	Class	Laps	Total Tm	Diff	Gap	Best Tm
1	97	Ole Petersen	DNK	Mercedes Supertourism	DST PRO	14	16:48.785			1:00.619
2	512	Kevin Verner	DNK	Mitjet BMW	DST PRO	14	16:49.116	0.331	0.331	1:00.518
3	14	Kevin Rossel	DNK	BMW DST	DST PRO	14	16:49.505	0.720	0.389	1:00.655
4	94	Anders Arnfelt Elkjaer	DNK	DST Nissan	DST PRO	14	16:50.175	1.390	0.670	1:00.802
5	44	Kenneth Jensen	DNK	Mercedes DST	DST PRO	14	16:51.940	3.155	1.765	1:00.936
6	30	Mikkel Bang Johnsen	DNK	DST	DST PRO	14	16:52.109	3.324	0.169	1:00.643
7	31	Nicki Kristensen	DNK	Audi S5	DST PRO	14	16:52.853	4.068	0.744	1:00.555
8	19	Michelle Gating	DNK	BMW Supertourisme	DST PRO	14	16:53.354	4.569	0.501	1:00.546
9	20	Nicolas Kiesa	DNK	DST Audi RS5	DST PRO	14	16:53.713	4.928	0.359	1:00.505
10	7	Casper Roes	DNK	BMW Supertourisme	DST AM	14	16:54.154	5.369	0.441	1:00.617
11	84	Louise Frost	DNK	DST Turbo	DST AM	14	16:56.231	7.446	2.077	1:01.344
12	23	Kristian Thorsen	DNK	DST V6	DST AM	14	16:58.576	9.791	2.345	1:01.659
13	55	Mathias Storbank	DNK	Mercedes DST	DST AM	14	16:58.986	10.201	0.410	1:01.649
14	74	Nicki Petersen	DNK	Mercedes c 63s AMG	DST PRO	14	16:59.535	10.750	0.549	1:00.983
15	9	Lasse Poulsen	DNK	DST V6	DST AM	14	16:59.881	11.096	0.346	1:01.389
16	77	Johnny Pedersen	DNK	BMW DST	DST AM	14	17:10.480	21.695	10.599	1:03.456
17	71	Carsten Lorenzen	DNK	Mercedes V6 Mitjet	DST AM	14	17:11.042	22.257	0.562	1:03.223

Not classified (75% = 10 Laps)

18	Jonas Svensson	DNK	BMW DST	DST PRO	5	5:52.386	9 Laps	9 Laps	1:01.258
32	Henrik Jansen	DNK	Mercedes DST	DST AM	4	4:30.397	10 Laps	1 Lap	1:01.075
DNS	48	Frederik Nymark	DNK	DST V6	DST PRO		DNS		
DNS	11	Martin Andersen	DNK	DST BMW M4-Edition L	DST PRO		DNS		

Announcements

#19 - pakorer #97 i Sving 2 - 2 strafbane / pushing #97 in Turn 2 - 2 penalty lane

#44 - pakorer #74 - 1 strafbane / pushing #74 - 1 penalty lane

#9 +4 pladser pa startgrid i Heat 3 - ikke opfyldt specifikation

#20 +4 pladser pa startgrid i Heat 3 - ikke opfyldt specifikation

Margin of Victory	Avg. Speed	Best Lap Tm	Best Speed	Best Lap by
0.331	107,416	1:00.505	127,923	20 - Nicolas Kiesa

Orbits

These results are provisional, until the conclusion of any judicial and technical inquiries.



Hans-Jorn Sogaard Andersen
Clerk of the Course



Attila Boros
Chief Timekeeper



CHRONOMOTO
TIMING

Padborg Park Open

Sorted on Laps

OK Mobil 1 Danish Supertourisme Turbo

Padborg Park 2,150 km

Heat 2 - Modified

2018.04.22. 15:45

Race (15:00 and 1 Laps) started at 15:55:01

Pos	No.	Name	Nat.	Car	Class	Laps	Total Tm	Diff	Gap	Best Tm
DST AM										
1	7	Casper Roes	DNK	BMW Supertourisme	DST AM	14	16:54.154			1:00.617
2	84	Louise Frost	DNK	DST Turbo	DST AM	14	16:56.231	2.077	2.077	1:01.344
3	23	Kristian Thorsen	DNK	DST V6	DST AM	14	16:58.576	4.422	2.345	1:01.659
4	55	Mathias Storbank	DNK	Mercedes DST	DST AM	14	16:58.986	4.832	0.410	1:01.649
5	9	Lasse Poulsen	DNK	DST V6	DST AM	14	16:59.881	5.727	0.895	1:01.389
6	77	Johnny Pedersen	DNK	BMW DST	DST AM	14	17:10.480	16.326	10.599	1:03.456
7	71	Carsten Lorenzen	DNK	Mercedes V6 Mitjet	DST AM	14	17:11.042	16.888	0.562	1:03.223

Not classified (75% = 10 Laps)

	32	Henrik Jansen	DNK	Mercedes DST	DST AM	4	4:30.397	10 Laps	10 Laps	1:01.075
--	----	---------------	-----	--------------	--------	---	----------	---------	---------	----------

DST PRO

1	97	Ole Petersen	DNK	Mercedes Supertourism	DST PRO	14	16:48.785			1:00.619
2	512	Kevin Verner	DNK	Mitjet BMW	DST PRO	14	16:49.116	0.331	0.331	1:00.518
3	14	Kevin Rossel	DNK	BMW DST	DST PRO	14	16:49.505	0.720	0.389	1:00.655
4	94	Anders Arnfelt Elkjaer	DNK	DST Nissan	DST PRO	14	16:50.175	1.390	0.670	1:00.802
5	44	Kenneth Jensen	DNK	Mercedes DST	DST PRO	14	16:51.940	3.155	1.765	1:00.936
6	30	Mikkel Bang Johnsen	DNK	DST	DST PRO	14	16:52.109	3.324	0.169	1:00.643
7	31	Nicki Kristensen	DNK	Audi S5	DST PRO	14	16:52.853	4.068	0.744	1:00.555
8	19	Michelle Gatting	DNK	BMW Supertourisme	DST PRO	14	16:53.354	4.569	0.501	1:00.546
9	20	Nicolas Kiesa	DNK	DST Audi RS5	DST PRO	14	16:53.713	4.928	0.359	1:00.505
10	74	Nicki Petersen	DNK	Mercedes c 63s AMG	DST PRO	14	16:59.535	10.750	5.822	1:00.983

Not classified (75% = 10 Laps)

	18	Jonas Svensson	DNK	BMW DST	DST PRO	5	5:52.386	9 Laps	9 Laps	1:01.258
--	----	----------------	-----	---------	---------	---	----------	--------	--------	----------

DNS	48	Frederik Nymark	DNK	DST V6	DST PRO			DNS		
-----	----	-----------------	-----	--------	---------	--	--	-----	--	--

DNS	11	Martin Andersen	DNK	DST BMW M4-Edition L	DST PRO			DNS		
-----	----	-----------------	-----	----------------------	---------	--	--	-----	--	--

Announcements

#19 - pakorer #97 i Sving 2 - 2 strafbane / pushing #97 in Turn 2 - 2 penalty lane

#44 - pakorer #74 - 1 strafbane / pushing #74 - 1 penalty lane

#9 +4 pladser pa startgrid i Heat 3 - ikke opfyldt specifikation

#20 +4 pladser pa startgrid i Heat 3 - ikke opfyldt specifikation

Margin of Victory	Avg. Speed	Best Lap Tm	Best Speed	Best Lap by
0.331	107,416	1:00.505	127,923	20 - Nicolas Kiesa

Orbits

These results are provisional, until the conclusion of any judicial and technical inquiries.



Hans-Jorn Sogaard Andersen
Clerk of the Course



Attila Boros
Chief Timekeeper



Padborg Park Open

OK Mobil 1 Danish Supertourisme Turbo

Padborg Park 2,150 km

Heat 2

2018.04.22. 15:45

Race (15:00 and 1 Laps) started at 15:55:01

Lap	Time of Day	Lap Tm	Diff	S1 Tm	S2 Tm	S3 Tm	Lap	Time of Day	Lap Tm	Diff	S1 Tm	S2 Tm	S3 Tm
(97) Ole Petersen							9	16:06:45.407	1:01.345	+0.409	19.924	26.360	15.061
1	15:56:18.589	1:02.449	+1.830	20.922	26.390	15.137	10	16:07:46.343	1:00.936		19.684	26.206	15.046
2	15:57:19.504	1:00.915	+0.296	19.841	26.189	14.885	11	16:08:47.428	1:01.085	+0.149	19.774	26.243	15.068
3	15:58:22.640	1:03.136	+2.517	21.157	26.660	15.319	12	16:09:50.651	1:03.223	+2.287	19.833	28.022	15.368
4	15:59:23.981	1:01.341	+0.722	20.259	26.308	14.774	13	16:10:52.204	1:01.553	+0.617	19.845	26.450	15.258
5	16:00:24.600	1:00.619		19.557	26.219	14.843	14	16:11:53.205	1:01.001	+0.065	19.938	26.202	14.861
6	16:02:02.255	1:37.655	+37.036	27.683	45.948	24.024	(30) Mikkel Bang Johnsen						
7	16:03:53.054	1:50.799	+50.180	40.970	46.157	23.672	1	15:56:22.706	1:04.943	+4.300	22.207	27.592	15.144
8	16:05:42.528	1:49.474	+48.855	48.140	45.489	15.845	2	15:57:24.085	1:01.379	+0.736	19.779	26.613	14.987
9	16:06:43.545	1:01.017	+0.398	19.772	26.395	14.850	3	15:58:25.340	1:01.255	+0.612	19.971	26.358	14.926
10	16:07:44.289	1:00.744	+0.125	19.688	26.193	14.863	4	15:59:28.398	1:03.058	+2.415	19.959	26.499	16.600
11	16:08:45.710	1:01.421	+0.802	19.655	26.627	15.139	5	16:00:31.299	1:02.901	+2.258	20.482	26.560	15.859
12	16:09:46.601	1:00.891	+0.272	19.915	26.028	14.948	6	16:02:05.607	1:34.308	+33.665	24.492	45.925	23.891
13	16:10:47.522	1:00.921	+0.302	19.585	26.240	15.096	7	16:03:56.443	1:50.836	+50.193	41.454	45.228	24.154
14	16:11:50.050	1:02.528	+1.909	20.440	27.137	14.951	8	16:05:45.206	1:48.763	+48.120	48.856	43.650	16.257
(512) Kevin Verner							9	16:06:46.528	1:01.322	+0.679	19.870	26.197	15.255
1	15:56:19.708	1:03.190	+2.672	21.497	26.775	14.918	10	16:07:48.700	1:02.172	+1.529	20.344	26.712	15.116
2	15:57:20.383	1:00.675	+0.157	19.922	26.086	14.667	11	16:08:50.769	1:02.069	+1.426	20.350	26.946	14.773
3	15:58:23.298	1:02.915	+2.397	20.581	26.489	15.845	12	16:09:51.611	1:00.842	+0.199	19.824	26.206	14.812
4	15:59:24.937	1:01.639	+1.121	20.669	26.200	14.770	13	16:10:52.731	1:01.120	+0.477	19.667	26.255	15.198
5	16:00:26.646	1:01.709	+1.191	19.682	26.128	15.899	14	16:11:53.374	1:00.643		19.861	26.142	14.640
6	16:02:03.484	1:36.838	+36.320	27.273	45.595	23.970	(31) Nicki Kristensen						
7	16:03:54.351	1:50.867	+50.349	40.932	46.205	23.730	1	15:56:24.975	1:05.092	+4.537	22.090	27.231	15.771
8	16:05:43.549	1:49.198	+48.680	48.268	45.043	15.887	2	15:57:26.170	1:01.195	+0.640	19.979	26.500	14.716
9	16:06:44.336	1:00.787	+0.269	19.817	26.182	14.788	3	15:58:26.725	1:00.555		19.540	26.239	14.776
10	16:07:45.070	1:00.734	+0.216	19.648	26.180	14.906	4	15:59:28.089	1:01.364	+0.809	19.706	26.203	15.455
11	16:08:46.194	1:01.124	+0.606	19.620	26.211	15.293	5	16:00:32.098	1:04.009	+3.454	21.108	26.554	16.347
12	16:09:47.214	1:01.020	+0.502	20.142	26.019	14.859	6	16:02:06.289	1:34.191	+33.636	24.685	45.979	23.527
13	16:10:47.732	1:00.518		19.733	25.909	14.876	7	16:03:57.213	1:50.924	+50.369	41.549	45.364	24.011
14	16:11:50.381	1:02.649	+2.131	20.420	27.088	15.141	8	16:05:45.476	1:48.263	+47.708	48.781	43.422	16.060
(14) Kevin Rossel							9	16:06:46.951	1:01.475	+0.920	19.906	26.309	15.260
1	15:56:20.461	1:04.379	+3.724	22.734	26.717	14.928	10	16:07:49.007	1:02.056	+1.501	20.456	26.443	15.157
2	15:57:21.411	1:00.950	+0.295	20.154	26.151	14.645	11	16:08:51.323	1:02.316	+1.761	20.181	27.176	14.959
3	15:58:22.871	1:01.460	+0.805	19.920	26.398	15.142	12	16:09:52.045	1:00.722	+0.167	19.692	26.123	14.907
4	15:59:24.290	1:01.419	+0.764	20.596	26.109	14.714	13	16:10:53.009	1:00.964	+0.409	19.581	26.171	15.212
5	16:00:25.358	1:01.068	+0.413	19.754	26.174	15.140	14	16:11:54.118	1:01.109	+0.554	19.914	26.157	15.038
6	16:02:02.876	1:37.518	+36.863	27.614	45.777	24.127	(19) Michelle Gatting						
7	16:03:53.669	1:50.793	+50.138	40.911	46.344	23.538	1	15:56:18.792	1:02.369	+1.823	21.010	26.347	15.012
8	16:05:42.993	1:49.324	+48.669	48.152	45.442	15.730	2	15:57:19.738	1:00.946	+0.400	19.939	26.260	14.747
9	16:06:43.938	1:00.945	+0.290	20.089	26.141	14.715	3	15:58:21.077	1:01.339	+0.793	20.243	26.309	14.787
10	16:07:44.608	1:00.670	+0.015	19.752	26.088	14.830	4	15:59:21.623	1:00.546		19.645	26.142	14.759
11	16:08:46.497	1:01.889	+1.234	19.709	26.554	15.626	5	16:00:22.378	1:00.755	+0.209	19.664	26.209	14.882
12	16:09:47.580	1:01.083	+0.428	20.282	25.970	14.831	6	16:02:01.369	1:38.991	+38.445	29.077	45.929	23.985
13	16:10:48.235	1:00.655		19.869	26.016	14.770	7	16:03:52.283	1:50.914	+50.368	41.204	45.767	23.943
14	16:11:50.770	1:02.535	+1.880	20.179	27.134	15.222	8	16:05:41.577	1:49.294	+48.748	48.178	45.380	15.736
(94) Anders Armfelt Elkjaer							9	16:06:46.323	1:04.746	+4.200	20.008	29.154	15.584
1	15:56:21.511	1:03.944	+3.142	22.134	26.853	14.944	10	16:07:49.283	1:02.960	+2.414	20.355	26.719	15.886
2	15:57:22.884	1:01.373	+0.571	20.040	26.437	14.877	11	16:08:51.792	1:02.509	+1.963	20.360	27.153	14.996
3	15:58:24.298	1:01.414	+0.612	19.961	26.386	15.053	12	16:09:52.496	1:00.704	+0.158	19.774	26.174	14.756
4	15:59:27.579	1:03.281	+2.479	20.536	26.738	15.996	13	16:10:53.257	1:00.761	+0.215	19.583	26.147	15.031
5	16:00:30.430	1:02.851	+2.049	20.971	26.533	15.334	14	16:11:54.619	1:01.362	+0.816	20.007	26.271	15.084
6	16:02:04.898	1:34.468	+33.666	24.580	45.975	23.889	(20) Nicolas Kiesa						
7	16:03:55.689	1:50.791	+49.989	41.000	45.698	24.066	1	15:56:25.225	1:05.201	+4.696	22.493	27.265	15.443
8	16:05:44.477	1:48.788	+47.986	48.033	44.927	15.811	2	15:57:27.140	1:01.915	+1.410	20.422	26.458	15.035
9	16:06:46.017	1:01.540	+0.738	19.870	26.471	15.177	3	15:58:28.065	1:00.925	+0.420	19.739	26.213	14.973
10	16:07:46.987	1:00.970	+0.168	19.806	26.293	14.851	4	15:59:29.105	1:01.040	+0.535	19.679	26.505	14.856
11	16:08:47.988	1:01.001	+0.199	19.754	26.386	14.846	5	16:00:32.482	1:03.377	+2.872	20.299	26.699	16.379
12	16:09:49.213	1:01.225	+0.423	19.939	26.489	14.783	6	16:02:06.734	1:34.252	+33.747	25.107	45.841	23.304
13	16:10:50.015	1:00.802		19.723	26.325	14.738	7	16:03:57.804	1:51.070	+50.565	42.186	44.851	24.033
14	16:11:51.440	1:01.425	+0.623	19.965	26.328	15.116	8	16:05:45.765	1:47.961	+47.456	49.570	42.633	15.758
(44) Kenneth Jensen							9	16:06:47.185	1:01.420	+0.915	20.100	26.339	14.981
1	15:56:20.902	1:03.919	+2.983	22.028	26.771	15.120	10	16:07:49.436	1:02.251	+1.746	20.472	26.490	15.289
2	15:57:22.224	1:01.322	+0.386	20.049	26.477	14.796	11	16:08:52.171	1:02.735	+2.230	20.372	27.323	15.040
3	15:58:23.915	1:01.691	+0.755	19.927	26.526	15.238	12	16:09:53.096	1:00.925	+0.420	19.998	26.160	14.767
4	15:59:27.458	1:03.543	+2.607	20.594	26.473	16.476	13	16:10:53.601	1:00.505		19.677	25.967	14.861
5	16:00:30.181	1:02.723	+1.787	20.847	26.522	15.354	14	16:11:54.978	1:01.377	+0.872	19.951	26.216	15.210
6	16:02:04.282	1:34.101	+33.165	24.298	45.756	24.047	(7) Casper Roes						
7	16:03:55.070	1:50.788	+49.852	41.059	45.740	23.989	1	15:56:25.935	1:05.671	+5.054	22.759	27.857	15.055
8	16:05:44.062	1:48.992	+48.056	47.886	45.062	16.044	2	15:57:28.227	1:02.292	+1.675	2		

Padborg Park Open

OK Mobil 1 Danish Supertourisme Turbo

Padborg Park 2,150 km

Heat 2

2018.04.22. 15:45

Race (15:00 and 1 Laps) started at 15:55:01

Lap	Time of Day	Lap Tm	Diff	S1 Tm	S2 Tm	S3 Tm	Lap	Time of Day	Lap Tm	Diff	S1 Tm	S2 Tm	S3 Tm
3	15:58:30.225	1:01.998	+1.381	19.986	27.041	14.971	13	16:10:58.223	1:01.203	+0.220	19.732	26.277	15.194
4	15:59:31.541	1:01.316	+0.699	19.734	26.620	14.962	14	16:12:00.800	1:02.577	+1.594	19.974	27.275	15.328
5	16:00:33.828	1:02.287	+1.670	21.014	26.464	14.809	(9) Lasse Poulsen						
6	16:02:08.260	1:34.432	+33.815	25.337	45.696	23.399	1	15:56:26.358	1:07.475	+6.086	23.476	28.293	15.706
7	16:03:59.418	1:51.158	+50.541	42.235	45.230	23.693	2	15:57:29.021	1:02.663	+1.274	20.527	26.977	15.159
8	16:05:46.740	1:47.322	+46.705	49.390	42.216	15.716	3	15:58:31.634	1:02.613	+1.224	19.988	27.298	15.327
9	16:06:48.761	1:02.021	+1.404	20.574	26.660	14.787	4	15:59:33.762	1:02.128	+0.739	20.149	26.818	15.161
10	16:07:49.855	1:01.094	+0.477	19.867	26.316	14.911	5	16:00:37.546	1:03.784	+2.395	20.033	26.609	17.142
11	16:08:52.554	1:02.699	+2.082	20.402	27.151	15.146	6	16:02:10.218	1:32.672	+31.283	24.240	45.450	22.982
12	16:09:53.720	1:01.166	+0.549	20.039	26.322	14.805	7	16:04:01.393	1:51.175	+49.786	42.809	45.310	23.056
13	16:10:54.337	1:00.617		19.645	26.197	14.775	8	16:05:49.071	1:47.678	+46.289	49.941	41.855	15.882
14	16:11:55.419	1:01.082	+0.465	19.724	26.529	14.829	9	16:06:50.828	1:01.757	+0.368	20.185	26.606	14.966
(84) Louise Frost							10	16:07:52.509	1:01.681	+0.292	19.997	26.645	15.039
1	15:56:23.514	1:05.061	+3.717	22.492	27.505	15.064	11	16:08:54.761	1:02.252	+0.863	20.311	26.749	15.192
2	15:57:25.319	1:01.805	+0.461	20.346	26.512	14.947	12	16:09:57.358	1:02.597	+1.208	19.946	27.215	15.436
3	15:58:27.374	1:02.055	+0.711	20.245	26.975	14.835	13	16:10:58.747	1:01.389		20.151	26.460	14.778
4	15:59:30.443	1:03.069	+1.725	20.100	27.533	15.436	14	16:12:01.146	1:02.399	+1.010	20.033	27.203	15.163
5	16:00:32.798	1:02.355	+1.011	20.117	26.443	15.795	(77) Johnny Pedersen						
6	16:02:07.425	1:34.627	+33.283	25.499	45.503	23.625	1	15:56:28.120	1:08.618	+5.162	24.215	28.941	15.462
7	16:03:58.537	1:51.112	+49.768	42.008	45.002	24.102	2	15:57:32.305	1:04.185	+0.729	20.945	27.740	15.500
8	16:05:46.429	1:47.892	+46.548	49.180	42.942	15.770	3	15:58:36.571	1:04.266	+0.810	21.005	27.672	15.589
9	16:06:49.240	1:02.811	+1.467	20.687	27.171	14.953	4	15:59:41.363	1:04.792	+1.336	21.016	27.641	16.135
10	16:07:50.629	1:01.389	+0.045	20.186	26.241	14.962	5	16:00:47.165	1:05.802	+2.346	21.137	27.803	16.862
11	16:08:53.214	1:02.585	+1.241	20.199	27.074	15.312	6	16:02:11.262	1:24.097	+20.641	23.008	38.894	22.195
12	16:09:54.731	1:01.517	+0.173	20.197	26.424	14.896	7	16:04:02.494	1:51.232	+47.776	43.155	44.646	23.431
13	16:10:56.152	1:01.421	+0.077	19.945	26.524	14.952	8	16:05:49.646	1:47.152	+43.696	49.554	41.365	16.233
14	16:11:57.496	1:01.344		19.902	26.443	14.999	9	16:06:53.928	1:04.282	+0.826	21.160	27.588	15.534
(23) Kristian Thorsen							10	16:07:57.558	1:03.630	+0.174	20.853	27.505	15.272
1	15:56:24.608	1:06.031	+4.372	22.575	27.729	15.727	11	16:09:01.050	1:03.492	+0.036	20.694	27.377	15.421
2	15:57:27.458	1:02.850	+1.191	20.206	27.173	15.471	12	16:10:04.664	1:03.614	+0.158	20.907	27.536	15.171
3	15:58:30.495	1:03.037	+1.378	20.484	27.044	15.509	13	16:11:08.289	1:03.625	+0.169	20.912	27.527	15.186
4	15:59:32.514	1:02.019	+0.360	20.259	26.646	15.114	14	16:12:11.745	1:03.456		20.828	27.375	15.253
5	16:00:35.897	1:03.383	+1.724	20.439	26.911	16.033	(71) Carsten Lorenzen						
6	16:02:08.817	1:32.920	+31.261	24.308	45.451	23.161	1	15:56:28.883	1:08.952	+5.729	24.075	29.188	15.689
7	16:04:00.096	1:51.279	+49.620	43.132	44.819	23.328	2	15:57:33.213	1:04.330	+1.107	21.210	27.585	15.535
8	16:05:47.735	1:47.639	+45.980	49.369	42.505	15.765	3	15:58:37.685	1:04.472	+1.249	21.163	27.477	15.832
9	16:06:49.961	1:02.226	+0.567	20.300	26.940	14.986	4	15:59:42.145	1:04.460	+1.237	20.866	27.504	16.090
10	16:07:51.742	1:01.781	+0.122	20.148	26.542	15.091	5	16:00:47.526	1:05.381	+2.158	20.934	27.565	16.882
11	16:08:54.011	1:02.269	+0.610	20.343	26.702	15.224	6	16:02:11.784	1:24.258	+21.035	23.202	38.974	22.082
12	16:09:55.670	1:01.659		20.218	26.456	14.985	7	16:04:03.472	1:51.688	+48.465	43.294	45.282	23.112
13	16:10:57.533	1:01.863	+0.204	20.075	26.526	15.262	8	16:05:50.202	1:46.730	+43.507	49.376	41.102	16.252
14	16:11:59.841	1:02.308	+0.649	20.317	27.017	14.974	9	16:06:54.830	1:04.628	+1.405	22.013	27.513	15.102
(55) Mathias Storbank							10	16:07:58.292	1:03.462	+0.239	20.934	27.194	15.334
1	15:56:25.551	1:06.363	+4.714	22.262	28.206	15.895	11	16:09:01.792	1:03.500	+0.277	20.900	27.346	15.254
2	15:57:27.914	1:02.363	+0.714	20.437	26.537	15.389	12	16:10:05.301	1:03.509	+0.286	20.756	27.427	15.326
3	15:58:31.224	1:03.310	+1.661	20.119	27.834	15.357	13	16:11:09.084	1:03.783	+0.560	21.105	27.360	15.318
4	15:59:33.275	1:02.051	+0.402	20.069	26.606	15.376	14	16:12:12.307	1:03.223		20.897	27.140	15.186
5	16:00:36.537	1:03.262	+1.613	19.861	26.798	16.603	(18) Jonas Svensson						
6	16:02:09.561	1:33.024	+31.375	24.478	45.459	23.087	1	15:56:22.172	1:05.188	+3.930	22.791	27.350	15.047
7	16:04:00.679	1:51.118	+49.469	43.072	44.971	23.075	2	15:57:23.747	1:01.575	+0.317	20.176	26.580	14.819
8	16:05:48.158	1:47.479	+45.830	49.554	42.190	15.735	3	15:58:25.005	1:01.258		19.856	26.472	14.930
9	16:06:50.236	1:02.078	+0.429	20.028	26.903	15.147	4	15:59:39.672	1:14.667	+13.409	20.150	38.096	16.421
10	16:07:52.103	1:01.867	+0.218	20.069	26.519	15.279	p5	16:00:53.651	1:13.979	+12.721	20.438	27.275	
11	16:08:54.331	1:02.228	+0.579	20.363	26.629	15.236	(32) Henrik Jansen						
12	16:09:56.141	1:01.810	+0.161	20.079	26.786	14.945	1	15:56:23.100	1:05.017	+3.942	22.109	27.755	15.153
13	16:10:57.790	1:01.649		19.832	26.517	15.300	2	15:57:24.584	1:01.484	+0.409	19.961	26.536	14.987
14	16:12:00.251	1:02.461	+0.812	20.216	27.124	15.121	3	15:58:25.659	1:01.075		19.971	26.250	14.854
(74) Nicki Petersen							4	15:59:31.662	1:06.003	+4.928	19.990	29.212	16.801
1	15:56:19.982	1:03.839	+2.856	21.682	26.822	15.335							
2	15:57:21.821	1:01.839	+0.856	20.142	26.375	15.322							
3	15:58:23.390	1:01.569	+0.586	19.981	26.477	15.111							
4	15:59:45.877	1:22.487	+21.504	20.784	26.556	35.147							
5	16:00:50.369	1:04.492	+3.509	20.187	27.394	16.911							
6	16:02:12.466	1:22.097	+21.114	21.723	38.458	21.916							
7	16:04:04.457	1:51.991	+51.008	43.733	44.825	23.433							
8	16:05:50.464	1:46.007	+45.024	49.154	40.710	16.143							
9	16:06:53.382	1:02.918	+1.935	20.757	27.251	14.910							
10	16:07:54.461	1:01.079	+0.096	19.813	26.330	14.936							
11	16:08:55.444	1:00.983		19.742	26.287	14.954							
12	16:09:57.020	1:01.576	+0.593	19.701	1.742	15.053							

These results are provisional, until the conclusion of any judicial and technical inquiries.

Hans-Jorn Sogaard Andersen
Clerk of the Course

Attila Boros
Chief Timekeeper

CHRONOMOTO
TIMING

Padborg Park Open

OK Mobil 1 Danish Supertourisme Turbo

Padborg Park 2,150 km

Heat 3 - Modified

2018.04.22. 16:35

Race (15:00 and 1 Laps)

POLE POSITION

1	1 512 Kevin Verner	2 14 Kevin Rossel
2	3 30 Mikkel Bang Johnsen	4 19 Michelle Gating
3	5 97 Ole Petersen	6 48 Frederik Nymark
4	7 18 Jonas Svensson	8 44 Kenneth Jensen
5	9 94 Anders Arnfelt Elkjaer	10 31 Nicki Kristensen
6	11 7 Casper Roes	12 74 Nicki Petersen
7	13 11 Martin Andersen	14 20 Nicolas Kiesa
8	15 23 Kristian Thorsen	16 32 Henrik Jansen
9	17 84 Louise Frost	18 55 Mathias Storbank
10	19 77 Johnny Pedersen	20 71 Carsten Lorenzen
11	21 9 Lasse Poulsen	

#9, #20 - Rykker 4 Pladser pa startgrid

Padborg Park Open

Sorted on Laps

OK Mobil 1 Danish Supertourisme Turbo

Padborg Park 2,150 km

Heat 3

2018.04.22. 16:35

Race (11:28 and 1 Laps) started at 16:49:33

Pos	No.	Name	Nat.	Car	Class	Laps	Total Tm	Diff	Gap	Best Tm
1	14	Kevin Rossel	DNK	BMW DST	DST PRO	13	13:26.471			1:00.024
2	512	Kevin Verner	DNK	Mitjet BMW	DST PRO	13	13:27.358	0.887	0.887	1:00.219
3	97	Ole Petersen	DNK	Mercedes Supertourisme	DST PRO	13	13:29.089	2.618	1.731	1:00.035
4	48	Frederik Nymark	DNK	DST V6	DST PRO	13	13:30.972	4.501	1.883	1:00.372
5	19	Michelle Gatting	DNK	BMW Supertourisme	DST PRO	13	13:31.609	5.138	0.637	1:00.462
6	30	Mikkel Bang Johnsen	DNK	DST	DST PRO	13	13:34.901	8.430	3.292	1:00.466
7	44	Kenneth Jensen	DNK	Mercedes DST	DST PRO	13	13:36.664	10.193	1.763	1:00.950
8	31	Nicki Kristensen	DNK	Audi S5	DST PRO	13	13:38.088	11.617	1.424	1:00.708
9	7	Casper Roes	DNK	BMW Supertourisme	DST AM	13	13:40.374	13.903	2.286	1:00.953
10	74	Nicki Petersen	DNK	Mercedes c 63s AMG	DST PRO	13	13:40.788	14.317	0.414	1:00.859
11	32	Henrik Jansen	DNK	Mercedes DST	DST AM	13	13:46.046	19.575	5.258	1:00.890
12	94	Anders Arnfelt Elkjaer	DNK	DST Nissan	DST PRO	13	13:47.078	20.607	1.032	1:00.782
13	9	Lasse Poulsen	DNK	DST V6	DST AM	13	13:48.460	21.989	1.382	1:01.231
14	23	Kristian Thorsen	DNK	DST V6	DST AM	13	13:52.803	26.332	4.343	1:01.391
15	84	Louise Frost	DNK	DST Turbo	DST AM	13	13:59.224	32.753	6.421	1:01.623
16	18	Jonas Svensson	DNK	BMW DST	DST PRO	13	14:00.658	34.187	1.434	1:00.707
17	77	Johnny Pedersen	DNK	BMW DST	DST AM	13	14:14.934	48.463	14.276	1:03.212
18	71	Carsten Lorenzen	DNK	Mercedes V6 Mitjet	DST AM	13	14:17.165	50.694	2.231	1:03.309
19	20	Nicolas Kiesa	DNK	DST Audi RS5	DST PRO	12	12:52.277	1 Lap	1 Lap	1:00.481

Not classified (75% = 9 Laps)

55	Mathias Storbak	DNK	Mercedes DST	DST AM	19.474	13 Laps	12 Laps
DNS	11	Martin Andersen	DNK	DST BMW M4-Edition DST	DST PRO		DNS

Announcements

#94 - pakorer #18 - 1 strafbane / pushing #18 - 1 penalty lane

Margin of Victory	Avg. Speed	Best Lap Tm	Best Speed	Best Lap by
0.887	124,766	1:00.024	128,948	14 - Kevin Rossel

Orbits

These results are provisional, until the conclusion of any judicial and technical inquiries.

Hans-Jorn Sogaard Andersen
Clerk of the Course

Attila Boros
Chief Timekeeper

Padborg Park Open

Sorted on Laps

OK Mobil 1 Danish Supertourisme Turbo

Padborg Park 2,150 km

Heat 3

2018.04.22. 16:35

Race (11:28 and 1 Laps) started at 16:49:33

Pos	No.	Name	Nat.	Car	Class	Laps	Total Tm	Diff	Gap	Best Tm
DST AM										
1	7	Casper Roes	DNK	BMW Supertourisme	DST AM	13	13:40.374			1:00.953
2	32	Henrik Jansen	DNK	Mercedes DST	DST AM	13	13:46.046	5.672	5.672	1:00.890
3	9	Lasse Poulsen	DNK	DST V6	DST AM	13	13:48.460	8.086	2.414	1:01.231
4	23	Kristian Thorsen	DNK	DST V6	DST AM	13	13:52.803	12.429	4.343	1:01.391
5	84	Louise Frost	DNK	DST Turbo	DST AM	13	13:59.224	18.850	6.421	1:01.623
6	77	Johnny Pedersen	DNK	BMW DST	DST AM	13	14:14.934	34.560	15.710	1:03.212
7	71	Carsten Lorenzen	DNK	Mercedes V6 Mitjet	DST AM	13	14:17.165	36.791	2.231	1:03.309

Not classified (75% = 9 Laps)

55	Mathias Storbank	DNK	Mercedes DST	DST AM		19.474	13 Laps	13 Laps	
----	------------------	-----	--------------	--------	--	--------	---------	---------	--

DST PRO

1	14	Kevin Rossel	DNK	BMW DST	DST PRO	13	13:26.471			1:00.024
2	512	Kevin Verner	DNK	Mitjet BMW	DST PRO	13	13:27.358	0.887	0.887	1:00.219
3	97	Ole Petersen	DNK	Mercedes Supertourisme	DST PRO	13	13:29.089	2.618	1.731	1:00.035
4	48	Frederik Nymark	DNK	DST V6	DST PRO	13	13:30.972	4.501	1.883	1:00.372
5	19	Michelle Gatting	DNK	BMW Supertourisme	DST PRO	13	13:31.609	5.138	0.637	1:00.462
6	30	Mikkel Bang Johnsen	DNK	DST	DST PRO	13	13:34.901	8.430	3.292	1:00.466
7	44	Kenneth Jensen	DNK	Mercedes DST	DST PRO	13	13:36.664	10.193	1.763	1:00.950
8	31	Nicki Kristensen	DNK	Audi S5	DST PRO	13	13:38.088	11.617	1.424	1:00.708
9	74	Nicki Petersen	DNK	Mercedes c 63s AMG	DST PRO	13	13:40.788	14.317	2.700	1:00.859
10	94	Anders Arnfelt Elkjaer	DNK	DST Nissan	DST PRO	13	13:47.078	20.607	6.290	1:00.782
11	18	Jonas Svensson	DNK	BMW DST	DST PRO	13	14:00.658	34.187	13.580	1:00.707
12	20	Nicolas Kiesa	DNK	DST Audi RS5	DST PRO	12	12:52.277	1 Lap	1 Lap	1:00.481

Not classified (75% = 9 Laps)

DNS	11	Martin Andersen	DNK	DST BMW M4-Edition DST	DST PRO			DNS	
-----	----	-----------------	-----	------------------------	---------	--	--	-----	--

Announcements

#94 - pakorer #18 - 1 strafbane / pushing #18 - 1 penalty lane

Margin of Victory	Avg. Speed	Best Lap Tm	Best Speed	Best Lap by
0.887	124,766	1:00.024	128,948	14 - Kevin Rossel

Orbits

These results are provisional, until the conclusion of any judicial and technical inquiries.



Hans-Jorn Sogaard Andersen
Clerk of the Course



Attila Boros
Chief Timekeeper



Padborg Park Open

OK Mobil 1 Danish Supertourisme Turbo

Padborg Park 2,150 km

Heat 3

2018.04.22. 16:35

Race (11:28 and 1 Laps) started at 16:49:33

Lap	Time of Day	Lap Tm	Diff	S1 Tm	S2 Tm	S3 Tm	Lap	Time of Day	Lap Tm	Diff	S1 Tm	S2 Tm	S3 Tm
(14) Kevin Rossel							(30) Mikkel Bang Johnsen						
1	16:50:52.470	1:02.072	+2.048	20.339	26.884	14.849	1	16:50:52.964	1:02.177	+1.711	20.254	26.885	15.038
2	16:51:53.196	1:00.726	+0.702	19.974	26.106	14.646	2	16:51:53.553	1:00.589	+0.123	19.707	26.126	14.756
3	16:52:53.667	1:00.471	+0.447	19.809	26.002	14.660	3	16:52:54.150	1:00.597	+0.131	19.810	26.031	14.756
4	16:53:54.112	1:00.445	+0.421	19.800	26.021	14.624	4	16:53:54.782	1:00.632	+0.166	19.761	26.031	14.840
5	16:54:54.229	1:00.117	+0.093	19.602	25.935	14.580	5	16:54:55.248	1:00.466		19.630	26.075	14.761
6	16:55:54.253	1:00.024		19.616	25.875	14.533	6	16:55:56.291	1:01.043	+0.577	19.582	26.476	14.985
7	16:56:54.353	1:00.100	+0.076	19.682	25.837	14.581	7	16:56:57.911	1:01.620	+1.154	19.791	26.779	15.050
8	16:57:55.030	1:00.677	+0.653	19.885	26.063	14.729	8	16:58:01.799	1:03.888	+3.422	20.214	28.481	15.193
9	16:58:55.411	1:00.381	+0.357	19.874	25.865	14.642	9	16:59:03.098	1:01.299	+0.833	20.069	26.348	14.882
10	16:59:55.731	1:00.320	+0.296	19.763	25.874	14.683	10	17:00:04.236	1:01.138	+0.672	19.959	26.267	14.912
11	17:00:57.558	1:01.827	+1.803	19.996	26.746	15.085	11	17:01:05.872	1:01.636	+1.170	20.222	26.377	15.037
12	17:01:59.045	1:01.487	+1.463	20.248	26.377	14.862	12	17:02:07.538	1:01.666	+1.200	20.298	26.344	15.024
13	17:03:00.393	1:01.348	+1.324	20.112	26.223	15.013	13	17:03:08.823	1:01.285	+0.819	20.056	26.245	14.984
(512) Kevin Verner							(44) Kenneth Jensen						
1	16:50:51.247	1:01.529	+1.310	20.080	26.534	14.915	1	16:50:54.681	1:03.101	+2.151	21.103	26.752	15.246
2	16:51:52.084	1:00.837	+0.618	19.860	26.182	14.795	2	16:51:56.013	1:01.332	+0.382	19.905	26.419	15.008
3	16:52:52.390	1:00.306	+0.087	19.678	25.901	14.727	3	16:52:56.970	1:00.957	+0.007	19.774	26.181	15.002
4	16:53:52.902	1:00.512	+0.293	19.608	26.017	14.887	4	16:53:57.920	1:00.950		19.784	26.266	14.900
5	16:54:53.264	1:00.362	+0.143	19.656	25.974	14.732	5	16:54:59.670	1:01.750	+0.800	19.876	26.886	14.988
6	16:55:53.483	1:00.219		19.594	25.911	14.714	6	16:56:01.404	1:01.734	+0.784	20.127	26.498	15.109
7	16:56:53.760	1:00.277	+0.058	19.569	25.994	14.714	7	16:57:02.377	1:00.973	+0.023	19.805	26.105	15.063
8	16:57:54.255	1:00.495	+0.276	19.776	25.983	14.736	8	16:58:03.971	1:01.594	+0.644	20.174	26.496	14.924
9	16:58:54.845	1:00.590	+0.371	19.782	26.038	14.770	9	16:59:05.524	1:01.553	+0.603	20.363	26.116	15.074
10	16:59:55.316	1:00.471	+0.252	19.717	25.990	14.764	10	17:00:06.683	1:01.159	+0.209	19.875	26.450	14.834
11	17:00:58.768	1:03.452	+3.233	19.830	28.447	15.175	11	17:01:07.890	1:01.207	+0.257	19.854	26.338	15.015
12	17:02:00.163	1:01.395	+1.176	20.084	26.433	14.878	12	17:02:09.341	1:01.451	+0.501	20.162	26.266	15.023
13	17:03:01.280	1:01.117	+0.898	19.954	26.330	14.833	13	17:03:10.586	1:01.245	+0.295	19.931	26.336	14.978
(97) Ole Petersen							(31) Nicki Kristensen						
1	16:50:53.900	1:02.671	+2.636	20.665	26.770	15.236	1	16:50:56.448	1:04.181	+3.473	21.401	26.974	15.806
2	16:51:55.044	1:01.144	+1.109	19.962	26.255	14.927	2	16:51:58.107	1:01.659	+0.951	19.969	26.186	15.504
3	16:52:55.644	1:00.600	+0.565	19.626	26.145	14.829	3	16:52:58.830	1:00.723	+0.015	19.618	26.174	14.931
4	16:53:56.184	1:00.540	+0.505	19.767	26.019	14.754	4	16:53:59.538	1:00.708		19.621	26.236	14.851
5	16:54:56.219	1:00.035		19.484	25.908	14.643	5	16:55:00.378	1:00.840	+0.132	19.596	26.383	14.861
6	16:55:56.974	1:00.755	+0.720	19.455	26.095	15.205	6	16:56:02.070	1:01.692	+0.984	20.035	26.500	15.157
7	16:56:58.436	1:01.462	+1.427	19.520	26.820	15.122	7	16:57:02.980	1:00.910	+0.202	19.697	26.146	15.067
8	16:57:59.512	1:01.076	+1.041	19.948	26.392	14.736	8	16:58:04.618	1:01.638	+0.930	19.740	26.582	15.316
9	16:58:59.809	1:00.297	+0.262	19.506	26.012	14.779	9	16:59:06.788	1:02.170	+1.462	20.503	26.635	15.032
10	17:00:00.445	1:00.636	+0.601	19.705	26.081	14.850	10	17:00:09.324	1:02.536	+1.828	21.151	26.560	14.825
11	17:01:01.319	1:00.874	+0.839	19.693	26.251	14.930	11	17:01:10.197	1:00.873	+0.165	19.937	26.149	14.787
12	17:02:02.215	1:00.896	+0.861	19.859	26.262	14.775	12	17:02:11.170	1:00.973	+0.265	19.971	26.111	14.891
13	17:03:03.011	1:00.796	+0.761	19.773	26.222	14.801	13	17:03:12.010	1:00.840	+0.132	20.012	26.122	14.706
(48) Frederik Nymark							(7) Casper Roes						
1	16:50:54.306	1:02.972	+2.600	20.999	26.893	15.080	1	16:50:55.077	1:03.167	+2.214	21.182	26.905	15.080
2	16:51:55.362	1:01.056	+0.684	19.855	26.238	14.963	2	16:51:56.440	1:01.363	+0.410	19.951	26.505	14.907
3	16:52:55.847	1:00.485	+0.113	19.618	26.092	14.775	3	16:52:57.395	1:00.955	+0.002	19.640	26.404	14.911
4	16:53:56.722	1:00.875	+0.503	19.934	26.118	14.823	4	16:53:58.348	1:00.953		19.636	26.358	14.959
5	16:54:57.335	1:00.613	+0.241	19.830	26.042	14.741	5	16:54:59.365	1:01.017	+0.064	19.634	26.450	14.933
6	16:55:57.919	1:00.584	+0.212	19.591	26.189	14.804	6	16:56:01.005	1:01.640	+0.687	20.241	26.387	15.012
7	16:56:58.772	1:00.853	+0.481	19.700	26.170	14.983	7	16:57:02.081	1:01.076	+0.123	19.831	26.242	15.003
8	16:58:00.250	1:01.478	+1.106	20.083	26.591	14.804	8	16:58:04.198	1:02.117	+1.164	20.216	26.609	15.292
9	16:59:00.622	1:00.372		19.653	25.925	14.794	9	16:59:06.524	1:02.326	+1.373	20.612	26.730	14.984
10	17:00:01.327	1:00.705	+0.333	19.703	26.094	14.908	10	17:00:10.450	1:03.926	+2.973	21.898	26.968	15.060
11	17:01:02.451	1:01.124	+0.752	19.814	26.389	14.921	11	17:01:11.876	1:01.426	+0.473	20.017	26.504	14.905
12	17:02:03.678	1:01.227	+0.855	19.969	26.259	14.999	12	17:02:13.033	1:01.157	+0.204	19.939	26.178	15.040
13	17:03:04.894	1:01.216	+0.844	19.989	26.301	14.926	13	17:03:14.296	1:01.263	+0.310	19.963	26.390	14.910
(19) Michelle Gattling							(74) Nicki Petersen						
1	16:50:53.282	1:02.285	+1.823	20.412	26.741	15.132	1	16:50:56.822	1:04.269	+3.410	21.421	27.450	15.398
2	16:51:54.154	1:00.872	+0.410	19.939	26.279	14.654	2	16:51:59.341	1:02.519	+1.660	20.189	26.480	15.850
3	16:52:54.621	1:00.467	+0.005	19.744	26.024	14.699	3	16:53:00.533	1:01.192	+0.333	19.972	26.357	14.863
4	16:53:55.083	1:00.462		19.647	26.090	14.725	4	16:54:01.457	1:00.924	+0.065	19.665	26.260	14.999
5	16:54:55.572	1:00.489	+0.027	19.645	26.179	14.665	5	16:55:02.316	1:00.859		19.615	26.300	14.944
6	16:55:56.567	1:00.995	+0.533	19.497	26.525	14.973	6	16:56:03.440	1:01.124	+0.265	19.818	26.485	14.821
7	16:56:58.073	1:01.506	+1.044	19.678	26.750	15.078	7	16:57:04.559	1:01.119	+0.260	19.734	26.519	14.866
8	16:58:01.443	1:03.370	+2.908	20.192	28.119	15.059	8	16:58:06.131	1:01.572	+0.713	19.952	26.761	14.859
9	16:59:02.220	1:00.777	+0.315	19.871	26.170	14.736	9	16:59:07.832	1:01.701	+0.842	19.902	26.641	15.158
10	17:00:02.912	1:00.692	+0.230	19.848	26.106	14.738	10	17:00:10.864	1:03.032	+2.173	20.699	27.018	15.315
11	17:01:03.924	1:01.012	+0.550	19.902	26.299	14.811	11	17:01:12.160	1:01.296	+0.437	19.933	26.403	14.960
12	17:02:04.706	1:00.782	+0.320	19.870	26.189	14.723							

Padborg Park Open

OK Mobil 1 Danish Supertourisme Turbo

Padborg Park 2,150 km

Heat 3

2018.04.22. 16:35

Race (11:28 and 1 Laps) started at 16:49:33

Lap	Time of Day	Lap Tm	Diff	S1 Tm	S2 Tm	S3 Tm	Lap	Time of Day	Lap Tm	Diff	S1 Tm	S2 Tm	S3 Tm
12	17:02:13.460	1:01.300	+0.441	19.964	26.352	14.984	11	17:01:29.452	1:02.087	+0.464	20.199	26.754	15.134
13	17:03:14.710	1:01.250	+0.391	19.919	26.359	14.972	12	17:02:31.075	1:01.623		20.099	26.543	14.981
							13	17:03:33.146	1:02.071	+0.448	20.052	26.845	15.174
(32) Henrik Jansen							(18) Jonas Svensson						
1	16:50:57.296	1:03.266	+2.376	20.719	27.338	15.209	1	16:50:55.516	1:03.736	+3.029	21.573	27.017	15.146
2	16:51:59.596	1:02.300	+1.410	20.731	26.383	15.186	2	16:51:56.984	1:01.468	+0.761	19.963	26.533	14.972
3	16:53:01.061	1:01.465	+0.575	20.031	26.508	14.926	3	16:52:58.074	1:01.090	+0.383	19.796	26.382	14.912
4	16:54:02.257	1:01.196	+0.306	19.715	26.494	14.987	4	16:53:58.781	1:00.707		19.586	26.289	14.832
5	16:55:03.147	1:00.890		19.780	26.298	14.812	5	16:55:00.157	1:01.376	+0.669	19.611	26.756	15.009
6	16:56:04.233	1:01.086	+0.196	19.937	26.371	14.778	6	16:56:01.701	1:01.544	+0.837	20.018	26.508	15.018
7	16:57:05.410	1:01.177	+0.287	19.901	26.423	14.853	7	16:57:03.536	1:01.835	+1.128	19.807	26.880	15.148
8	16:58:06.639	1:01.229	+0.339	19.857	26.525	14.847	8	16:58:05.106	1:01.570	+0.863	20.134	26.550	14.886
9	16:59:12.283	1:05.644	+4.754	19.847	30.640	15.157	9	16:59:07.191	1:02.085	+1.378	20.233	26.776	15.076
10	17:00:13.902	1:01.619	+0.729	20.074	26.655	14.890	10	17:00:28.719	1:21.528	+20.821	38.532	27.553	15.443
11	17:01:16.255	1:02.353	+1.463	20.128	26.646	15.579	11	17:01:31.748	1:03.029	+2.322	20.778	27.117	15.134
12	17:02:18.040	1:01.785	+0.895	20.337	26.470	14.978	12	17:02:33.642	1:01.894	+1.187	20.182	26.690	15.022
13	17:03:19.968	1:01.928	+1.038	20.131	26.599	15.198	13	17:03:34.580	1:00.938	+0.231	19.778	26.332	14.828
(94) Anders Arnfelt Elkjaer							(77) Johnny Pedersen						
1	16:50:56.030	1:03.852	+3.070	21.596	27.096	15.144	1	16:50:58.726	1:04.113	+0.901	21.061	27.673	15.379
2	16:51:57.369	1:01.339	+0.557	19.945	26.202	15.178	2	16:52:02.437	1:03.711	+0.499	20.763	27.184	15.764
3	16:52:58.344	1:00.975	+0.193	19.870	26.213	14.873	3	16:53:06.635	1:04.198	+0.986	21.416	27.629	15.153
4	16:53:59.126	1:00.782		19.800	26.164	14.803	4	16:54:10.288	1:03.653	+0.441	20.443	27.910	15.300
5	16:55:00.528	1:01.402	+0.620	19.605	26.524	15.255	5	16:55:14.660	1:04.372	+1.160	20.791	28.181	15.400
6	16:56:02.572	1:02.044	+1.262	20.728	26.550	14.752	6	16:56:17.872	1:03.212		21.130	27.132	14.950
7	16:57:03.515	1:00.943	+0.161	19.684	26.413	14.826	7	16:57:22.208	1:04.336	+1.124	20.806	28.057	15.473
8	16:58:07.479	1:03.964	+3.182	20.247	28.566	15.137	8	16:58:25.532	1:03.324	+0.112	20.833	27.221	15.270
9	16:59:10.998	1:03.519	+2.737	20.049	28.298	15.159	9	16:59:29.914	1:04.382	+1.170	21.152	27.600	15.630
10	17:00:14.342	1:03.344	+2.562	20.330	28.041	14.964	10	17:00:35.162	1:05.248	+2.036	21.702	27.872	15.674
11	17:01:16.685	1:02.343	+1.561	20.019	26.570	15.741	11	17:01:39.286	1:04.124	+0.912	21.025	27.519	15.580
12	17:02:19.111	1:02.426	+1.644	20.114	27.073	15.222	12	17:02:43.770	1:04.484	+1.272	21.191	27.866	15.427
13	17:03:21.000	1:01.889	+1.107	20.395	26.539	14.939	13	17:03:48.856	1:05.086	+1.874	21.095	28.176	15.815
(9) Lasse Poulsen							(71) Carsten Lorenzen						
1	16:50:59.669	1:04.291	+3.060	21.706	27.263	15.322	1	16:51:00.538	1:05.479	+2.170	22.167	27.807	15.505
2	16:52:02.732	1:03.063	+1.832	20.104	27.074	15.885	2	16:52:04.788	1:04.250	+0.941	21.209	27.299	15.742
3	16:53:07.186	1:04.454	+3.223	21.225	27.944	15.285	3	16:53:10.997	1:06.209	+2.900	21.855	28.516	15.838
4	16:54:09.384	1:02.198	+0.967	20.063	27.018	15.117	4	16:54:14.938	1:03.941	+0.632	21.584	27.272	15.085
5	16:55:10.983	1:01.599	+0.368	20.192	26.441	14.966	5	16:55:18.901	1:03.963	+0.654	21.168	27.480	15.315
6	16:56:12.482	1:01.499	+0.268	19.911	26.518	15.070	6	16:56:22.210	1:03.309		20.964	27.145	15.200
7	16:57:13.858	1:01.376	+0.145	19.977	26.489	14.910	7	16:57:25.914	1:03.704	+0.395	21.031	27.437	15.236
8	16:58:15.096	1:01.238	+0.007	19.903	26.444	14.891	8	16:58:29.787	1:03.873	+0.564	21.194	27.343	15.336
9	16:59:16.414	1:01.318	+0.087	19.816	26.548	14.954	9	16:59:33.429	1:03.642	+0.333	21.189	27.186	15.267
10	17:00:18.105	1:01.691	+0.460	20.245	26.529	14.917	10	17:00:37.746	1:04.317	+1.008	21.013	27.854	15.450
11	17:01:19.567	1:01.462	+0.231	19.938	26.505	15.019	11	17:01:42.071	1:04.325	+1.016	21.524	27.443	15.358
12	17:02:20.798	1:01.231		20.049	26.224	14.958	12	17:02:46.833	1:04.762	+1.453	21.381	28.015	15.366
13	17:03:22.382	1:01.584	+0.353	19.918	26.621	15.045	13	17:03:51.087	1:04.254	+0.945	21.406	27.487	15.361
(23) Kristian Thorsen							(20) Nicolas Kiesa						
1	16:51:02.233	1:02.662	+1.271	20.511	26.827	15.324	1	16:50:57.105	1:04.204	+3.723	21.398	27.299	15.507
2	16:52:04.949	1:02.716	+1.325	20.177	26.777	15.762	2	16:51:58.953	1:01.848	+1.367	20.345	26.254	15.249
3	16:53:09.382	1:04.433	+3.042	21.816	27.412	15.205	3	16:52:59.502	1:00.549	+0.068	19.838	25.834	14.877
4	16:54:11.061	1:01.679	+0.288	19.983	26.597	15.099	4	16:53:59.983	1:00.481		19.828	25.851	14.802
5	16:55:13.209	1:02.148	+0.757	20.122	26.907	15.119	5	16:55:00.793	1:00.810	+0.329	19.666	26.253	14.891
6	16:56:14.678	1:01.469	+0.078	19.977	26.373	15.119	6	16:56:02.873	1:02.080	+1.599	20.624	26.747	14.709
7	16:57:16.069	1:01.391		20.017	26.408	14.966	7	16:57:03.937	1:01.064	+0.583	20.069	26.243	14.752
8	16:58:17.807	1:01.738	+0.347	20.073	26.619	15.046	8	16:58:05.603	1:01.666	+1.185	20.428	26.403	14.835
9	16:59:19.631	1:01.824	+0.433	20.055	26.652	15.117	9	16:59:07.465	1:01.862	+1.381	19.996	26.629	15.237
10	17:00:21.384	1:01.753	+0.362	20.066	26.544	15.143	10	17:00:09.524	1:02.059	+1.578	20.576	26.706	14.777
11	17:01:23.268	1:01.884	+0.493	20.150	26.684	15.050	11	17:01:10.913	1:01.389	+0.908	20.119	26.370	14.900
12	17:02:25.011	1:01.743	+0.352	20.172	26.507	15.064	p12	17:02:26.199	1:15.286	+14.805	20.071	26.095	
13	17:03:26.725	1:01.714	+0.323	20.213	26.474	15.027							
(84) Louise Frost													
1	16:51:06.616	1:02.611	+0.988	20.650	26.820	15.141							
2	16:52:08.252	1:01.636	+0.013	20.211	26.400	15.025							
3	16:53:10.644	1:02.392	+0.769	20.097	26.899	15.396							
4	16:54:12.459	1:01.815	+0.192	20.356	26.442	15.017							
5	16:55:14.852	1:02.393	+0.770	20.001	26.885	15.507							
6	16:56:18.215	1:03.363	+1.740	21.123	27.092	15.148							
7	16:57:20.794	1:02.579	+0.956	20.691	26.846	15.042							
8	16:58:22.654	1:01.860	+0.237	20.230	26.514	15.116							
9	16:59:24.356	1:01.702	+0.079	20.196	26.543	14.963							
10	17:00:27.365	1:03.009	+1.386	21.084	26.858	15.067							

These results are provisional, until the conclusion of any judicial and technical inquiries.

Hans-Jorn Sogaard Andersen
Clerk of the Course

Attila Boros
Chief Timekeeper



Padborg Park Open

Sorted on Best Lap time

OK Mobil 1 Legend Car Cup

Padborg Park 2,150 km

Starting List

2018.04.21. 07:00

Practice

Pos	No.	Name	Driver Lic.	Nat.	Club Name	ClubCode	Car	Class
1	2	Poul Bonde	837	DNK	Aarhus Automobil Sport	AAS-027	Ford Ford Coupe 34	Legend OB
2	4	Mike Bekke	87268	DNK	Automobil Sports Klubben Hedeland	ASKH-001	Chevy Sedan	Legend
3	5	Frederik Valdemar Schroder	67617	DNK	Motorsport Nordjylland	MNJ-099	Legend	Legend
4	6	Peter Bekke	87267	DNK	Automobil Sports Klubben Hedeland	ASKH-001	Ford Coupe	Legend
5	7	Mathias Eriksen	83749	DNK	Motor Sport Sønderjylland	MSS-022	Legend	Legend
6	11	Rasmus Villads Andersen	39657	DNK	Motor Sport Sønderjylland	MSS-022	Ford Sedan 37	Legend
7	14	Cliff Hansen	82536	DNK	Automobil Sports Klubben Hedeland	ASKH-001	Ford Ford sedan 37	Legend
8	17	Anders Sonne Hyrup	54606	DNK	Motor Sport Sønderjylland	MSS-022	Ford Sedan 1937 Legend	Legend
9	21	Michael Sovang Christensen	4301	DNK	Esbjerg Motor Sport	EMSA-050	Legend Chevy Sedan	Legend
10	22	Lars Henrik Kanstrup	67658	DNK	L.U.G.	LUG-078	Legend Car Ford Sedan 37	Legend OB
11	23	Nanna Moller Kanstrup	41490	DNK	L.U.G.	LUG-078	Ford Sedan	Legend
12	24	Anders Eriksen	40283	DNK	Aarhus Automobil Sport	AAS-027	Legend Ford 34	Legend
13	27	Calle Helbo	67549	DNK	Djursland Motor Klub Auto	DMKA-006	Chevy Coupé 34	Legend
14	36	Torben M. Sorensen	58985	DNK	Motor Sport Sønderjylland	MSS-022	Legend car TMS Racing	Legend
15	39	Christian Hansen	77196	DNK	Motor Sport Sønderjylland	MSS-022	Ford Coupe	Legend
16	41	Flemming Jensen	69446	DNK	Automobil Sports Klubben Hedeland	ASKH-001	Ford Coupe	Legend OB
17	45	Mikkel Slavensky Debois	70041	DNK	L.U.G.	LUG-078	Legend Ford sedan 1937	Legend
18	52	Sorba Taus Kidmose	35164	DNK	Automobil Sports Klubben Hedeland	ASKH-001	Ford Sedan	Legend OB
19	55	Jacob Ommen	36449	DNK	Motor Sport Sønderjylland	MSS-022	Legend Car Ford Coupe	Legend OB
20	63	Freddie Veje	41539	DNK	Automobil Sports Klubben Hedeland	ASKH-001	Ford Sedan	Legend OB
21	66	Jorgen Thaulov	82309	DNK	Automobil Sports Klubben Hedeland	ASKH-001	Legend Chevy Coupe 1934	Legend
22	69	August Hansen	38930	DNK	Motor Sport Sønderjylland	MSS-022	Ford Coupe	Legend
23	81	Christian Nissen	81097	DNK	Rodby Go-Kart Klub	RGKK-048	chevy sedan 37 legend	Legend
24	82	Ronni Pedersen	03106	DNK	Motor Sport Sønderjylland	MSS-022	Legend Ford Sedan 34	Legend
25	87	Henrik Vejen	14194	DNK	Automobil Sports Klubben Hedeland	ASKH-001	Ford Sedan	Legend OB
26	88	Villy Jorgensen	34750	DNK	Motor Sport Sønderjylland	MSS-022	MAN TGC	Legend
27	89	Jorgen Andersen	87657	DNK	Motor Sport Sønderjylland	MSS-022	Ford Coupe 34	Legend
28	94	Mikael Petersen	82255	DNK	Automobil Sports Klubben Hedeland	ASKH-001	Ford Coupe	Legend
29	114	Nikolaj Leed	27208	DNK	Historisk Motor Sport Danmark	HMS-002	Legend Chevrolet Coupe	Legend
30	133	Mirza Ahmetagic	50180	DNK	Djursland Motor Klub Auto	DMKA-006	TMS racing Legend	Legend
31	177	Lars Bohnensach Ebbesen	29167	DNK	Motor Sport Sønderjylland	MSS-022	Ford Coupé	Legend
32	188	Jens ostergaard Frederiksen	63062	DNK	Motor Sport Sønderjylland	MSS-022	Ford Sedan 34	Legend OB
33	195	Magnus Madsen	38636	DNK	Ringkobing og Omegns Motor Klub	ROMK-045	Legends Chevy Coupe	Legend
34	199	Camilla Traerup Christiansen	5663	DNK	Frederikshavn S?by Auto Sport	FSAS-083	Legend 34 Chevy Coupe	Legend
35	277	Christian Pedersen	87462	DNK	Motor Sport Sønderjylland	MSS-022		Legend
36	314	Ronnie Nielsen	80072	DNK	Motor Sport Sønderjylland	MSS-022	Legend Car	Legend
37	684	Mads Pedersen	52565	DNK	Frederikshavn Saeby Auto Sport	FSAS-083	Chevy 37 Sedan PM2	Legend
38	744	Martin Doktor	54223	DNK	Motor Sport Sønderjylland	MSS-022	Chevy Sedan 37	Legend

Padborg Park Open

Sorted on Best Lap time

OK Mobil 1 Legend Car Cup

Padborg Park 2,150 km

Free Practice

2018.04.21. 09:35

Practice (20:00 Time) started at 9:35:15

Pos	No.	Name	Nat.	Car	Class	Laps	Best Tm	Diff	Gap	In Lap
1	177	Lars Bohnensach Ebbesen	DNK	Ford Coupé	Legend	12	1:08.369			12
2	87	Henrik Vejen	DNK	Ford Sedan	Legend OB	12	1:09.309	0.940	0.940	11
3	684	Mads Pedersen	DNK	Chevy 37 Sedan PM2	Legend	12	1:09.323	0.954	0.014	12
4	36	Torben M. Sorensen	DNK	Legend car TMS Racing	Legend	13	1:09.391	1.022	0.068	13
5	89	Jorgen Andersen	DNK	Ford Coupe 34	Legend	13	1:09.667	1.298	0.276	8
6	39	Christian Hansen	DNK	Ford Coupe	Legend	8	1:09.850	1.481	0.183	2
7	133	Mirza Ahmetagic	DNK	TMS racing Legend	Legend	13	1:09.883	1.514	0.033	13
8	744	Martin Doktor	DNK	Chevy Sedan 37	Legend	12	1:09.910	1.541	0.027	2
9	24	Anders Eriksen	DNK	Legend Ford 34	Legend	13	1:09.913	1.544	0.003	7
10	11	Rasmus Villads Andersen	DNK	Ford Sedan 37	Legend	12	1:09.922	1.553	0.009	12
11	195	Magnus Madsen	DNK	Legends Chevy Coupe	Legend	9	1:09.923	1.554	0.001	7
12	21	Michael Sovang Christensen	DNK	Legend Chevy Sedan	Legend	14	1:10.005	1.636	0.082	13
13	27	Calle Helbo	DNK	Chevy Coupé 34	Legend	11	1:10.446	2.077	0.441	10
14	17	Anders Sonne Hyrup	DNK	Ford Sedan 1937 Legend	Legend	8	1:10.629	2.260	0.183	2
15	188	Jens ostergaard Frederiksen	DNK	Ford Sedan 34	Legend OB	14	1:10.858	2.489	0.229	12
16	63	Freddie Veje	DNK	Ford Sedan	Legend OB	13	1:11.026	2.657	0.168	7
17	52	Sorba Taus Kidmose	DNK	Ford Sedan	Legend OB	12	1:11.104	2.735	0.078	11
18	41	Flemming Jensen	DNK	Ford Coupe	Legend OB	13	1:11.640	3.271	0.536	7
19	2	Poul Bonde	DNK	Ford Ford Coupe 34	Legend OB	8	1:11.769	3.400	0.129	6
20	4	Mike Bekke	DNK	Chevy Sedan	Legend	13	1:12.254	3.885	0.485	13
21	69	August Hansen	DNK	Ford Coupe	Legend	14	1:12.447	4.078	0.193	12
22	88	Villy Jorgensen	DNK	MAN TGC	Legend	14	1:12.460	4.091	0.013	12
23	7	Mathias Eriksen	DNK	Legend	Legend	13	1:12.502	4.133	0.042	12
24	81	Christian Nissen	DNK	chevy sedan 37 legend	Legend	14	1:12.549	4.180	0.047	12
25	55	Jacob Ommen	DNK	Legend Car Ford Coupe	Legend OB	10	1:12.592	4.223	0.043	10
26	45	Mikkel Slavensky Debois	DNK	Legend Ford sedan 1937	Legend	13	1:12.678	4.309	0.086	13
27	6	Peter Bekke	DNK	Ford Coupe	Legend	13	1:13.581	5.212	0.903	12
28	82	Ronni Pedersen	DNK	Legend Ford Sedan 34	Legend	14	1:13.643	5.274	0.062	13
29	277	Christian Pedersen	DNK		Legend	14	1:14.292	5.923	0.649	14
30	114	Nikolaj Leed	DNK	Legend Chevrolet Coupe	Legend	13	1:14.450	6.081	0.158	11
31	314	Ronnie Nielsen	DNK	Legend Car	Legend	6	1:14.652	6.283	0.202	6
32	199	Camilla Traerup Christiansen	DNK	Legend 34 Chevy Coupe	Legend	11	1:14.804	6.435	0.152	11
33	66	Jorgen Thaulov	DNK	Legend Chevy Coupe 1934	Legend	10	1:16.709	8.340	1.905	9

Not classified

DNS	5	Frederik Valdemar Schroder	DNK	Legend	Legend					0
DNS	14	Cliff Hansen	DNK	Ford Ford sedan 37	Legend					0
DNS	22	Lars Henrik Kanstrup	DNK	Legend Car Ford Sedan 37	Legend OB					0
DNS	23	Nanna Moller Kanstrup	DNK	Ford Sedan	Legend					0
DNS	94	Mikael Petersen	DNK	Ford Coupe	Legend					0

These results are provisional, until the conclusion of any judicial and technical inquiries.

Orbits



Hans-Jorn Sogaard Andersen
Clerk of the Course



Attila Boros
Chief Timekeeper



CHRONOMOTO
TIMING

Padborg Park Open

OK Mobil 1 Legend Car Cup

Padborg Park 2,150 km

Free Practice

2018.04.21. 09:35

Practice (20:00 Time) started at 9:35:15

Lap	Time of Day	Lap Tm	Diff	S1 Tm	S2 Tm	S3 Tm
(177) Lars Bohnsach Ebbesen						
1	9:37:28.187	1:25.620	+17.251	28.704	38.327	18.589
2	9:38:39.115	1:10.928	+2.559	22.695	31.220	17.013
3	9:39:47.892	1:08.777	+0.408	22.229	29.861	16.687
4	9:41:41.276	1:53.384	+45.015	31.330	49.631	32.423
5	9:43:10.410	1:29.134	+20.765	26.639	40.653	21.842
6	9:44:44.458	1:34.048	+25.679	32.124	40.013	21.911
7	9:45:53.439	1:08.981	+0.612	22.416	29.854	16.711
8	9:47:05.934	1:12.495	+4.126	22.399	32.643	17.453
p9	9:48:35.305	1:29.371	+21.002	23.347	37.479	
10	9:52:41.649	4:06.344	+2:57.975	54.353	32.329	
11	9:54:10.938	1:29.289	+20.920	35.117	37.328	16.844
12	9:55:19.307	1:08.369		22.249	29.605	16.515

Lap	Time of Day	Lap Tm	Diff	S1 Tm	S2 Tm	S3 Tm
(87) Henrik Vejen						
1	9:38:23.397	1:14.738	+5.429	23.857	32.326	18.555
2	9:39:36.084	1:12.687	+3.378	23.717	31.781	17.189
3	9:41:29.956	1:53.872	+44.563	34.883	49.547	29.442
4	9:43:01.047	1:31.091	+21.782	30.383	42.176	18.532
5	9:44:11.397	1:10.350	+1.041	22.748	30.347	17.255
6	9:45:21.318	1:09.921	+0.612	22.621	29.990	17.310
7	9:46:31.254	1:09.936	+0.627	22.681	30.109	17.146
8	9:47:45.402	1:14.148	+4.839	22.793	31.198	20.157
p9	9:50:16.651	2:31.249	+1:21.940	31.512	1:07.787	
10	9:52:58.677	2:42.026	+1:32.717	30.158	17.420	
11	9:54:07.986	1:09.309		22.455	29.974	16.880
12	9:55:17.381	1:09.395	+0.086	22.564	29.912	16.919

Lap	Time of Day	Lap Tm	Diff	S1 Tm	S2 Tm	S3 Tm
(684) Mads Pedersen						
1	9:38:17.875	1:12.761	+3.438	23.728	30.973	18.060
2	9:39:28.752	1:10.877	+1.554	22.641	30.167	18.069
3	9:41:03.730	1:34.978	+25.655	28.458	41.630	24.890
4	9:42:39.761	1:36.031	+26.708	31.359	39.439	25.233
5	9:43:55.173	1:13.412	+4.089	26.073	30.120	17.219
p6	9:45:13.499	1:20.326	+11.003	22.399	30.226	
7	9:48:40.177	3:26.678	+2:17.355	34.680	21.795	
8	9:50:30.801	1:50.624	+41.301	23.758	51.773	35.093
9	9:52:31.262	2:00.461	+51.138	30.992	57.524	31.945
10	9:53:41.323	1:10.061	+0.738	22.626	29.942	17.493
11	9:54:50.704	1:09.381	+0.058	22.513	29.663	17.205
12	9:56:00.027	1:09.323		22.641	29.618	17.064

Lap	Time of Day	Lap Tm	Diff	S1 Tm	S2 Tm	S3 Tm
(36) Torben M. Sorensen						
1	9:37:54.296	1:24.862	+15.471	27.326	36.008	21.528
2	9:39:24.320	1:30.024	+20.633	25.721	39.161	25.142
3	9:40:53.405	1:29.085	+19.694	27.910	37.780	23.395
p4	9:42:35.770	1:42.365	+32.974	28.587	35.491	
5	9:45:01.452	2:25.682	+1:16.291	30.919	17.635	
6	9:46:12.557	1:11.105	+1.714	22.807	30.778	17.520
7	9:47:25.210	1:12.653	+3.262	22.413	31.496	18.744
8	9:48:48.744	1:23.534	+14.143	23.416	34.215	25.903
9	9:50:33.976	1:45.232	+35.841	28.626	43.466	33.140
10	9:52:42.592	2:08.616	+59.225	30.614	1:01.373	36.629
11	9:53:59.916	1:17.324	+7.933	25.718	34.075	17.531
12	9:55:09.706	1:09.790	+0.399	22.298	30.114	17.378
13	9:56:19.097	1:09.391		22.324	30.106	16.961

Lap	Time of Day	Lap Tm	Diff	S1 Tm	S2 Tm	S3 Tm
(89) Jorgen Andersen						
1	9:37:30.290	1:16.735	+7.068	24.225	34.637	17.873
2	9:38:40.182	1:09.892	+0.225	22.401	30.219	17.272
3	9:39:49.922	1:09.740	+0.073	22.300	29.901	17.539
4	9:41:42.647	1:52.725	+43.058	30.169	50.167	32.389
5	9:43:09.569	1:26.922	+17.255	26.060	40.446	20.416
6	9:44:20.440	1:10.871	+1.204	22.789	30.899	17.183
7	9:45:30.257	1:09.817	+0.150	22.211	30.478	17.128
8	9:46:39.924	1:09.667		22.545	29.866	17.256
9	9:47:53.820	1:13.896	+4.229	22.361	32.679	18.856
p10	9:50:18.074	2:24.254	+1:14.587	27.805	1:09.850	
11	9:52:56.938	2:38.864	+1:29.197	30.099	17.125	
12	9:54:06.832	1:09.894	+0.227	22.343	30.614	16.937
13	9:55:18.113	1:11.281	+1.614	22.656	31.493	17.132

Lap	Time of Day	Lap Tm	Diff	S1 Tm	S2 Tm	S3 Tm
(39) Christian Hansen						

Lap	Time of Day	Lap Tm	Diff	S1 Tm	S2 Tm	S3 Tm
1	9:37:43.821	1:15.769	+5.919	25.177	32.203	18.389
2	9:38:53.671	1:09.850		22.697	29.827	17.326
3	9:40:07.788	1:14.117	+4.267	24.633	30.266	19.218
4	9:41:49.397	1:41.609	+31.759	26.409	41.504	33.696
5	9:43:11.569	1:22.172	+12.322	27.028	36.625	18.519
6	9:44:21.949	1:10.380	+0.530	23.399	29.833	17.148
p7	9:45:43.383	1:21.434	+11.584	22.525	30.207	
p8	9:48:25.330	2:41.947	+1:32.097		32.209	

Lap	Time of Day	Lap Tm	Diff	S1 Tm	S2 Tm	S3 Tm
(133) Mirza Ahmetagic						
1	9:37:45.953	1:21.398	+11.515	25.733	35.185	20.480
2	9:39:01.283	1:15.330	+5.447	24.344	31.935	19.051
p3	9:40:34.548	1:33.265	+23.382	24.677	31.865	
4	9:43:28.378	2:53.830	+1:43.947		33.947	19.267
5	9:44:51.631	1:23.253	+13.370	24.182	33.981	25.090
6	9:46:12.100	1:20.469	+10.586	28.583	34.367	17.519
7	9:47:26.350	1:14.250	+4.367	22.996	32.912	18.342
8	9:48:49.661	1:23.311	+13.428	22.993	35.213	25.105
9	9:50:36.837	1:47.176	+37.293	29.165	43.214	34.797
10	9:52:36.026	1:59.189	+49.306	35.126	56.645	27.418
11	9:53:57.163	1:21.137	+11.254	22.733	39.549	18.855
12	9:55:07.997	1:10.834	+0.951	22.747	30.469	17.618
13	9:56:17.880	1:09.883		22.747	30.060	17.076

Lap	Time of Day	Lap Tm	Diff	S1 Tm	S2 Tm	S3 Tm
(744) Martin Doktor						
1	9:37:52.468	1:15.344	+5.434	25.733	31.954	17.657
2	9:39:02.378	1:09.910		22.327	30.131	17.452
3	9:40:22.497	1:20.119	+10.209	23.928	32.296	23.895
p4	9:42:13.356	1:50.859	+40.949	29.113	35.015	
5	9:45:40.721	3:27.365	+2:17.455		30.997	17.381
6	9:46:52.385	1:11.664	+1.754	23.017	30.913	17.734
7	9:48:05.618	1:13.233	+3.323	22.745	31.266	19.222
8	9:50:10.208	2:04.590	+54.680	23.471	1:04.829	36.290
9	9:51:59.585	1:49.377	+39.467	36.943	54.198	18.236
10	9:53:12.677	1:13.092	+3.182	23.790	31.141	18.161
11	9:54:25.219	1:12.542	+2.632	23.444	31.651	17.447
12	9:55:36.385	1:11.166	+1.256	23.143	30.896	17.127

Lap	Time of Day	Lap Tm	Diff	S1 Tm	S2 Tm	S3 Tm
(24) Anders Eriksen						
1	9:38:29.677	1:13.799	+3.886	23.815	31.862	18.122
2	9:39:41.299	1:11.622	+1.709	23.225	30.834	17.563
3	9:41:33.985	1:52.686	+42.773	32.065	49.955	30.666
4	9:43:03.253	1:29.268	+19.355	30.008	40.675	18.585
5	9:44:14.737	1:11.484	+1.571	24.095	30.313	17.076
6	9:45:24.681	1:09.944	+0.031	22.769	30.009	17.166
7	9:46:34.594	1:09.913		22.587	30.123	17.203
8	9:47:47.265	1:12.671	+2.758	22.758	30.566	19.347
9	9:50:05.037	2:17.772	+1:07.859	31.547	1:08.702	37.523
10	9:51:55.297	1:50.260	+40.347	38.221	53.270	18.769
11	9:53:06.262	1:10.965	+1.052	22.725	30.876	17.364
12	9:54:16.271	1:10.009	+0.096	22.723	30.059	17.227
13	9:55:26.560	1:10.289	+0.376	22.765	30.356	17.168

Lap	Time of Day	Lap Tm	Diff	S1 Tm	S2 Tm	S3 Tm
(11) Rasmus Villads Andersen						
1	9:38:11.823	1:20.643	+10.721	27.150	35.682	17.811
2	9:39:25.163	1:13.340	+3.418	23.010	31.322	19.008
p3	9:41:06.346	1:41.183	+31.261	27.610	3	

Padborg Park Open

OK Mobil 1 Legend Car Cup

Padborg Park 2,150 km

Free Practice

2018.04.21. 09:35

Practice (20:00 Time) started at 9:35:15

Lap	Time of Day	Lap Tm	Diff	S1 Tm	S2 Tm	S3 Tm	Lap	Time of Day	Lap Tm	Diff	S1 Tm	S2 Tm	S3 Tm	
7	9:53:14.491	1:09.923		22.479	30.362	17.082	(52) Sorba Taus Kidnøse	1	9:38:33.281	1:13.215	+2.111	23.681	31.420	18.114
8	9:54:25.611	1:11.120	+1.197	22.778	31.187	17.155	2	9:39:46.382	1:13.101	+1.997	23.420	31.761	17.920	
9	9:55:37.371	1:11.760	+1.837	23.624	30.994	17.142	3	9:41:39.158	1:52.776	+41.672	31.826	49.698	31.252	
(21) Michael Sovang Christensen							4	9:43:06.662	1:27.504	+16.400	27.637	40.855	19.012	
1	9:37:36.884	1:19.480	+9.475	27.504	33.604	18.372	5	9:44:18.001	1:11.339	+0.235	23.223	30.423	17.693	
2	9:38:51.555	1:14.671	+4.666	23.219	32.820	18.632	6	9:45:31.207	1:13.206	+2.102	23.340	31.583	18.283	
3	9:40:08.784	1:17.229	+7.224	26.924	31.781	18.524	7	9:46:42.918	1:11.711	+0.607	23.424	30.782	17.505	
4	9:41:51.000	1:42.216	+32.211	27.666	41.022	33.528	p8	9:48:16.675	1:33.757	+22.653	22.989	31.569		
5	9:43:12.688	1:21.688	+11.683	26.802	36.442	18.444	9	9:52:38.115	4:21.440	+3:10.336		53.616	28.416	
6	9:44:25.867	1:13.179	+3.174	24.302	30.603	18.274	10	9:53:49.745	1:11.630	+0.526	23.154	30.823	17.653	
7	9:45:37.348	1:11.481	+1.476	23.359	30.542	17.580	11	9:55:00.849	1:11.104		22.651	30.842	17.611	
8	9:46:48.370	1:11.022	+1.017	22.793	30.647	17.582	p12	9:56:28.152	1:27.303	+16.199	23.517	31.502		
p9	9:48:19.482	1:31.112	+21.107	22.813	32.318		(41) Flemming Jensen							
10	9:51:16.398	2:56.916	+1:46.911	46.006	28.001		1	9:38:21.057	1:17.252	+5.612	25.397	33.205	18.650	
11	9:52:53.181	1:36.783	+26.778	33.725	41.368	21.690	2	9:39:34.146	1:13.089	+1.449	23.637	30.877	18.575	
12	9:54:03.613	1:10.432	+0.427	22.758	30.351	17.323	3	9:41:28.354	1:54.208	+42.568	35.513	49.810	28.885	
13	9:55:13.618	1:10.005		22.631	30.275	17.099	4	9:43:01.345	1:32.991	+21.351	31.393	41.731	19.867	
14	9:56:24.470	1:10.852	+0.847	23.190	30.430	17.232	5	9:44:13.119	1:11.774	+0.134	23.214	30.791	17.769	
(27) Calle Helbo							6	9:45:25.329	1:12.210	+0.570	23.039	30.775	18.396	
1	9:38:03.819	1:27.321	+16.875	28.501	36.934	21.886	7	9:46:36.969	1:11.640		22.961	30.745	17.934	
2	9:39:31.546	1:27.727	+17.281	26.468	38.700	22.559	8	9:47:52.665	1:15.696	+4.056	22.980	32.089	20.627	
3	9:41:05.790	1:34.244	+23.798	28.238	40.319	25.687	9	9:50:08.073	2:15.408	+1:03.768	28.340	1:09.922	37.146	
4	9:42:45.449	1:39.659	+29.213	30.011	39.208	30.440	10	9:51:59.194	1:51.121	+39.481	37.909	53.422	19.790	
5	9:44:02.467	1:17.018	+6.572	27.642	31.277	18.099	11	9:53:12.318	1:13.124	+1.484	23.961	31.240	17.923	
6	9:45:13.274	1:10.807	+0.361	22.724	30.468	17.615	12	9:54:24.903	1:12.585	+0.945	23.453	31.155	17.977	
7	9:46:24.006	1:10.732	+0.286	22.863	30.120	17.749	p13	9:56:02.404	1:37.501	+25.861	24.097	32.744		
p8	9:47:59.885	1:35.879	+25.433	23.384	37.254		(2) Paul Bonde							
9	9:52:49.000	4:49.115	+3:38.669	54.312	36.384		1	9:37:45.181	1:17.999	+6.230	26.342	32.951	18.706	
10	9:53:59.446	1:10.446		22.576	30.423	17.447	2	9:38:59.756	1:14.575	+2.806	23.980	32.009	18.586	
11	9:55:16.435	1:16.989	+6.543	22.491	37.030	17.468	3	9:40:17.316	1:17.560	+5.791	24.011	33.021	20.528	
(17) Anders Sonne Hyrup							p4	9:42:12.651	1:55.335	+43.566	28.201	36.446		
1	9:38:10.967	1:13.369	+2.740	23.780	32.456	17.133	5	9:44:40.697	2:28.046	+1:16.277		31.731	18.108	
2	9:39:23.596	1:10.629		22.721	30.426	17.482	6	9:45:52.466	1:11.769		23.209	30.795	17.765	
p3	9:40:53.092	1:31.496	+20.867	23.566	31.737		7	9:47:07.012	1:14.546	+2.777	23.558	32.800	18.188	
4	9:43:51.977	2:58.885	+1:48.256	31.823	17.497		8	9:48:30.096	1:23.084	+11.315	23.027	37.226	22.831	
5	9:45:02.805	1:10.828	+0.199	22.878	30.533	17.417	(4) Mike Bekke							
6	9:46:14.599	1:11.794	+1.165	22.684	30.487	18.623	1	9:38:13.235	1:24.630	+12.376	28.700	36.466	19.464	
p7	9:47:46.111	1:31.512	+20.883	24.067	35.964		2	9:39:28.236	1:15.001	+2.747	23.998	32.225	18.778	
8	9:55:54.872	8:08.761	+6:58.132	30.585	17.334		3	9:41:03.177	1:34.941	+22.687	28.381	41.875	24.685	
(188) Jens ostergaard Frederiksen							4	9:42:39.291	1:36.114	+23.860	31.531	39.546	25.037	
1	9:38:09.188	1:20.136	+9.278	27.669	34.102	18.365	5	9:43:56.096	1:16.805	+4.551	26.989	31.489	18.327	
2	9:39:23.395	1:14.207	+3.349	23.730	32.177	18.300	6	9:45:09.160	1:13.064	+0.810	23.811	31.425	17.828	
3	9:40:47.822	1:24.427	+13.569	24.905	34.051	25.471	7	9:46:22.305	1:13.145	+0.891	23.609	31.286	18.250	
4	9:42:15.036	1:27.214	+16.356	29.935	35.571	21.708	8	9:47:41.803	1:19.498	+7.244	23.659	36.614	19.225	
5	9:43:33.115	1:18.079	+7.221	25.633	34.084	18.362	9	9:50:00.579	2:18.776	+1:06.522	32.571	1:09.428	36.777	
6	9:44:47.072	1:13.957	+3.099	24.518	31.581	17.858	10	9:51:54.328	1:53.749	+41.495	40.703	53.279	19.767	
7	9:45:58.896	1:11.824	+0.966	23.188	31.390	17.246	11	9:53:07.651	1:13.323	+1.069	23.467	32.110	17.746	
8	9:47:11.577	1:12.681	+1.823	23.137	31.756	17.788	12	9:54:22.462	1:14.811	+2.557	23.169	33.451	18.191	
9	9:48:34.371	1:22.794	+11.936	23.033	35.944	23.817	13	9:55:34.716	1:12.254		23.178	31.096	17.980	
10	9:50:27.661	1:53.290	+42.432	25.597	51.202	36.491	(69) August Hansen							
11	9:52:30.717	2:03.056	+52.198	31.952	57.026	34.078	1	9:37:44.714	1:23.403	+10.956	28.011	36.159	19.233	
12	9:53:41.575	1:10.858		23.057	30.592	17.209	2	9:39:00.561	1:15.847	+3.400	24.285	32.731	18.831	
13	9:54:53.857	1:12.282	+1.424	23.181	31.573	17.528	3	9:40:19.549	1:18.988	+6.541	25.181	31.842	21.965	
14	9:56:04.941	1:11.084	+0.226	23.384	30.519	17.181	4	9:41:58.737	1:39.188	+26.741	29.553	34.754	34.881	
(63) Freddie Veje							5	9:43:19.415	1:20.678	+8.231	26.412	34.590	19.676	
1	9:38:24.463	1:19.696	+8.670	25.892	34.016	19.788	6	9:44:34.314	1:14.899	+2.452	24.142	32.245	18.512	
2	9:39:40.739	1:16.276	+5.250	25.359	32.536	18.381	7	9:45:50.303	1:15.989	+3.542	25.013	32.842	18.134	
3	9:41:33.496	1:52.757	+41.731	31.773	50.287	30.697	8	9:47:04.885	1:14.582	+2.135	24.132	32.711	17.739	
4	9:43:03.720	1:30.224	+19.198	29.579	41.401	19.244	9	9:48:27.861	1:22.976	+10.529	24.207	36.943	21.826	
5	9:44:16.486	1:12.766	+1.740	24.099	31.264	17.403	10	9:50:20.648	1:52.787	+40.340	25.660	50.602	36.525	
6	9:45:27.680	1:11.194	+0.168	23.186	30.587	17.421	11	9:52:10.348	1:49.700	+37.253	33.945	54.008	21.747	
7	9:46:38.706	1:11.026		22.945	30.659	17.422	12	9:53:22.795	1:12.447		23.750	31.087	17.610	
8	9:47:51.754	1:13.048	+2.022	23.109	31.589	18.350	13	9:54:35.621	1:12.826	+0.379	23.795	31.296	17.735	
9	9:50:07.335	2:15.581	+1:04.555	28.602	1:09.965	37.014	14	9:55:48.573	1:12.952	+0.505	23.453	31.739	17.760	
10	9:51:57.978	1:50.643	+39.617	37.760	53.961	18.922	(88) Villy Jorgensen							
11	9:53:10.028	1:12.050	+1.024	23.244	31.026	17.780	1	9:37:34.122	1:21.218	+8.758	24.516	36.833	19.869	
12	9:54:22.834	1:12.806	+1.780	24.005	30.981	17.820	2	9:38:51.270	1:17.148	+4.688	25.062	33.487	18.599	
13	9:55:35.024	1:12.190	+1.164	23.245	30.853	18.092	3	9:40:18.798	1:27.528	+15.068	31.740	33.778	22.010	

Padborg Park Open

OK Mobil 1 Legend Car Cup

Padborg Park 2,150 km

Free Practice

2018.04.21. 09:35

Practice (20:00 Time) started at 9:35:15

Lap	Time of Day	Lap Tm	Diff	S1 Tm	S2 Tm	S3 Tm	Lap	Time of Day	Lap Tm	Diff	S1 Tm	S2 Tm	S3 Tm
4	9:41:56.359	1:37.561	+25.101	28.377	35.588	33.596	4	9:42:38.351	1:36.848	+23.267	32.847	39.571	24.430
5	9:43:17.811	1:21.452	+8.992	25.985	35.573	19.894	5	9:43:55.360	1:17.009	+3.428	26.979	32.031	17.999
6	9:44:33.443	1:15.632	+3.172	24.034	33.170	18.428	6	9:45:09.699	1:14.339	+0.758	23.604	31.880	18.855
7	9:45:48.667	1:15.224	+2.764	24.477	32.394	18.353	7	9:46:23.476	1:13.777	+0.196	23.829	31.459	18.489
8	9:47:02.917	1:14.250	+1.790	24.116	32.191	17.943	8	9:47:46.164	1:22.688	+9.107	23.707	36.924	22.057
9	9:48:23.594	1:20.677	+8.217	23.504	37.500	19.673	9	9:50:03.876	2:17.712	+1:04.131	32.035	1:08.312	37.365
10	9:50:17.737	1:54.143	+41.683	26.254	53.489	34.400	10	9:51:55.779	1:51.903	+38.322	38.872	53.621	19.410
11	9:52:09.005	1:51.268	+38.808	35.462	54.787	21.019	11	9:53:10.528	1:14.749	+1.168	23.431	32.475	18.843
12	9:53:21.465	1:12.460		23.631	31.425	17.404	12	9:54:24.109	1:13.581		24.125	31.440	18.016
13	9:54:34.399	1:12.934	+0.474	23.468	31.115	18.351	13	9:55:38.316	1:14.207	+0.626	24.075	32.012	18.120
14	9:55:47.432	1:13.033	+0.573	24.219	31.570	17.244							

(7) Mathias Eriksen

1	9:38:22.999	1:16.746	+4.244	24.722	33.324	18.700
2	9:39:37.186	1:14.187	+1.685	23.950	31.924	18.313
3	9:41:31.066	1:53.880	+41.378	34.503	49.661	29.716
4	9:43:02.675	1:31.609	+19.107	30.066	42.398	19.145
5	9:44:17.180	1:14.505	+2.003	24.873	31.805	17.827
6	9:45:30.834	1:13.654	+1.152	23.999	31.580	18.075
7	9:46:43.656	1:12.822	+0.320	23.672	31.463	17.687
8	9:47:57.156	1:13.500	+0.998	23.475	31.740	18.285
9	9:50:09.109	2:11.953	+59.451	25.097	1:10.228	36.628
10	9:51:58.958	1:49.849	+37.347	37.504	53.363	18.982
11	9:53:11.994	1:13.036	+0.534	24.027	31.096	17.913
12	9:54:24.496	1:12.502		23.467	31.173	17.862
p13	9:55:52.375	1:27.879	+15.377	24.112	31.524	

(82) Ronni Pedersen

1	9:37:56.798	1:21.946	+8.303	26.548	35.561	19.837
2	9:39:14.092	1:17.294	+3.651	24.525	33.710	19.059
3	9:40:40.917	1:26.825	+13.182	24.869	36.961	24.995
4	9:42:13.695	1:32.778	+19.135	34.918	36.118	21.742
5	9:43:30.712	1:17.017	+3.374	25.621	33.085	18.311
6	9:44:46.162	1:15.450	+1.807	23.687	32.224	19.539
7	9:46:01.139	1:14.977	+1.334	23.768	32.688	18.521
8	9:47:18.032	1:16.893	+3.250	23.416	34.492	18.985
9	9:48:39.126	1:21.094	+7.451	23.927	35.366	21.801
10	9:50:30.081	1:50.955	+37.312	23.962	51.268	35.725
11	9:52:33.697	2:03.616	+49.973	31.111	57.677	34.828
12	9:53:47.861	1:14.164	+0.521	24.115	31.917	18.132
13	9:55:01.504	1:13.643		23.600	31.800	18.243
14	9:56:15.383	1:13.879	+0.236	23.399	32.276	18.204

(81) Christian Nissen

1	9:37:32.455	1:26.302	+13.753	28.233	39.214	18.855
2	9:38:50.397	1:17.942	+5.393	25.897	33.930	18.115
3	9:40:05.562	1:15.165	+2.616	25.253	32.043	17.869
4	9:41:48.773	1:43.211	+30.662	26.872	41.679	34.660
5	9:43:12.319	1:23.546	+10.997	25.233	38.648	19.665
6	9:44:26.551	1:14.232	+1.683	25.036	31.584	17.612
7	9:45:39.546	1:12.995	+0.446	23.832	31.425	17.738
8	9:46:52.438	1:12.892	+0.343	23.382	31.699	17.811
9	9:48:06.722	1:14.284	+1.735	23.857	32.363	18.064
10	9:50:11.192	2:04.470	+51.921	24.033	1:04.949	35.488
11	9:52:01.118	1:49.926	+37.377	36.996	54.523	18.407
12	9:53:13.667	1:12.549		23.802	31.460	17.287
13	9:54:28.058	1:14.391	+1.842	23.607	33.125	17.659
14	9:55:40.852	1:12.794	+0.245	23.998	31.054	17.742

(277) Christian Pedersen

1	9:37:31.730	1:26.878	+12.586	27.859	38.852	20.167
2	9:38:50.895	1:19.165	+4.873	25.462	33.443	20.260
3	9:40:14.778	1:23.883	+9.591	28.582	32.955	22.346
4	9:41:53.818	1:39.040	+24.748	28.412	36.775	33.853
5	9:43:16.844	1:23.026	+8.734	27.158	36.116	19.752
6	9:44:33.131	1:16.287	+1.995	24.699	33.237	18.351
7	9:45:48.157	1:15.026	+0.734	24.591	31.860	18.575
8	9:47:05.513	1:17.356	+3.064	24.340	34.546	18.470
9	9:48:31.815	1:26.302	+12.010	24.099	38.525	23.678
10	9:50:25.873	1:54.058	+39.766	27.163	50.275	36.620
11	9:52:21.351	1:55.478	+41.186	32.139	57.178	26.161
12	9:53:35.978	1:14.627	+0.335	24.126	32.103	18.398
13	9:54:51.394	1:15.416	+1.124	23.882	32.000	19.534
14	9:56:05.686	1:14.292		23.711	32.096	18.485

(55) Jacob Ommen

1	9:38:16.486	1:26.284	+13.692	27.871	37.837	20.576
2	9:39:33.653	1:17.167	+4.575	23.735	31.427	22.005
p3	9:41:41.062	2:07.409	+54.817	34.942	50.006	
4	9:44:34.693	2:53.631	+41.039	32.191	18.373	
5	9:45:50.464	1:15.771	+3.179	24.885	32.162	18.724
6	9:47:07.508	1:17.044	+4.452	24.546	33.898	18.600
p7	9:48:50.875	1:43.367	+30.775	24.138	38.328	
8	9:53:19.070	4:28.195	+3:15.603	31.150	18.190	
9	9:54:34.187	1:15.117	+2.525	23.988	32.370	18.759
10	9:55:46.779	1:12.592		23.423	31.113	18.056

(114) Nikolaj Leed

1	9:38:27.930	1:25.614	+11.164	27.840	36.921	20.853
2	9:39:45.943	1:18.013	+3.563	25.590	33.320	19.103
3	9:41:38.701	1:52.758	+38.308	31.023	49.376	32.359
4	9:43:06.249	1:27.548	+13.098	27.294	40.211	20.043
5	9:44:22.909	1:16.660	+2.210	24.731	33.376	18.553
6	9:45:38.302	1:15.393	+0.943	23.713	32.330	19.350
7	9:46:54.771	1:16.469	+2.019	23.925	34.055	18.489
8	9:48:11.186	1:16.415	+1.965	23.406	32.741	20.268
9	9:50:13.799	2:02.613	+48.163	24.770	1:03.233	34.610
10	9:52:04.072	1:50.273	+35.823	36.622	53.820	19.831
11	9:53:18.522	1:14.450		24.387	31.974	18.089
12	9:54:33.641	1:15.119	+0.669	24.069	32.619	18.431
13	9:55:49.349	1:15.708	+1.258	24.503	33.299	17.906

(45) Mikkel Slavensky Debois

1	9:38:50.060	1:28.478	+15.800	28.272	37.826	22.380
2	9:40:12.654	1:22.594	+9.916	26.526	34.318	21.750
3	9:41:52.502	1:39.848	+27.170	26.594	39.653	33.601
4	9:43:15.425	1:22.923	+10.245	27.089	36.584	19.250
5	9:44:33.925	1:18.500	+5.822	24.544	34.664	19.292
6	9:45:49.529	1:15.604	+2.926	24.646	32.312	18.646
7	9:47:06.508	1:16.979	+4.301	23.733	34.687	18.559
8	9:48:33.421	1:26.913	+14.235	24.537	38.326	24.050
9	9:50:26.935	1:53.514	+40.836	26.051	51.171	36.292
10	9:52:32.112	2:05.177	+52.499	31.998	57.171	36.008
11	9:53:45.053	1:12.941	+0.263	23.610	31.466	17.865
12	9:54:58.063	1:13.010	+0.332	23.744	31.410	17.856
13	9:56:10.741	1:12.678		23.421	31.447	17.810

(314) Ronnie Nielsen

1	9:38:27.578	2:01.098	+46.446	49.369	48.730	22.999
2	9:39:50.489	1:22.911	+8.259	28.463	35.472	18.976
3	9:41:46.126	1:55.637	+40.985	31.305	49.697	34.635
4	9:43:12.860	1:26.734	+12.082	26.666	38.132	21.936
5	9:44:32.644	1:19.784	+5.132	26.693	34.793	18.298
6	9:45:47.296	1:14.652		24.213	32.352	18.087

(6) Peter Bekke

1	9:38:12.533	1:28.139	+14.558	31.777	37.022	19.340
2	9:39:27.392	1:14.859	+1.278	23.905	32.218	18.736
3	9:41:01.503	1:34.111	+20.530	26.968	41.876	25.267

(199) Camilla Traerup Christiansen

1	9:38:24.047	1:25.230	+10.426	27.461	38.067	19.702
2	9:39:42.619	1:18.572	+3.768	25.523	34.592	18.457
p3	9:41:53.287	2:10.668	+55.864	33.164	49.402	
4	9:45:43.904	3:50.617	+2:35.813	33.071		18.163
5	9:47:00.495	1:16.591	+1.787	24.848	33.050	18.693
6	9:48:29.720	1:29.225	+14.421	24.953	40.691	23.581
7	9:50:24.101	1:54.381	+39.577	27.932	48.202	38.247

These results are provisional, until the conclusion of any judicial and technical inquiries.

Hans-Jorn Sogaard Andersen
Clerk of the Course

Attila Boros
Chief Timekeeper

CHRONOMOTO
TIMING

Padborg Park Open

OK Mobil 1 Legend Car Cup

Padborg Park 2,150 km

Free Practice

2018.04.21. 09:35

Practice (20:00 Time) started at 9:35:15

Lap	Time of Day	Lap Tm	Diff	S1 Tm	S2 Tm	S3 Tm	Lap	Time of Day	Lap Tm	Diff	S1 Tm	S2 Tm	S3 Tm
8	9:52:13.375	1:49.274	+34.470	32.274	56.113	20.887							
9	9:53:28.480	1:15.105	+0.301	24.715	32.267	18.123							
10	9:54:43.347	1:14.867	+0.063	23.929	32.960	17.978							
11	9:55:58.151	1:14.804		24.193	32.237	18.374							

(66) Jorgen Thaulov

1	9:37:31.998	1:26.300	+9.591	28.055	38.679	19.566
2	9:38:50.948	1:18.950	+2.241	25.800	34.199	18.951
3	9:43:40.177	4:49.229	+3:32.520	3:52.472	36.212	20.545
4	9:44:57.236	1:17.059	+0.350	24.098	34.911	18.050
5	9:46:18.184	1:20.948	+4.239	23.911	33.947	23.090
6	9:47:39.991	1:21.807	+5.098	25.611	36.832	19.364
7	9:49:59.648	2:19.657	+1:02.948	33.654	1:09.199	36.804
8	9:51:52.890	1:53.242	+36.533	40.884	52.472	19.886
9	9:53:09.599	1:16.709		24.425	33.795	18.489
p10	9:55:13.054	2:03.455	+46.746	25.177	34.841	

Orbits

These results are provisional, until the conclusion of any judicial and technical inquiries.


Hans-Jorn Sogaard Andersen
Clerk of the Course


Attila Boros
Chief Timekeeper


CHRONOMOTO
TIMING

Padborg Park Open

Sorted on Best Lap time

OK Mobil 1 Legend Car Cup

Padborg Park 2,150 km

Timed Practice - Modified

2018.04.21. 12:40

Qualifying (20:00 Time) started at 12:40:09

Pos	No.	Name	Nat.	Car	Class	Laps	Best Tm	Diff	Gap	In Lap
1	177	Lars Bohnensach Ebbesen	DNK	Ford Coupé	Legend	14	1:09.068			14
2	133	Mirza Ahmetagic	DNK	TMS racing Legend	Legend	13	1:09.526	0.458	0.458	7
3	39	Christian Hansen	DNK	Ford Coupe	Legend	13	1:09.640	0.572	0.114	8
4	36	Torben M. Sorensen	DNK	Legend car TMS Racing	Legend	14	1:09.922	0.854	0.282	4
5	21	Michael Sovang Christensen	DNK	Legend Chevy Sedan	Legend	15	1:09.955	0.887	0.033	15
6	87	Henrik Vejen	DNK	Ford Sedan	Legend OB	13	1:10.068	1.000	0.113	8
7	744	Martin Doktor	DNK	Chevy Sedan 37	Legend	15	1:10.151	1.083	0.083	8
8	89	Jorgen Andersen	DNK	Ford Coupe 34	Legend	14	1:10.321	1.253	0.170	10
9	27	Calle Helbo	DNK	Chevy Coupé 34	Legend	12	1:10.339	1.271	0.018	10
10	188	Jens ostergaard Frederiksen	DNK	Ford Sedan 34	Legend OB	12	1:10.434	1.366	0.095	10
11	17	Anders Sonne Hyrup	DNK	Ford Sedan 1937 Legend	Legend	12	1:10.500	1.432	0.066	3
12	24	Anders Eriksen	DNK	Legend Ford 34	Legend	13	1:10.563	1.495	0.063	7
13	41	Flemming Jensen	DNK	Ford Coupe	Legend OB	14	1:10.651	1.583	0.088	3
14	11	Rasmus Villads Andersen	DNK	Ford Sedan 37	Legend	14	1:10.702	1.634	0.051	9
15	63	Freddie Veje	DNK	Ford Sedan	Legend OB	15	1:10.768	1.700	0.066	7
16	55	Jacob Ommen	DNK	Legend Car Ford Coupe	Legend OB	12	1:10.792	1.724	0.024	9
17	195	Magnus Madsen	DNK	Legends Chevy Coupe	Legend	10	1:10.889	1.821	0.097	6
18	2	Poul Bonde	DNK	Ford Ford Coupe 34	Legend OB	15	1:10.938	1.870	0.049	8
19	52	Sorba Taus Kidmose	DNK	Ford Sedan	Legend OB	15	1:11.100	2.032	0.162	10
20	88	Villy Jorgensen	DNK	MAN TGC	Legend	13	1:11.845	2.777	0.745	6
21	5	Frederik Valdemar Schroder	DNK	Legend	Legend	13	1:11.846	2.778	0.001	10
22	7	Mathias Eriksen	DNK	Legend	Legend	13	1:12.194	3.126	0.348	6
23	4	Mike Bekke	DNK	Chevy Sedan	Legend	15	1:12.296	3.228	0.102	7
24	82	Ronni Pedersen	DNK	Legend Ford Sedan 34	Legend	15	1:12.654	3.586	0.358	10
25	81	Christian Nissen	DNK	chevy sedan 37 legend	Legend	14	1:12.844	3.776	0.190	8
26	6	Peter Bekke	DNK	Ford Coupe	Legend	14	1:13.406	4.338	0.562	7
27	199	Camilla Traerup Christiansen	DNK	Legend 34 Chevy Coupe	Legend	14	1:13.411	4.343	0.005	2
28	114	Nikolaj Leed	DNK	Legend Chevrolet Coupe	Legend	14	1:13.439	4.371	0.028	7
29	277	Christian Pedersen	DNK		Legend	15	1:13.661	4.593	0.222	2
30	314	Ronnie Nielsen	DNK	Legend Car	Legend	14	1:13.980	4.912	0.319	10
31	94	Mikael Petersen	DNK	Ford Coupe	Legend	13	1:15.035	5.967	1.055	2
32	66	Jorgen Thaulov	DNK	Legend Chevy Coupe 1934	Legend	14	1:15.772	6.704	0.737	12
33	23	Nanna Moller Kanstrup	DNK	Ford Sedan	Legend	1	1:21.351	12.283	5.579	1
34	14	Cliff Hansen	DNK	Ford Ford sedan 37	Legend					0
35	22	Lars Henrik Kanstrup	DNK	Legend Car Ford Sedan 37	Legend OB					0

Not classified

DNS	69	August Hansen	DNK	Ford Coupe	Legend					0
DQ	684	Mads Pedersen	DNK	Chevy 37 Sedan PM2	Legend	10	1:09.296			8
DQ	45	Mikkel Slavensky Debois	DNK	Legend Ford sedan 1937	Legend	14	1:12.382			6

Announcements

#684 - DQ - overhaling under gul flag / DQ - overtaking under yellow flag

#14, #22 - no transponder

#45 - DQ - overhaler i under dobbelt gul flag / overtake under double yellow flag

Orbits

These results are provisional, until the conclusion of any judicial and technical inquiries.



Hans-Jorn Sogaard Andersen
Clerk of the Course



Attila Boros
Chief Timekeeper



CHRONOMOTO
TIMING

Padborg Park Open

OK Mobil 1 Legend Car Cup

Padborg Park 2,150 km

Timed Practice

2018.04.21. 12:40

Qualifying (20:00 Time) started at 12:40:09

Lap	Time of Day	Lap Tm	Diff	S1 Tm	S2 Tm	S3 Tm	Lap	Time of Day	Lap Tm	Diff	S1 Tm	S2 Tm	S3 Tm
(177) Lars Bohnsach Ebbesen							11	12:55:53.145	1:11.023	+1.068	23.063	30.304	17.656
1	12:42:18.429	1:15.273	+6.205	27.504	30.829	16.940	12	12:57:05.525	1:12.380	+2.425	22.720	30.304	19.356
2	12:43:28.257	1:09.828	+0.760	22.833	30.214	16.781	13	12:58:19.447	1:13.922	+3.967	22.754	31.344	19.824
3	12:44:45.399	1:17.142	+8.074	24.342	32.623	20.177	14	12:59:36.171	1:16.724	+6.769	23.906	32.642	20.176
4	12:46:03.691	1:18.292	+9.224	24.484	34.218	19.590	15	13:00:46.126	1:09.955		22.643	30.221	17.091
5	12:47:42.040	1:38.349	+29.281	24.535	42.536	31.278	(87) Henrik Vejen						
6	12:49:25.236	1:43.196	+34.128	27.680	52.920	22.596	1	12:42:47.560	1:13.222	+3.154	24.979	30.976	17.267
7	12:51:01.583	1:36.347	+27.279	37.227	38.237	20.883	2	12:43:58.038	1:10.478	+0.410	23.013	30.218	17.247
8	12:52:19.431	1:17.848	+8.780	25.636	31.410	20.802	3	12:45:09.195	1:11.157	+1.089	22.865	30.565	17.727
9	12:53:34.825	1:15.394	+6.326	23.654	33.035	18.705	4	12:47:14.469	2:05.274	+55.206	34.493	57.417	33.364
10	12:54:48.512	1:13.687	+4.619	23.933	31.820	17.934	5	12:49:01.204	1:46.735	+36.667	39.165	49.223	18.347
11	12:56:03.389	1:14.877	+5.809	24.204	32.063	18.610	6	12:50:12.267	1:11.063	+0.995	22.708	30.978	17.377
p12	12:57:36.604	1:33.215	+24.147	26.218	36.734		7	12:51:23.162	1:10.895	+0.827	22.963	30.805	17.127
13	12:59:46.007	2:09.403	+1:00.335		33.952	17.350	8	12:52:33.230	1:10.068		22.556	30.061	17.451
14	13:00:55.075	1:09.068		22.451	29.944	16.673	9	12:53:43.591	1:10.361	+0.293	22.778	30.235	17.348
(133) Mirza Ahmetagic							10	12:54:54.197	1:10.606	+0.538	22.794	30.411	17.401
1	12:42:21.482	1:17.291	+7.765	26.912	32.510	17.869	11	12:56:04.460	1:10.263	+0.195	22.640	30.347	17.276
2	12:43:32.091	1:10.609	+1.083	22.801	30.412	17.396	12	12:57:15.077	1:10.617	+0.549	23.035	30.299	17.283
3	12:44:42.518	1:10.427	+0.901	22.555	30.465	17.407	p13	12:58:50.862	1:35.785	+25.717	23.646	32.772	
4	12:45:55.386	1:13.868	+4.342	23.979	31.624	18.265	(744) Martin Doktor						
p5	12:47:55.000	1:58.614	+49.088	25.989	45.463		1	12:42:29.001	1:14.164	+4.013	23.199	33.302	17.663
6	12:50:02.443	2:07.443	+57.917		30.363	17.318	2	12:43:41.918	1:12.917	+2.766	23.809	31.400	17.708
7	12:51:11.969	1:09.526		22.510	30.130	16.886	3	12:44:54.364	1:12.446	+2.295	23.150	30.965	18.331
8	12:52:30.396	1:18.427	+8.901	24.548	35.246	18.633	4	12:46:11.666	1:17.302	+7.151	22.945	33.929	20.428
9	12:53:40.843	1:10.447	+0.921	22.717	30.569	17.161	5	12:47:49.746	1:38.080	+27.929	24.710	39.946	33.424
p10	12:55:02.943	1:22.100	+12.574	24.209	32.706		6	12:49:31.445	1:41.699	+31.548	30.629	46.187	24.883
11	12:57:39.533	2:36.590	+1:27.064		36.638	17.438	7	12:51:00.139	1:28.694	+18.543	38.000	32.629	18.065
12	12:58:55.197	1:15.664	+6.138	23.788	31.213	20.663	8	12:52:10.290	1:10.151		22.449	30.391	17.311
p13	13:00:26.641	1:31.444	+21.918	22.738	30.009		9	12:53:21.424	1:11.134	+0.983	22.992	30.750	17.392
(39) Christian Hansen							10	12:54:32.434	1:11.010	+0.859	22.830	30.683	17.497
1	12:42:18.875	1:13.529	+3.889	25.634	30.784	17.111	11	12:55:47.151	1:14.717	+4.566	23.046	33.849	17.822
2	12:43:28.929	1:10.054	+0.414	22.442	30.485	17.127	12	12:56:57.677	1:10.526	+0.375	22.893	30.287	17.346
3	12:44:40.298	1:11.369	+1.729	23.030	31.058	17.281	13	12:58:08.629	1:10.952	+0.801	23.059	30.536	17.357
4	12:45:50.854	1:10.556	+0.916	22.733	30.506	17.317	14	12:59:20.053	1:11.424	+1.273	22.837	30.961	17.626
5	12:47:35.311	1:44.457	+34.817	29.230	45.306	29.921	p15	13:00:55.909	1:35.856	+25.705	23.139	33.611	
6	12:49:21.726	1:46.415	+36.775	32.057	52.698	21.660	(89) Jorgen Andersen						
7	12:50:43.114	1:21.388	+11.748	28.568	35.332	17.488	1	12:42:29.907	1:14.023	+3.702	22.856	33.785	17.382
8	12:51:52.754	1:09.640		22.539	29.982	17.119	2	12:43:41.601	1:11.694	+1.373	23.225	30.806	17.663
9	12:53:02.588	1:09.834	+0.194	22.615	30.125	17.094	3	12:44:54.034	1:12.433	+2.112	23.246	30.893	18.294
p10	12:54:35.166	1:32.578	+22.938	25.003	34.343		4	12:46:10.219	1:16.185	+5.864	22.844	33.028	20.313
11	12:57:53.100	3:17.934	+2:08.294		36.827	19.025	5	12:47:49.046	1:38.827	+28.506	25.013	40.408	33.406
12	12:59:07.247	1:14.147	+4.507	26.376	30.582	17.189	6	12:49:26.356	1:37.310	+26.989	30.485	45.504	21.321
p13	13:00:36.618	1:29.371	+19.731	23.227	32.042		7	12:50:45.366	1:19.010	+8.689	31.934	30.002	17.074
(36) Torben M. Sorensen							8	12:51:56.187	1:10.821	+0.500	22.688	30.644	17.489
1	12:42:20.479	1:14.775	+4.853	26.020	31.158	17.597	9	12:53:06.547	1:10.360	+0.039	22.752	30.456	17.152
2	12:43:31.368	1:10.889	+0.967	22.853	30.629	17.407	10	12:54:16.868	1:10.321		22.727	30.444	17.150
3	12:44:41.795	1:10.427	+0.505	22.294	30.436	17.697	11	12:55:27.645	1:10.777	+0.456	22.681	30.076	18.020
4	12:45:51.717	1:09.922		22.607	30.185	17.130	12	12:56:38.517	1:10.872	+0.551	22.821	30.878	17.173
p5	12:47:52.657	2:00.940	+51.018	29.792	45.388		13	12:57:50.006	1:11.489	+1.168	22.815	31.411	17.263
6	12:51:02.892	3:10.235	+2:00.313		35.351	21.147	p14	12:59:13.213	1:23.207	+12.886	26.891	31.241	
7	12:52:15.333	1:12.441	+2.519	22.595	30.385	19.461	(27) Calle Helbo						
8	12:53:29.147	1:13.814	+3.892	23.176	31.690	18.948	1	12:42:36.329	1:25.228	+14.889	25.930	39.219	20.079
9	12:54:40.141	1:10.994	+1.072	23.016	30.313	17.665	2	12:43:47.150	1:10.821	+0.482	22.367	30.738	17.716
10	12:55:51.796	1:11.655	+1.733	22.511	31.105	18.039	3	12:45:10.167	1:23.017	+12.678	30.323	32.698	19.996
11	12:57:01.944	1:10.148	+0.226	22.671	30.354	17.123	p4	12:47:26.674	2:16.507	+1:06.168	34.197	57.307	
12	12:58:21.075	1:19.131	+9.209	25.853	33.109	20.169	5	12:49:48.546	2:21.872	+1:11.533		40.526	21.749
13	12:59:33.363	1:12.288	+2.366	22.866	30.468	18.954	6	12:50:59.512	1:10.966	+0.627	22.491	30.752	17.723
14	13:00:43.675	1:10.312	+0.390	22.692	30.475	17.145	7	12:52:11.377	1:11.865	+1.526	22.706	30.438	18.721
(21) Michael Sovang Christensen							8	12:53:21.935	1:10.558	+0.219	22.428	30.645	17.485
1	12:42:28.477	1:17.892	+7.937	26.902	32.429	18.561	9	12:54:35.491	1:13.556	+3.217	23.161	30.316	20.079
2	12:43:40.639	1:12.162	+2.207	23.666	30.845	17.651	10	12:55:45.830	1:10.339		22.496	30.604	17.239
3	12:44:52.475	1:11.836	+1.881	22.876	31.384	17.576	11	12:56:59.937	1:14.107	+3.768	23.743	32.965	17.399
4	12:46:07.943	1:15.468	+5.513	23.089	32.668	19.711	p12	12:58:28.117	1:28.180	+17.841	23.522	34.667	
p5	12:47:58.659	1:50.716	+40.761	25.472	38.278		(188) Jens ostergaard Frederiksen						
6	12:49:59.798	2:01.139	+51.184		31.149	17.884	1	12:42:31.146	1:14.676	+4.242	23.764	33.299	17.613
7	12:51:10.163	1:10.365	+0.410	22.773	30.305	17.287	2	12:43:43.632	1:12.486	+2.052	23.475	31.780	17.231
8	12:52:20.309	1:10.146	+0.191	22.692	30.188	17.266	3	12:44:55.657	1:12.025	+1.591	23.530	31.191	17.304
9	12:53:32.000	1:11.691	+1.736	22.939	31.317	17.435	4	12:46:12.278	1:16.621	+6.187	23.819	32.525	20.277
10	12:54:42.122	1:10.122	+0.167	22.669	30.192	17.261	5	12:47:50.428	1:38.150				

Padborg Park Open

OK Mobil 1 Legend Car Cup

Padborg Park 2,150 km

Timed Practice

2018.04.21. 12:40

Qualifying (20:00 Time) started at 12:40:09

Lap	Time of Day	Lap Tm	Diff	S1 Tm	S2 Tm	S3 Tm	Lap	Time of Day	Lap Tm	Diff	S1 Tm	S2 Tm	S3 Tm
6	12:49:28.253	1:37.825	+27.391	30.464	46.253	21.108	5	12:49:11.242	1:44.926	+34.158	35.377	51.116	18.433
7	12:50:44.408	1:16.155	+5.721	28.016	30.684	17.455	6	12:50:22.720	1:11.478	+0.710	23.245	30.695	17.538
8	12:51:55.745	1:11.337	+0.903	23.323	30.793	17.221	7	12:51:33.488	1:10.768		22.929	30.509	17.330
9	12:53:08.478	1:12.733	+2.299	23.824	31.581	17.328	8	12:52:50.666	1:17.178	+6.410	27.888	31.413	17.877
10	12:54:18.912	1:10.434		22.907	30.328	17.199	9	12:54:03.714	1:13.048	+2.280	24.347	31.121	17.580
11	12:55:30.342	1:11.430	+0.996	23.144	30.590	17.696	10	12:55:16.608	1:12.894	+2.126	23.549	31.685	17.660
12	12:56:42.044	1:11.702	+1.268	23.249	31.088	17.365	11	12:56:28.887	1:12.279	+1.511	23.385	31.432	17.462
(17) Anders Sonne Hyrup							12	12:57:40.243	1:11.356	+0.588	23.207	30.916	17.233
1	12:42:51.457	1:11.742	+1.242	23.070	30.814	17.858	13	12:58:52.710	1:12.467	+1.699	23.798	30.841	17.828
2	12:44:07.429	1:15.972	+5.472	25.140	33.381	17.451	14	13:00:05.500	1:12.790	+2.022	23.261	31.048	18.481
3	12:45:17.929	1:10.500		22.811	30.550	17.139	p15	13:01:38.969	1:33.469	+22.701	23.297	31.473	
p4	12:47:31.990	2:14.061	+1:03.561	33.597	57.382		(55) Jacob Ommen						
5	12:50:37.288	3:05.298	+1:54.798	31.547	17.391		1	12:43:10.162	1:17.279	+6.487	26.410	33.097	17.772
6	12:51:48.306	1:11.018	+0.518	22.808	30.542	17.668	2	12:44:22.218	1:12.056	+1.264	24.000	30.656	17.400
7	12:52:59.399	1:11.093	+0.593	23.014	30.641	17.438	p3	12:45:48.730	1:26.512	+15.720	23.231	30.705	
8	12:54:10.922	1:11.523	+1.023	22.959	31.170	17.394	4	12:49:32.537	3:43.807	+2:33.015	47.273	20.883	
9	12:55:24.034	1:13.112	+2.612	23.369	31.848	17.895	5	12:50:49.217	1:16.680	+5.888	27.019	32.157	17.504
10	12:56:36.581	1:12.547	+2.047	23.864	30.947	17.736	6	12:52:00.582	1:11.365	+0.573	23.040	30.760	17.565
p11	12:58:00.931	1:24.350	+13.850	23.362	31.557		7	12:53:11.582	1:11.000	+0.208	23.076	30.326	17.598
12	13:00:10.088	2:09.157	+58.657	30.958	18.048		8	12:54:23.946	1:12.364	+1.572	23.558	31.338	17.468
(24) Anders Eriksen							9	12:55:34.738	1:10.792		22.913	30.335	17.544
1	12:43:12.161	1:16.767	+6.204	25.021	33.869	17.877	10	12:56:46.105	1:11.367	+0.575	22.949	30.796	17.622
2	12:44:23.723	1:11.562	+0.999	23.107	31.097	17.358	11	12:57:57.909	1:11.804	+1.012	23.112	31.121	17.571
3	12:45:34.751	1:11.028	+0.465	22.501	30.164	18.363	p12	12:59:35.569	1:37.660	+26.868	26.269	34.339	
4	12:47:28.101	1:53.350	+42.787	29.734	51.395	32.221	(195) Magnus Madsen						
5	12:49:13.173	1:45.072	+34.509	35.095	51.240	18.737	1	12:42:48.107	1:11.903	+1.014	23.466	31.109	17.328
6	12:50:24.154	1:10.981	+0.418	23.020	30.744	17.217	2	12:44:00.140	1:12.033	+1.144	22.937	31.436	17.660
7	12:51:34.717	1:10.563		22.953	30.250	17.360	3	12:45:11.049	1:10.909	+0.020	23.017	30.755	17.137
8	12:52:46.659	1:11.942	+1.379	22.908	31.779	17.255	4	12:47:16.578	2:05.529	+54.640	34.954	57.259	33.316
9	12:53:57.255	1:10.596	+0.033	22.869	30.501	17.226	5	12:49:02.204	1:45.626	+34.737	38.125	49.234	18.267
10	12:55:08.095	1:10.840	+0.277	23.055	30.439	17.346	6	12:50:13.093	1:10.889		22.717	30.771	17.401
11	12:56:19.016	1:10.921	+0.358	23.096	30.482	17.343	7	12:51:26.278	1:13.185	+2.296	23.300	31.819	18.066
12	12:57:29.942	1:10.926	+0.363	23.122	30.433	17.371	8	12:52:37.779	1:11.501	+0.612	23.885	30.415	17.201
p13	12:59:02.218	1:32.276	+21.713	23.911	31.050		9	12:53:49.513	1:11.734	+0.845	23.047	31.084	17.603
(41) Flemming Jensen							p10	12:55:21.404	1:31.891	+21.002	23.245	32.903	
1	12:42:51.052	1:12.851	+2.200	24.101	30.785	17.965	(2) Poul Bonde						
2	12:44:03.509	1:12.457	+1.806	24.155	30.737	17.565	1	12:42:28.748	1:17.323	+6.385	26.378	33.058	17.887
3	12:45:14.160	1:10.651		23.022	30.297	17.332	2	12:43:41.331	1:12.583	+1.645	23.787	30.832	17.964
4	12:47:19.934	2:05.774	+55.123	33.894	57.046	34.834	3	12:44:53.619	1:12.288	+1.350	22.965	31.138	18.185
5	12:49:05.088	1:45.154	+34.503	36.244	49.784	19.126	4	12:46:09.752	1:16.133	+5.195	22.882	33.029	20.222
6	12:50:17.227	1:12.139	+1.488	23.582	30.987	17.570	5	12:47:48.438	1:38.686	+27.748	25.056	40.491	33.139
7	12:51:28.226	1:10.999	+0.348	22.834	30.562	17.603	6	12:49:25.892	1:37.454	+26.516	30.613	46.142	20.699
8	12:52:41.831	1:13.605	+2.954	24.101	31.722	17.782	7	12:50:47.422	1:21.530	+10.592	32.891	30.864	17.775
9	12:53:54.451	1:12.620	+1.969	24.320	30.731	17.569	8	12:51:58.360	1:10.938		22.959	30.556	17.423
10	12:55:05.542	1:11.091	+0.440	22.818	30.422	17.851	9	12:53:09.682	1:11.322	+0.384	23.094	30.855	17.373
11	12:56:16.365	1:10.823	+0.172	22.600	31.011	17.212	10	12:54:21.497	1:11.815	+0.877	23.243	30.842	17.730
12	12:57:27.273	1:10.908	+0.257	22.908	30.532	17.468	11	12:55:33.435	1:11.938	+1.000	23.123	30.960	17.855
13	12:58:48.076	1:20.803	+10.152	23.752	34.888	22.163	12	12:57:00.873	1:27.438	+16.500	34.045	35.798	17.595
p14	13:00:25.406	1:37.330	+26.679	24.319	32.524		13	12:58:13.859	1:12.986	+2.048	23.510	31.635	17.841
(11) Rasmus Villads Andersen							14	12:59:25.948	1:12.089	+1.151	23.509	31.016	17.564
1	12:43:07.815	1:15.466	+4.764	25.449	32.562	17.455	15	13:00:38.385	1:12.437	+1.499	23.535	31.013	17.889
2	12:44:19.101	1:11.286	+0.584	23.208	30.884	17.194	(52) Sorba Taus Kidmose						
3	12:45:33.392	1:14.291	+3.589	24.203	31.162	18.926	1	12:42:52.678	1:11.604	+0.504	23.392	30.639	17.573
4	12:47:27.677	1:54.285	+43.583	30.655	51.626	32.004	2	12:44:04.321	1:11.643	+0.543	23.107	30.745	17.791
5	12:49:12.742	1:45.065	+34.363	34.909	51.357	18.799	3	12:45:15.709	1:11.388	+0.288	22.858	30.700	17.830
6	12:50:23.817	1:11.075	+0.373	23.029	30.790	17.256	4	12:47:22.304	2:06.595	+55.495	35.020	57.342	34.233
p7	12:51:48.480	1:24.663	+13.961	23.889	30.872		5	12:49:06.489	1:44.185	+33.085	36.204	48.679	19.302
8	12:53:55.194	2:06.714	+56.012	31.730	17.884		6	12:50:18.590	1:12.101	+1.001	22.930	31.386	17.785
9	12:55:05.896	1:10.702		23.092	30.248	17.362	7	12:51:30.915	1:12.325	+1.225	22.906	31.805	17.614
10	12:56:17.180	1:11.284	+0.582	22.754	31.305	17.225	8	12:52:43.494	1:12.579	+1.479	22.989	31.411	18.179
11	12:57:28.459	1:11.279	+0.577	22.974	31.174	17.131	9	12:53:55.448	1:11.954	+0.854	23.041	31.104	17.809
12	12:58:46.788	1:18.329	+7.627	23.299	34.614	20.416	10	12:55:06.548	1:11.100		23.184	30.398	17.518
13	13:00:03.409	1:16.621	+5.919	23.047	33.821	19.753	11	12:56:18.034	1:11.486	+0.386	22.765	31.033	17.688
14	13:01:15.497	1:12.088	+1.386	23.005	31.940	17.143	12	12:57:29.485	1:11.451	+0.351	22.769	30.943	17.739
(63) Freddie Veje							13	12:58:43.745	1:14.260	+3.160	25.080	30.940	18.240
1	12:42:58.208	1:14.992	+4.224	24.651	32.333	18.008	14	12:59:56.519	1:12.774	+1.674	23.968	30.734	18.072
2	12:44:09.633	1:11.425	+0.657	23.178	30.814	17.433	15	13:01:08.627	1:12.108	+1.008	23.094	30.950	18.064
3	12:45:20.547	1:10.914	+0.146	22.950	30.577	17.387	(88) Villy Jørgensen						
4	12:47:26.316	2:05.769	+55.001	34.617	58.792	32.360	1	12:43:14.536	1:20.015	+8.170	25.373	34.344	20.298

These results are provisional, until the conclusion of any judicial and technical inquiries.

Hans-Jorn Sogaard Andersen
Clerk of the Course

Attila Boros
Chief Timekeeper

CHRONOMOTO
TIMING

Padborg Park Open

OK Mobil 1 Legend Car Cup

Padborg Park 2,150 km

Timed Practice

2018.04.21. 12:40

Qualifying (20:00 Time) started at 12:40:09

Lap	Time of Day	Lap Tm	Diff	S1 Tm	S2 Tm	S3 Tm	Lap	Time of Day	Lap Tm	Diff	S1 Tm	S2 Tm	S3 Tm	
2	12:44:32.712	1:18.176	+6.331	23.916	33.173	21.087	p14	13:00:45.714	1:34.141	+21.759	23.515	30.863		
3	12:45:46.622	1:13.910	+2.065	23.385	31.478	19.047								
4	12:47:33.077	1:46.455	+34.610	28.382	47.639	30.434								
5	12:49:19.417	1:46.340	+34.495	33.404	52.695	20.241								
6	12:50:31.262	1:11.845		23.519	30.936	17.390	(82) Ronni Pedersen	1	12:42:32.244	1:18.279	+5.625	24.293	35.075	18.911
7	12:51:43.319	1:12.057	+0.212	23.679	31.113	17.265	2	12:43:47.634	1:15.390	+2.736	24.466	32.506	18.418	
8	12:52:56.344	1:13.025	+1.180	23.834	31.262	17.929	3	12:45:06.473	1:18.839	+6.185	23.848	35.330	19.661	
9	12:54:08.564	1:12.220	+0.375	23.859	31.024	17.337	4	12:47:08.753	2:02.280	+49.626	33.283	57.363	31.634	
10	12:55:24.034	1:15.470	+3.625	24.438	32.899	18.133	5	12:48:56.155	1:47.402	+34.748	40.587	46.633	20.182	
11	12:56:36.902	1:12.868	+1.023	24.305	30.867	17.696	6	12:50:11.088	1:14.933	+2.279	23.688	32.258	18.987	
12	12:57:51.080	1:14.178	+2.333	24.257	31.392	18.529	7	12:51:25.432	1:14.344	+1.690	23.728	31.920	18.696	
p13	12:59:32.250	1:41.170	+29.325	29.921	34.789		8	12:52:38.735	1:13.303	+0.649	23.401	31.643	18.259	
							9	12:53:51.830	1:13.095	+0.441	23.603	31.450	18.042	
(5) Frederik Valdemar Schroder							10	12:55:04.484	1:12.654		23.365	31.252	18.037	
1	12:42:24.676	1:17.110	+5.264	26.583	32.555	17.972	11	12:56:18.467	1:13.983	+1.329	23.457	31.999	18.527	
2	12:43:37.431	1:12.755	+0.909	23.247	31.408	18.100	12	12:57:31.857	1:13.390	+0.736	23.530	31.739	18.121	
3	12:44:52.934	1:15.503	+3.657	24.137	33.221	18.145	13	12:58:45.223	1:13.366	+0.712	23.877	31.228	18.261	
4	12:46:08.869	1:15.935	+4.089	23.009	33.039	19.887	14	12:59:58.387	1:13.164	+0.510	23.746	31.284	18.134	
5	12:47:44.136	1:35.267	+23.421	25.183	38.265	31.819	15	13:01:11.217	1:12.830	+0.176	23.477	31.267	18.086	
p6	12:49:35.079	1:50.943	+39.097	26.764	52.388		(81) Christian Nissen							
7	12:51:07.193	1:32.114	+20.268		33.538	17.415	1	12:42:30.697	1:23.460	+10.616	28.825	35.595	19.040	
p8	12:52:30.401	1:23.208	+11.362	23.132	30.763		2	12:43:50.399	1:19.702	+6.858	25.714	35.701	18.287	
9	12:55:59.289	3:28.888	+2:17.042		31.286	17.611	3	12:45:07.704	1:17.305	+4.461	23.925	33.037	20.343	
10	12:57:11.135	1:11.846		23.063	30.979	17.804	4	12:47:11.790	2:04.086	+51.242	34.425	56.616	33.045	
11	12:58:25.786	1:14.651	+2.805	24.881	31.777	17.993	5	12:48:58.382	1:46.592	+33.748	39.364	47.331	19.897	
12	12:59:41.061	1:15.275	+3.429	24.637	32.858	17.780	6	12:50:15.813	1:17.431	+4.587	24.910	34.021	18.500	
p13	13:01:06.331	1:25.270	+13.424	23.244	31.615		7	12:51:31.595	1:15.782	+2.938	24.606	33.056	18.120	
							8	12:52:44.439	1:12.844		23.949	31.482	17.413	
(7) Mathias Eriksen							9	12:54:02.655	1:18.216	+5.372	25.312	33.849	19.055	
1	12:43:11.161	1:15.018	+2.824	24.401	32.415	18.202	10	12:55:25.718	1:23.063	+10.219	28.531	35.212	19.320	
2	12:44:24.287	1:13.126	+0.932	23.861	31.205	18.060	11	12:56:39.208	1:13.490	+0.646	23.985	31.641	17.864	
3	12:45:39.105	1:14.818	+2.624	23.526	31.681	19.611	12	12:57:52.728	1:13.520	+0.676	24.100	31.581	17.839	
4	12:47:28.634	1:49.529	+37.335	26.576	51.086	31.867	13	12:59:16.531	1:23.803	+10.959	29.872	35.084	18.847	
5	12:49:13.593	1:44.959	+32.765	35.075	51.171	18.713	14	13:00:31.122	1:14.591	+1.747	24.688	31.178	18.725	
6	12:50:25.787	1:12.194		23.555	30.832	17.807	(6) Peter Bekke							
7	12:51:38.361	1:12.574	+0.380	23.310	31.300	17.964	1	12:42:45.059	1:16.049	+2.643	24.336	33.247	18.466	
8	12:52:52.003	1:13.642	+1.448	23.455	31.894	18.293	2	12:43:59.286	1:14.227	+0.821	23.635	32.237	18.355	
9	12:54:04.990	1:12.987	+0.793	23.644	31.142	18.201	3	12:45:13.435	1:14.149	+0.743	24.024	32.225	17.900	
10	12:55:19.003	1:14.013	+1.819	24.885	31.283	17.845	4	12:47:18.511	2:05.076	+51.700	33.640	57.409	34.027	
11	12:56:31.822	1:12.819	+0.625	23.317	31.412	18.090	5	12:49:04.851	1:46.340	+32.934	36.903	50.312	19.125	
12	12:57:45.464	1:13.642	+1.448	24.054	31.493	18.095	6	12:50:19.100	1:14.249	+0.843	23.718	32.197	18.334	
p13	12:59:12.010	1:26.546	+14.352	23.804	31.229		7	12:51:32.506	1:13.406		23.680	31.504	18.222	
							8	12:52:49.439	1:16.933	+3.527	24.562	33.657	18.714	
(4) Mike Bekke							9	12:54:03.979	1:14.540	+1.134	23.454	31.662	19.424	
1	12:42:43.560	1:16.165	+3.869	25.541	32.491	18.133	10	12:55:20.323	1:16.344	+2.938	26.950	31.593	17.801	
2	12:43:56.271	1:12.711	+0.415	23.367	31.682	17.662	11	12:56:34.068	1:13.745	+0.339	23.644	31.878	18.223	
3	12:45:09.540	1:13.269	+0.973	23.272	31.674	18.323	12	12:57:49.730	1:15.662	+2.256	24.337	32.873	18.452	
4	12:47:12.922	2:03.382	+51.086	33.512	56.961	32.909	13	12:59:09.851	1:20.121	+6.715	29.528	32.600	17.993	
5	12:48:58.999	1:46.077	+33.781	38.846	47.530	19.701	p14	13:00:43.709	1:33.858	+20.452	23.863	31.606		
6	12:50:12.812	1:13.813	+1.517	23.758	31.847	18.208								
7	12:51:25.108	1:12.296		23.353	31.235	17.708	(199) Camilla Traerup Christiansen							
8	12:52:38.339	1:13.231	+0.935	23.347	31.584	18.300	1	12:42:37.501	1:15.309	+1.898	24.508	32.685	18.116	
9	12:53:50.984	1:12.645	+0.349	23.302	31.385	17.958	2	12:43:50.912	1:13.411		23.738	31.763	17.910	
10	12:55:03.875	1:12.891	+0.595	23.248	31.720	17.923	3	12:45:05.856	1:14.944	+1.533	23.872	33.152	17.920	
11	12:56:16.721	1:12.846	+0.550	23.283	31.707	17.856	4	12:47:07.485	2:01.629	+48.218	33.013	57.045	31.571	
12	12:57:29.073	1:12.352	+0.056	23.246	31.252	17.854	5	12:48:54.853	1:47.368	+33.957	40.638	46.960	19.770	
13	12:58:43.512	1:14.439	+2.143	23.314	32.244	18.881	6	12:50:10.082	1:15.229	+1.818	24.320	32.587	18.322	
14	12:59:56.785	1:13.273	+0.977	24.023	31.254	17.996	7	12:51:25.942	1:15.860	+2.449	24.129	32.230	19.501	
15	13:01:09.218	1:12.433	+0.137	23.413	30.963	18.057	8	12:52:41.400	1:15.458	+2.047	24.551	32.486	18.421	
							9	12:53:56.901	1:15.501	+2.090	24.535	32.809	18.157	
(45) Mikkel Slavensky Debois							10	12:55:11.958	1:15.057	+1.646	24.601	32.308	18.148	
1	12:42:47.090	1:15.206	+2.824	24.918	32.322	17.966	11	12:56:27.021	1:15.063	+1.652	24.143	32.809	18.111	
2	12:44:00.962	1:13.872	+1.490	23.663	32.130	18.079	12	12:57:42.141	1:15.120	+1.709	24.062	32.937	18.121	
3	12:45:14.797	1:13.835	+1.453	23.615	31.928	18.292	13	12:58:57.277	1:15.136	+1.725	24.547	32.316	18.273	
4	12:47:21.582	2:06.785	+54.403	34.644	57.435	34.706	14	13:00:12.136	1:14.859	+1.448	24.604	32.280	17.975	
5	12:49:07.248	1:45.666	+33.284	35.649	49.616	20.401	(114) Nikolaj Leed							
6	12:50:19.630	1:12.382		23.220	31.343	17.819	1	12:43:12.581	1:21.055	+7.616	26.851	34.559	19.645	
7	12:51:32.918	1:13.288	+0.906	23.318	31.760	18.210	2	12:44:27.979	1:15.398	+1.959	23.987	33.283	18.128	
8	12:52:52.708	1:19.790	+7.408	24.601	37.252	17.937	3	12:45:46.398	1:18.419	+4.980	23.611	34.571	20.237	
9	12:54:05.672	1:12.964	+0.582	23.328	32.075	17.561	4	12:47:30.415	1:44.017	+30.578	25.880	47.389	30.748	
10	12:55:19.584	1:13.912	+1.530	24.305	31.520	18.087	5	12:49:15.136	1:44.721	+31.282	34.820	50.771	19.130	
11	12:56:33.185	1:13.601	+1.219	24.125	30.855	18.621	6	12:50:29.244	1:14.108	+0.669	23.702	32.007	18.399	
12	12:57:55.853	1:22.668	+10.286	27.805	37.528	17.335								
13	12:59:11.573	1:15.720	+3.338	24.667	33.417	17.636								

Padborg Park Open

OK Mobil 1 Legend Car Cup

Padborg Park 2,150 km

Timed Practice

2018.04.21. 12:40

Qualifying (20:00 Time) started at 12:40:09

Lap	Time of Day	Lap Tm	Diff	S1 Tm	S2 Tm	S3 Tm	Lap	Time of Day	Lap Tm	Diff	S1 Tm	S2 Tm	S3 Tm
7	12:51:42.683	1:13.439		23.365	31.885	18.189	1	12:43:09.647	1:21.351		26.410	35.409	19.532
8	12:52:56.126	1:13.443	+0.004	23.424	31.778	18.241							
9	12:54:10.024	1:13.898	+0.459	23.791	32.128	17.979							
10	12:55:26.404	1:16.380	+2.941	24.111	34.075	18.194							
11	12:56:40.245	1:13.841	+0.402	23.879	31.836	18.126							
12	12:57:53.976	1:13.731	+0.292	23.737	32.217	17.777							
13	12:59:14.535	1:20.559	+7.120	27.524	34.704	18.331							
p14	13:00:48.864	1:34.329	+20.890	24.004	31.228								
(277) Christian Pedersen													
1	12:42:23.500	1:19.736	+6.075	28.758	32.945	18.033							
2	12:43:37.161	1:13.661		24.108	31.591	17.962							
3	12:44:54.600	1:17.439	+3.778	24.034	33.349	20.056							
4	12:46:15.490	1:20.890	+7.229	24.687	36.524	19.679							
5	12:47:51.878	1:36.388	+22.727	24.078	38.004	34.306							
6	12:49:29.242	1:37.364	+23.703	29.743	46.240	21.381							
7	12:50:57.996	1:28.754	+15.093	29.978	32.290	26.486							
8	12:52:15.231	1:17.235	+3.574	25.253	32.536	19.446							
9	12:53:36.645	1:21.414	+7.753	26.105	35.769	19.540							
10	12:54:52.042	1:15.397	+1.736	24.108	32.742	18.547							
11	12:56:08.629	1:16.587	+2.926	24.214	33.594	18.779							
12	12:57:25.619	1:16.990	+3.329	23.881	33.451	19.658							
13	12:58:43.073	1:17.454	+3.793	24.910	33.182	19.362							
14	13:00:01.021	1:17.948	+4.287	25.638	33.279	19.031							
15	13:01:16.830	1:15.809	+2.148	24.004	33.111	18.694							
(684) Mads Pedersen													
1	12:42:24.323	1:12.601	+3.305	24.766	30.829	17.006							
2	12:43:34.145	1:09.822	+0.526	22.903	29.933	16.986							
3	12:44:43.742	1:09.597	+0.301	22.630	29.871	17.096							
4	12:45:56.954	1:13.212	+3.916	23.129	31.465	18.618							
5	12:47:38.364	1:41.410	+32.114	25.912	45.533	29.965							
6	12:49:18.817	1:40.453	+31.157	29.745	52.194	18.514							
7	12:50:28.462	1:09.645	+0.349	22.732	29.917	16.996							
8	12:51:37.758	1:09.296		22.402	30.010	16.884							
9	12:52:48.473	1:10.715	+1.419	22.478	30.535	17.702							
p10	12:54:11.065	1:22.592	+13.296	22.873	31.544								
(314) Ronnie Nielsen													
1	12:43:24.518	1:20.990	+7.010	26.721	35.129	19.140							
2	12:44:42.326	1:17.808	+3.828	25.177	33.282	19.349							
3	12:46:01.611	1:19.285	+5.305	25.653	34.525	19.107							
4	12:47:40.348	1:38.737	+24.757	25.143	42.560	31.034							
5	12:49:22.085	1:41.737	+27.757	28.642	52.243	20.852							
6	12:50:38.508	1:16.423	+2.443	25.046	32.825	18.552							
7	12:51:53.631	1:15.123	+1.143	24.011	32.374	18.738							
8	12:53:10.732	1:17.101	+3.121	24.543	34.334	18.224							
9	12:54:25.915	1:15.183	+1.203	24.114	32.831	18.238							
10	12:55:39.895	1:13.980		23.749	32.109	18.122							
11	12:56:54.598	1:14.703	+0.723	24.128	32.302	18.273							
12	12:58:38.449	1:43.851	+29.871	25.064	58.808	19.979							
13	12:59:54.262	1:15.813	+1.833	24.819	33.035	17.959							
14	13:01:10.218	1:15.956	+1.976	24.272	32.391	19.293							
(94) Mikael Petersen													
1	12:42:31.677	1:23.141	+8.106	27.836	36.380	18.925							
2	12:43:46.712	1:15.035		24.685	32.444	17.906							
3	12:45:04.776	1:18.064	+3.029	24.326	35.502	18.236							
4	12:47:05.744	2:00.968	+45.933	32.496	57.363	31.109							
5	12:48:54.363	1:48.619	+33.584	41.212	46.887	20.520							
6	12:50:10.728	1:16.365	+1.330	24.506	32.649	19.210							
7	12:51:28.029	1:17.301	+2.266	25.482	33.180	18.639							
8	12:52:43.821	1:15.792	+0.757	24.057	33.107	18.628							
9	12:54:02.216	1:18.395	+3.360	25.508	33.816	19.071							
10	12:55:17.447	1:15.231	+0.196	24.238	32.330	18.663							
11	12:56:32.849	1:15.402	+0.367	23.930	33.093	18.379							
12	12:57:49.205	1:16.356	+1.321	24.830	33.249	18.277							
p13	12:59:20.845	1:31.640	+16.605	27.125	32.534								
(66) Jorgen Thaulov													
1	12:42:28.031	1:23.069	+7.297	29.640	34.987	18.442							
2	12:43:46.269	1:18.238	+2.466	24.274	34.832	19.132							
3	12:45:06.395	1:20.126	+4.354	24.550	35.206	20.370							
4	12:47:10.180	2:03.785	+48.013	34.441	56.686	32.658							
5	12:48:57.737	1:47.557	+31.785	39.849	47.488	20.220							
6	12:50:14.961	1:17.224	+1.452	24.205	33.791	19.228							
7	12:51:32.099	1:17.138	+1.366	24.319	33.698	19.121							
8	12:52:50.389	1:18.290	+2.518	24.720	34.139	19.431							
9	12:54:07.978	1:17.589	+1.817	25.397	33.974	18.218							
10	12:55:27.130	1:19.152	+3.380	25.440	34.940	18.772							
11	12:56:44.097	1:16.967	+1.195	24.790	33.835	18.342							
12	12:57:59.869	1:15.772		24.470	32.961	18.341							
13	12:59:18.923	1:19.054	+3.282	24.945	35.364	18.745							
p14	13:00:53.548	1:34.625	+18.853	24.098	32.777								
(23) Nanna Moller Kanstrup													

These results are provisional, until the conclusion of any judicial and technical inquiries.


Hans-Jorn Sogaard Andersen
Clerk of the Course


Attila Boros
Chief Timekeeper


CHRONOMOTO
TIMING

Orbits

Padborg Park Open

OK Mobil 1 Legend Car Cup

Padborg Park 2,150 km

Heat 1 - Modified

2018.04.22. 09:15

Race (15:00 and 1 Laps)

POLE POSITION

Rank	Driver	Time
1	88 Villy Jorgensen	1:11.845
2	52 Sorba Taus Kidmose	1:11.100
3	2 Poul Bonde	1:10.938
4	195 Magnus Madsen	1:10.889
5	55 Jacob Ommen	1:10.792
6	63 Freddie Veje	1:10.768
7	11 Rasmus Villads Andersen	1:10.702
8	41 Flemming Jensen	1:10.651
9	24 Anders Eriksen	1:10.563
10	17 Anders Sonne Hyrup	1:10.500
11	188 Jens ostergaard Frederiksen	1:10.434
12	27 Calle Helbo	1:10.339
13	89 Jorgen Andersen	1:10.321
14	744 Martin Doktor	1:10.151
15	87 Henrik Vejen	1:10.068
16	21 Michael Sovang Christensen	1:09.955
17	36 Torben M. Sorensen	1:09.922
18	133 Mirza Ahmetagic	1:09.526
19	177 Lars Bohnensach Ebbesen	1:09.068
20	5 Frederik Valdemar Schroder	1:11.846

#39 - 4 pladser pa startgrid i Heat 1 - Overhaler #81 under gul flag / +4 pos. penalty on Heat1 starting grid - overtake #81 under yellow flag

Padborg Park Open


OK Mobil 1 Legend Car Cup

Padborg Park 2,150 km

Heat 1 - Modified

2018.04.22. 09:15

Race (15:00 and 1 Laps)



11	21 7 Mathias Eriksen 1:12.194	22 39 Christian Hansen 1:09.640
12	23 4 Mike Bekke 1:12.296	24 82 Ronni Pedersen 1:12.654
13	25 81 Christian Nissen 1:12.844	26 6 Peter Bekke 1:13.406
14	27 199 Camilla Traerup Christiansen 1:13.411	28 114 Nikolaj Leed 1:13.439
15	29 277 Christian Pedersen 1:13.661	30 314 Ronnie Nielsen 1:13.980
16	31 94 Mikael Petersen 1:15.035	32 66 Jorgen Thaulov 1:15.772
17	33 23 Nanna Moller Kanstrup 1:21.351	34 14 Cliff Hansen
18	35 22 Lars Henrik Kanstrup	36 69 August Hansen
19	37 684 Mads Pedersen 1:09.296	38 45 Mikkel Slavensky Debois 1:12.382

#39 - 4 pladser pa startgrid i Heat 1 - Overhaler #81 under gul flag / +4 pos. penalty on Heat1 starting grid - overtake #81 under yellow flag

Padborg Park Open

Sorted on Laps

OK Mobil 1 Legend Car Cup

Padborg Park 2,150 km

Heat 1 - Modified

2018.04.22. 09:15

Race (15:00 and 1 Laps) started at 9:19:08

Pos	No.	Name	Nat.	Car	Class	Laps	Total Tm	Diff	Gap	Best Tm
1	21	Michael Sovang Christensen	DNK	Legend Chevy Sedan	Legend	13	16:27.484			1:09.453
2	177	Lars Bohnensach Ebbesen	DNK	Ford Coupé	Legend	13	16:27.966	0.482	0.482	1:09.152
3	744	Martin Doktor	DNK	Chevy Sedan 37	Legend	13	16:30.862	3.378	2.896	1:09.942
4	11	Rasmus Villads Andersen	DNK	Ford Sedan 37	Legend	13	16:31.820	4.336	0.958	1:09.931
5	55	Jacob Ommen	DNK	Legend Car Ford Coupe	Legend OB	13	16:31.878	4.394	0.058	1:09.803
6	27	Calle Helbo	DNK	Chevy Coupé 34	Legend	13	16:32.326	4.842	0.448	1:09.847
7	39	Christian Hansen	DNK	Ford Coupe	Legend	13	16:32.693	5.209	0.367	1:08.990
8	41	Flemming Jensen	DNK	Ford Coupe	Legend OB	13	16:33.005	5.521	0.312	1:09.646
9	87	Henrik Vejen	DNK	Ford Sedan	Legend OB	13	16:33.269	5.785	0.264	1:09.134
10	195	Magnus Madsen	DNK	Legends Chevy Coupe	Legend	13	16:35.509	8.025	2.240	1:09.657
11	133	Mirza Ahmetagic	DNK	TMS racing Legend	Legend	13	16:40.418	12.934	4.909	1:09.912
12	17	Anders Sonne Hyrup	DNK	Ford Sedan 1937 Legend	Legend OB	13	16:41.373	13.889	0.955	1:10.163
13	2	Poul Bonde	DNK	Ford Ford Coupe 34	Legend OB	13	16:41.758	14.274	0.385	1:10.188
14	63	Freddie Veje	DNK	Ford Sedan	Legend OB	13	16:42.117	14.633	0.359	1:10.129
15	24	Anders Eriksen	DNK	Legend Ford 34	Legend OB	13	16:50.837	23.353	8.720	1:10.456
16	5	Frederik Valdemar Schroder	DNK	Legend	Legend	13	16:51.566	24.082	0.729	1:10.397
17	88	Villy Jorgensen	DNK	MAN TGC	Legend OB	13	16:56.346	28.862	4.780	1:11.996
18	188	Jens ostergaard Frederiksen	DNK	Ford Sedan 34	Legend OB	13	16:56.424	28.940	0.078	1:10.693
19	52	Sorba Taus Kidmose	DNK	Ford Sedan	Legend OB	13	16:57.084	29.600	0.660	1:11.727
20	82	Ronni Pedersen	DNK	Legend Ford Sedan 34	Legend	13	17:02.841	35.357	5.757	1:12.116
21	7	Mathias Eriksen	DNK	Legend	Legend	13	17:03.290	35.806	0.449	1:12.243
22	4	Mike Bekke	DNK	Chevy Sedan	Legend	13	17:10.972	43.488	7.682	1:11.381
23	199	Camilla Traerup Christiansen	DNK	Legend 34 Chevy Coupe	Legend	13	17:14.089	46.605	3.117	1:12.938
24	114	Nikolaj Leed	DNK	Legend Chevrolet Coupe	Legend	13	17:21.881	54.397	7.792	1:12.787
25	314	Ronnie Nielsen	DNK	Legend Car	Legend	13	17:23.228	55.744	1.347	1:13.719
26	23	Nanna Moller Kanstrup	DNK	Ford Sedan	Legend	13	17:23.491	56.007	0.263	1:13.066
27	69	August Hansen	DNK	Ford Coupe	Legend	13	17:25.164	57.680	1.673	1:12.350
28	66	Jorgen Thaulov	DNK	Legend Chevy Coupe 1934	Legend OB	13	17:26.988	59.504	1.824	1:13.560
29	14	Cliff Hansen	DNK	Ford Ford sedan 37	Legend OB	13	17:29.118	1:01.634	2.130	1:13.203
30	6	Peter Bekke	DNK	Ford Coupe	Legend OB	12	16:29.632	1 Lap	1 Lap	1:11.240
31	94	Mikael Petersen	DNK	Ford Coupe	Legend OB	12	16:37.217	1 Lap	7.585	1:14.406

Not classified (75% = 9 Laps)

277	Christian Pedersen	DNK		Legend	8	11:35.945	5 Laps	4 Laps	1:14.340
45	Mikkel Slavensky Debois	DNK	Legend Ford sedan 1937	Legend	7	10:26.070	6 Laps	1 Lap	1:14.554
22	Lars Henrik Kanstrup	DNK	Legend Car Ford Sedan 37	Legend OB	3	4:06.674	10 Laps	4 Laps	1:11.428
36	Torben M. Sorensen	DNK	Legend car TMS Racing	Legend OB	1	1:54.804	12 Laps	2 Laps	

Announcements

- #89 - DQ - Forlader pit under Lob / Leaving the pit during the race
- #684 - DQ - Forlader pit under Lob / Leaving the pit during the race

Margin of Victory	Avg. Speed	Best Lap Tm	Best Speed	Best Lap by
0.482	101,895	1:08.990	112,190	39 - Christian Hansen

Orbits

These results are provisional, until the conclusion of any judicial and technical inquiries.



Hans-Jorn Sogaard Andersen
Clerk of the Course



Attila Boros
Chief Timekeeper



CHRONOMOTO
TIMING

Padborg Park Open

Sorted on Laps

OK Mobil 1 Legend Car Cup

Padborg Park 2,150 km

Heat 1 - Modified

2018.04.22. 09:15

Race (15:00 and 1 Laps) started at 9:19:08

Pos	No.	Name	Nat.	Car	Class	Laps	Total Tm	Diff	Gap	Best Tm
DNS	81	Christian Nissen	DNK	chevy sedan 37 legend	Legend			DNS		
DQ	89	Jorgen Andersen	DNK	Ford Coupe 34	Legend			DQ		
DQ	684	Mads Pedersen	DNK	Chevy 37 Sedan PM2	Legend			DQ		

Announcements

- #89 - DQ - Forlader pit under Lob / Leaving the pit during the race
- #684 - DQ - Forlader pit under Lob / Leaving the pit during the race

Margin of Victory	Avg. Speed	Best Lap Tm	Best Speed	Best Lap by
0.482	101,895	1:08.990	112,190	39 - Christian Hansen

Orbits

These results are provisional, until the conclusion of any judicial and technical inquiries.



Hans-Jorn Sogaard Andersen
Clerk of the Course



Attila Boros
Chief Timekeeper



CHRONOMOTO
TIMING

Padborg Park Open

Sorted on Laps

OK Mobil 1 Legend Car Cup

Padborg Park 2,150 km

Heat 1 - Modified

2018.04.22. 09:15

Race (15:00 and 1 Laps) started at 9:19:08

Pos	No.	Name	Nat.	Car	Class	Laps	Total Tm	Diff	Gap	Best Tm
Legend										
1	21	Michael Sovang Christensen	DNK	Legend Chevy Sedan	Legend	13	16:27.484			1:09.453
2	177	Lars Bohnensach Ebbesen	DNK	Ford Coupé	Legend	13	16:27.966	0.482	0.482	1:09.152
3	744	Martin Doktor	DNK	Chevy Sedan 37	Legend	13	16:30.862	3.378	2.896	1:09.942
4	11	Rasmus Villads Andersen	DNK	Ford Sedan 37	Legend	13	16:31.820	4.336	0.958	1:09.931
5	27	Calle Helbo	DNK	Chevy Coupé 34	Legend	13	16:32.326	4.842	0.506	1:09.847
6	39	Christian Hansen	DNK	Ford Coupe	Legend	13	16:32.693	5.209	0.367	1:08.990
7	195	Magnus Madsen	DNK	Legends Chevy Coupe	Legend	13	16:35.509	8.025	2.816	1:09.657
8	133	Mirza Ahmetagic	DNK	TMS racing Legend	Legend	13	16:40.418	12.934	4.909	1:09.912
9	5	Frederik Valdemar Schroder	DNK	Legend	Legend	13	16:51.566	24.082	11.148	1:10.397
10	82	Ronni Pedersen	DNK	Legend Ford Sedan 34	Legend	13	17:02.841	35.357	11.275	1:12.116
11	7	Mathias Eriksen	DNK	Legend	Legend	13	17:03.290	35.806	0.449	1:12.243
12	4	Mike Bekke	DNK	Chevy Sedan	Legend	13	17:10.972	43.488	7.682	1:11.381
13	199	Camilla Traerup Christiansen	DNK	Legend 34 Chevy Coupe	Legend	13	17:14.089	46.605	3.117	1:12.938
14	114	Nikolaj Leed	DNK	Legend Chevrolet Coupe	Legend	13	17:21.881	54.397	7.792	1:12.787
15	314	Ronnie Nielsen	DNK	Legend Car	Legend	13	17:23.228	55.744	1.347	1:13.719
16	23	Nanna Moller Kanstrup	DNK	Ford Sedan	Legend	13	17:23.491	56.007	0.263	1:13.066
17	69	August Hansen	DNK	Ford Coupe	Legend	13	17:25.164	57.680	1.673	1:12.350

Not classified (75% = 9 Laps)

277	Christian Pedersen	DNK		Legend	8	11:35.945	5 Laps	5 Laps	1:14.340
45	Mikkel Slavensky Debois	DNK	Legend Ford sedan 1937	Legend	7	10:26.070	6 Laps	1 Lap	1:14.554
DNS	81	Christian Nissen	DNK	chevy sedan 37 legend	Legend		DNS		
DQ	89	Jorgen Andersen	DNK	Ford Coupe 34	Legend		DQ		
DQ	684	Mads Pedersen	DNK	Chevy 37 Sedan PM2	Legend		DQ		

Legend OB

1	55	Jacob Ommen	DNK	Legend Car Ford Coupe	Legend OB	13	16:31.878			1:09.803
2	41	Flemming Jensen	DNK	Ford Coupe	Legend OB	13	16:33.005	1.127	1.127	1:09.646
3	87	Henrik Vejen	DNK	Ford Sedan	Legend OB	13	16:33.269	1.391	0.264	1:09.134
4	17	Anders Sonne Hyrup	DNK	Ford Sedan 1937 Legend	Legend OB	13	16:41.373	9.495	8.104	1:10.163
5	2	Poul Bonde	DNK	Ford Ford Coupe 34	Legend OB	13	16:41.758	9.880	0.385	1:10.188
6	63	Freddie Veje	DNK	Ford Sedan	Legend OB	13	16:42.117	10.239	0.359	1:10.129
7	24	Anders Eriksen	DNK	Legend Ford 34	Legend OB	13	16:50.837	18.959	8.720	1:10.456
8	88	Villy Jorgensen	DNK	MAN TGC	Legend OB	13	16:56.346	24.468	5.509	1:11.996
9	188	Jens ostergaard Frederiksen	DNK	Ford Sedan 34	Legend OB	13	16:56.424	24.546	0.078	1:10.693

Announcements

- #89 - DQ - Forlader pit under Lob / Leaving the pit during the race
- #684 - DQ - Forlader pit under Lob / Leaving the pit during the race

Margin of Victory	Avg. Speed	Best Lap Tm	Best Speed	Best Lap by
0.482	101,895	1:08.990	112,190	39 - Christian Hansen

Orbits


Hans-Jorn Sogaard Andersen
Clerk of the Course


Attila Boros
Chief Timekeeper

Padborg Park Open

Sorted on Laps

OK Mobil 1 Legend Car Cup

Padborg Park 2,150 km

Heat 1 - Modified

2018.04.22. 09:15

Race (15:00 and 1 Laps) started at 9:19:08

Pos	No.	Name	Nat.	Car	Class	Laps	Total Tm	Diff	Gap	Best Tm
10	52	Sorba Taus Kidmose	DNK	Ford Sedan	Legend OB	13	16:57.084	25.206	0.660	1:11.727
11	66	Jorgen Thaulov	DNK	Legend Chevy Coupe 1934	Legend OB	13	17:26.988	55.110	29.904	1:13.560
12	14	Cliff Hansen	DNK	Ford Ford sedan 37	Legend OB	13	17:29.118	57.240	2.130	1:13.203
13	6	Peter Bekke	DNK	Ford Coupe	Legend OB	12	16:29.632	1 Lap	1 Lap	1:11.240
14	94	Mikael Petersen	DNK	Ford Coupe	Legend OB	12	16:37.217	1 Lap	7.585	1:14.406

Not classified (75% = 9 Laps)

22	Lars Henrik Kanstrup	DNK	Legend Car Ford Sedan 37	Legend OB	3	4:06.674	10 Laps	9 Laps	1:11.428
36	Torben M. Sorensen	DNK	Legend car TMS Racing	Legend OB	1	1:54.804	12 Laps	2 Laps	

Announcements

- #89 - DQ - Forlader pit under Lob / Leaving the pit during the race
- #684 - DQ - Forlader pit under Lob / Leaving the pit during the race

Margin of Victory	Avg. Speed	Best Lap Tm	Best Speed	Best Lap by
0.482	101,895	1:08.990	112,190	39 - Christian Hansen

Orbits

These results are provisional, until the conclusion of any judicial and technical inquiries.



Hans-Jorn Sogaard Andersen
Clerk of the Course



Attila Boros
Chief Timekeeper



CHRONOMOTO
TIMING

Padborg Park Open

OK Mobil 1 Legend Car Cup

Padborg Park 2,150 km

Heat 1

2018.04.22. 09:15

Race (15:00 and 1 Laps) started at 9:19:08

Lap	Time of Day	Lap Tm	Diff	S1 Tm	S2 Tm	S3 Tm	Lap	Time of Day	Lap Tm	Diff	S1 Tm	S2 Tm	S3 Tm
(21) Michael Sovang Christensen							(27) Calle Helbo						
1	9:20:43.506	1:13.546	+4.093	24.601	31.400	17.545	1	9:20:44.965	1:15.359	+5.512	25.497	32.196	17.666
2	9:21:55.507	1:12.001	+2.548	23.630	31.121	17.250	2	9:21:56.890	1:11.925	+2.078	23.498	31.166	17.261
3	9:23:06.074	1:10.567	+1.114	23.113	30.198	17.256	3	9:23:07.900	1:11.010	+1.163	23.666	30.044	17.300
4	9:24:23.255	1:17.181	+7.728	22.526	31.254	23.401	4	9:24:25.226	1:17.326	+7.479	22.668	30.393	24.265
5	9:26:17.841	1:54.586	+45.133	41.518	54.415	18.653	5	9:26:18.611	1:53.385	+43.538	40.959	53.986	18.440
6	9:27:27.294	1:09.453		22.678	29.823	16.952	6	9:27:28.492	1:09.881	+0.034	22.561	30.132	17.188
7	9:28:37.177	1:09.883	+0.430	22.480	30.353	17.050	7	9:28:38.529	1:10.037	+0.190	22.572	29.905	17.560
8	9:29:46.987	1:09.810	+0.357	22.692	30.123	16.995	8	9:29:49.360	1:10.831	+0.984	23.257	30.213	17.361
9	9:30:56.797	1:09.810	+0.357	22.585	30.102	17.123	9	9:30:59.713	1:10.353	+0.506	22.985	30.165	17.203
10	9:32:06.531	1:09.734	+0.281	22.580	29.989	17.165	10	9:32:09.734	1:10.021	+0.174	22.743	30.254	17.024
11	9:33:16.280	1:09.749	+0.296	22.668	30.116	16.965	11	9:33:19.581	1:09.847		22.907	29.931	17.009
12	9:34:26.156	1:09.876	+0.423	22.797	29.973	17.106	12	9:34:29.969	1:10.388	+0.541	22.825	30.350	17.213
13	9:35:36.146	1:09.990	+0.537	23.255	30.006	16.729	13	9:35:40.988	1:11.019	+1.172	23.157	30.695	17.167
(177) Lars Bohnsach Ebbesen							(39) Christian Hansen						
1	9:20:44.338	1:14.483	+5.331	25.530	31.079	17.874	1	9:20:45.086	1:14.761	+5.771	24.717	32.099	17.945
2	9:21:55.927	1:11.589	+2.437	23.908	30.656	17.025	2	9:21:57.908	1:12.822	+3.832	23.746	31.026	18.050
3	9:23:06.418	1:10.491	+1.339	23.193	30.416	16.882	3	9:23:09.950	1:12.042	+3.052	24.210	30.671	17.161
4	9:24:23.960	1:17.542	+8.390	22.678	31.024	23.840	4	9:24:30.838	1:20.888	+11.898	23.589	31.698	25.601
5	9:26:18.256	1:54.296	+45.144	41.604	54.137	18.554	5	9:26:23.693	1:52.855	+43.865	39.911	53.414	19.530
6	9:27:27.976	1:09.720	+0.568	22.683	30.087	16.950	6	9:27:34.198	1:10.505	+1.515	23.207	30.404	16.894
7	9:28:37.725	1:09.749	+0.597	22.545	29.848	17.356	7	9:28:43.313	1:09.115	+0.125	22.708	29.663	16.744
8	9:29:47.862	1:10.137	+0.985	22.812	30.177	17.148	8	9:29:53.800	1:10.487	+1.497	23.386	29.827	17.274
9	9:30:57.617	1:09.755	+0.603	23.011	30.052	16.692	9	9:31:02.790	1:08.990		22.654	29.698	16.638
10	9:32:06.769	1:09.152		22.426	29.737	16.989	10	9:32:12.064	1:09.274	+0.284	22.668	29.841	16.765
11	9:33:16.534	1:09.765	+0.613	22.565	30.157	17.043	11	9:33:21.387	1:09.323	+0.333	22.642	29.963	16.718
12	9:34:26.416	1:09.882	+0.730	22.644	30.237	17.001	12	9:34:31.205	1:09.818	+0.828	22.668	30.381	16.769
13	9:35:36.628	1:10.212	+1.060	23.068	30.203	16.941	13	9:35:41.355	1:10.150	+1.160	22.816	30.571	16.763
(744) Martin Doktor							(41) Flemming Jensen						
1	9:20:42.552	1:13.808	+3.866	24.198	31.815	17.795	1	9:20:43.155	1:14.745	+5.099	24.979	31.895	17.871
2	9:21:55.201	1:12.649	+2.707	23.236	31.406	18.007	2	9:21:55.760	1:12.605	+2.959	23.418	31.329	17.858
3	9:23:05.623	1:10.422	+0.480	23.340	29.882	17.200	3	9:23:08.332	1:12.572	+2.926	23.412	31.323	17.837
4	9:24:22.360	1:16.737	+6.795	22.581	31.275	22.881	4	9:24:26.066	1:17.734	+8.088	23.744	30.437	23.553
5	9:26:17.435	1:55.075	+45.133	41.493	55.079	18.503	5	9:26:21.077	1:55.011	+45.365	40.945	54.800	19.266
6	9:27:27.646	1:10.211	+0.269	22.780	30.015	17.416	6	9:27:31.033	1:09.956	+0.310	22.758	29.838	17.360
7	9:28:37.996	1:10.350	+0.408	22.603	30.436	17.311	7	9:28:40.943	1:09.910	+0.264	22.898	29.954	17.058
8	9:29:48.711	1:10.715	+0.773	23.458	30.052	17.205	8	9:29:50.955	1:10.012	+0.366	22.804	30.034	17.174
9	9:30:58.937	1:10.226	+0.284	23.130	29.996	17.100	9	9:31:00.960	1:10.005	+0.359	22.767	30.149	17.089
10	9:32:09.113	1:10.176	+0.234	22.724	29.987	17.465	10	9:32:10.606	1:09.646		22.898	29.709	17.039
11	9:33:19.055	1:09.942		22.842	30.004	17.096	11	9:33:20.356	1:09.750	+0.104	22.759	30.137	16.854
12	9:34:29.531	1:10.476	+0.534	22.895	30.067	17.514	12	9:34:30.575	1:10.219	+0.573	23.049	30.024	17.146
13	9:35:39.524	1:09.993	+0.051	22.993	30.146	16.854	13	9:35:41.667	1:11.092	+1.446	23.048	30.773	17.271
(11) Rasmus Villads Andersen							(87) Henrik Vejen						
1	9:20:41.192	1:13.237	+3.306	24.535	31.619	17.083	1	9:20:44.464	1:14.756	+5.622	24.490	32.183	18.083
2	9:21:52.234	1:11.042	+1.111	23.218	30.672	17.152	2	9:21:57.361	1:12.897	+3.763	24.259	31.299	17.339
3	9:23:02.773	1:10.539	+0.608	23.312	30.217	17.010	3	9:23:09.179	1:11.818	+2.684	24.158	30.770	16.890
4	9:24:20.496	1:17.723	+7.792	23.025	30.240	24.458	4	9:24:27.988	1:18.809	+9.675	23.078	32.743	22.988
5	9:26:16.013	1:55.517	+45.586	42.182	55.111	18.224	5	9:26:22.783	1:54.795	+45.661	41.104	54.355	19.336
6	9:27:26.106	1:10.093	+0.162	23.006	30.240	16.847	6	9:27:33.471	1:10.688	+1.554	23.562	30.053	17.073
7	9:28:37.670	1:11.564	+1.633	23.253	30.636	17.675	7	9:28:43.566	1:10.095	+0.961	22.627	30.153	17.315
8	9:29:48.814	1:11.144	+1.213	23.612	30.200	17.332	8	9:29:54.232	1:10.666	+1.532	23.399	29.843	17.424
9	9:30:59.416	1:10.602	+0.671	23.352	30.264	16.986	9	9:31:03.613	1:09.381	+0.247	22.469	29.817	17.095
10	9:32:09.389	1:09.973	+0.042	22.922	30.179	16.872	10	9:32:13.388	1:09.775	+0.641	22.477	30.317	16.981
11	9:33:19.320	1:09.931		23.024	30.114	16.793	11	9:33:23.132	1:09.744	+0.610	22.661	30.025	17.058
12	9:34:29.766	1:10.446	+0.515	22.950	30.333	17.163	12	9:34:32.266	1:09.134		22.485	29.810	16.839
13	9:35:40.482	1:10.716	+0.785	23.204	30.758	16.754	13	9:35:41.931	1:09.665	+0.531	22.640	30.039	16.986
(55) Jacob Ommen							(195) Magnus Madsen						
1	9:20:42.276	1:14.570	+4.767	24.595	32.254	17.721	1	9:20:40.108	1:12.405	+2.748	23.919	31.138	17.348
2	9:21:54.408	1:12.132	+2.329	23.334	31.257	17.541	2	9:21:50.696	1:10.588	+0.931	22.819	30.693	17.076
3	9:23:05.212	1:10.804	+1.001	23.005	30.218	17.581	3	9:23:01.263	1:10.567	+0.910	22.963	30.602	17.002
4	9:24:21.235	1:16.023	+6.220	22.818	30.315	22.890	4	9:24:19.924	1:18.661	+9.004	22.907	30.395	25.359
5	9:26:16.620	1:55.385	+45.582	42.059	54.860	18.466	5	9:26:15.614	1:55.690	+46.033	42.036	55.324	18.330
6	9:27:26.423	1:09.803		22.814	30.012	16.977	6	9:27:25.486	1:09.872	+0.215	22.726	30.222	16.924
7	9:28:37.492	1:11.069	+1.266	23.141	30.450	17.478	7	9:28:35.552	1:10.066	+0.409	22.914	30.325	16.827
8	9:29:47.803	1:10.311	+0.508	22.911	29.933	17.467	8	9:29:52.386	1:16.834	+7.177	22.891	30.368	23.575
9	9:30:58.612	1:10.809	+1.006	23.082	30.466	17.261	9	9:31:03.207	1:10.821	+1.164	23.213	30.323	17.285
10	9:32:08.848	1:10.236	+0.433	22.693	30.277	17.266	10	9:32:13.119	1:09.912	+0.255	22.746	30.355	16.811
11	9:33:18.852	1:10.004	+0.201	22.971	30.022	17.011	11	9:33:23.850	1:10.731	+1.074	22.819	30.815	17.097
12	9:34:28.955	1:10.103	+0.300	22.884	30.050	17.169							

These results are provisional, until the conclusion of any judicial and technical inquiries.

Hans-Jorn Sogaard Andersen
Clerk of the Course

Attila Boros
Chief Timekeeper



Padborg Park Open

OK Mobil 1 Legend Car Cup

Padborg Park 2,150 km

Heat 1

2018.04.22. 09:15

Race (15:00 and 1 Laps) started at 9:19:08

Lap	Time of Day	Lap Tm	Diff	S1 Tm	S2 Tm	S3 Tm	Lap	Time of Day	Lap Tm	Diff	S1 Tm	S2 Tm	S3 Tm
12	9:34:33.507	1:09.657		22.825	30.056	16.776	11	9:33:38.197	1:10.456		22.853	30.334	17.269
13	9:35:44.171	1:10.664	+1.007	22.894	30.793	16.977	12	9:34:49.009	1:10.812	+0.356	22.941	30.533	17.338
(133) Mirza Ahmetagic							(5) Frederik Valdemar Schroder						
1	9:20:45.576	1:15.288	+5.376	25.295	31.935	18.058	1	9:20:45.881	1:15.177	+4.780	25.213	31.874	18.090
2	9:21:58.280	1:12.704	+2.792	23.675	31.251	17.778	2	9:21:58.586	1:12.705	+2.308	23.837	31.097	17.771
3	9:23:11.618	1:13.338	+3.426	24.521	31.157	17.660	3	9:23:10.994	1:12.408	+2.011	24.012	31.057	17.339
4	9:24:34.242	1:22.624	+12.712	23.383	33.713	25.528	4	9:24:32.492	1:21.498	+11.101	23.717	33.162	24.619
5	9:26:26.081	1:51.839	+41.927	39.165	53.814	18.860	5	9:26:24.910	1:52.418	+42.021	39.882	53.224	19.312
6	9:27:36.838	1:10.757	+0.845	22.798	30.458	17.501	6	9:27:37.584	1:12.674	+2.277	23.312	30.789	18.573
7	9:28:46.950	1:10.112	+0.200	22.768	30.080	17.264	7	9:28:49.844	1:12.260	+1.863	23.657	31.272	17.331
8	9:29:57.505	1:10.555	+0.643	22.591	30.451	17.513	8	9:30:04.085	1:14.241	+3.844	23.303	33.079	17.859
9	9:31:07.536	1:10.031	+0.119	22.440	30.224	17.367	9	9:31:16.411	1:12.326	+1.929	23.377	31.533	17.416
10	9:32:17.805	1:10.269	+0.357	23.045	30.299	16.925	10	9:32:28.446	1:12.035	+1.638	23.338	31.067	17.630
11	9:33:28.792	1:10.987	+1.075	23.083	30.535	17.369	11	9:33:39.097	1:10.651	+0.254	23.158	30.408	17.085
12	9:34:38.704	1:09.912		22.921	30.022	16.969	12	9:34:49.494	1:10.397		22.959	30.317	17.121
13	9:35:49.080	1:10.376	+0.464	22.862	30.222	17.292	13	9:36:00.228	1:10.734	+0.337	22.971	30.490	17.273
(17) Anders Sonne Hyrup							(88) Villy Jorgensen						
1	9:20:43.745	1:14.928	+4.765	24.820	31.913	18.195	1	9:20:41.911	1:14.800	+2.804	24.580	32.296	17.924
2	9:21:57.003	1:13.258	+3.095	23.821	30.994	18.443	2	9:21:54.926	1:13.015	+1.019	23.526	31.262	18.227
3	9:23:09.778	1:12.775	+2.612	24.179	30.993	17.603	3	9:23:08.014	1:13.088	+1.092	23.758	31.707	17.623
4	9:24:31.278	1:21.500	+11.337	24.383	32.204	24.913	4	9:24:27.306	1:19.292	+7.296	24.059	32.505	22.728
5	9:26:24.231	1:52.953	+42.790	39.915	53.326	19.712	5	9:26:22.516	1:55.210	+43.214	41.327	54.265	19.618
6	9:27:35.709	1:11.478	+1.315	23.082	31.319	17.077	6	9:27:37.255	1:14.739	+2.743	24.076	31.978	18.685
7	9:28:45.872	1:10.163		22.688	30.372	17.103	7	9:28:49.599	1:12.344	+0.348	23.814	31.129	17.401
8	9:29:56.276	1:10.404	+0.241	22.835	30.183	17.386	8	9:30:02.681	1:13.082	+1.086	23.555	31.518	18.009
9	9:31:06.899	1:10.623	+0.460	22.672	30.699	17.252	9	9:31:15.664	1:12.983	+0.987	24.076	31.341	17.566
10	9:32:17.207	1:10.308	+0.145	22.869	30.371	17.068	10	9:32:28.144	1:12.480	+0.484	23.660	31.227	17.593
11	9:33:28.851	1:11.644	+1.481	23.444	30.690	17.510	11	9:33:40.140	1:11.996		23.604	30.952	17.440
12	9:34:39.822	1:10.971	+0.808	23.300	30.452	17.219	12	9:34:52.364	1:12.224	+0.228	23.542	31.093	17.589
13	9:35:50.035	1:10.213	+0.050	22.839	30.301	17.073	13	9:36:05.008	1:12.644	+0.648	23.749	31.404	17.491
(2) Poul Bonde							(188) Jens ostergaard Frederiksen						
1	9:20:43.248	1:15.184	+4.996	24.718	32.493	17.973	1	9:20:46.630	1:15.878	+5.185	25.624	32.337	17.917
2	9:21:56.553	1:13.305	+3.117	23.623	31.299	18.383	2	9:21:59.935	1:13.305	+2.612	24.043	31.452	17.810
3	9:23:09.501	1:12.948	+2.760	24.675	30.869	17.404	3	9:23:12.638	1:12.703	+2.010	23.631	31.625	17.447
4	9:24:29.153	1:19.652	+9.464	23.279	32.484	23.889	4	9:24:35.657	1:23.019	+12.326	23.408	33.661	25.950
5	9:26:23.363	1:54.210	+44.022	40.781	53.792	19.637	5	9:26:28.623	1:52.966	+42.273	38.917	53.789	20.260
6	9:27:34.635	1:11.272	+1.084	23.359	30.815	17.098	6	9:27:40.218	1:11.595	+0.902	23.332	30.910	17.353
7	9:28:45.385	1:10.750	+0.562				7	9:28:51.243	1:11.025	+0.332	23.124	30.680	17.221
8	9:29:55.573	1:10.188					8	9:30:03.727	1:12.484	+1.791	23.128	31.238	18.118
9	9:31:06.066	1:10.493	+0.305				9	9:31:16.569	1:12.842	+2.149	23.534	31.440	17.868
10	9:32:17.136	1:11.070	+0.882				10	9:32:30.120	1:13.551	+2.858	23.631	32.297	17.623
11	9:33:28.513	1:11.377	+1.189				11	9:33:40.813	1:10.693		23.164	30.392	17.137
12	9:34:39.413	1:10.900	+0.712				12	9:34:52.680	1:11.867	+1.174	23.354	31.137	17.376
13	9:35:50.420	1:11.007	+0.819				13	9:36:05.086	1:12.406	+1.713	23.770	31.362	17.274
(63) Freddie Vejle							(52) Sorba Taus Kidmose						
1	9:20:44.111	1:15.606	+5.477	25.517	31.824	18.265	1	9:20:42.814	1:15.319	+3.592	24.665	32.232	18.422
2	9:21:57.570	1:13.459	+3.330	23.964	31.244	18.251	2	9:21:56.418	1:13.604	+1.877	23.304	31.421	18.879
3	9:23:10.620	1:13.050	+2.921	24.389	31.407	17.254	3	9:23:11.278	1:14.860	+3.133	25.118	31.536	18.206
4	9:24:31.894	1:21.274	+11.145	23.895	32.416	24.963	4	9:24:33.561	1:22.283	+10.556	23.578	33.267	25.438
5	9:26:24.582	1:52.688	+42.559	39.915	53.162	19.611	5	9:26:25.336	1:51.775	+40.048	39.289	53.178	19.308
6	9:27:36.224	1:11.642	+1.513	23.421	30.848	17.373	6	9:27:37.322	1:11.986	+0.259	23.192	31.096	17.698
7	9:28:46.353	1:10.129		22.794	30.465	16.870	7	9:28:50.442	1:13.120	+1.393	24.047	31.244	17.829
8	9:29:56.782	1:10.429	+0.300	22.869	30.280	17.280	8	9:30:03.228	1:12.786	+1.059	23.236	31.585	17.965
9	9:31:07.248	1:10.466	+0.337	22.761	30.372	17.333	9	9:31:16.148	1:12.920	+1.193	23.785	31.399	17.736
10	9:32:18.582	1:11.334	+1.205	23.197	31.002	17.135	10	9:32:28.654	1:12.506	+0.779	23.376	31.204	17.926
11	9:33:29.487	1:10.905	+0.776	22.873	30.553	17.479	11	9:33:40.381	1:11.727		23.321	30.855	17.551
12	9:34:40.263	1:10.776	+0.647	23.060	30.465	17.251	12	9:34:52.973	1:12.592	+0.865	23.438	31.084	18.070
13	9:35:50.779	1:10.516	+0.387	22.899	30.332	17.285	13	9:36:05.746	1:12.773	+1.046	23.638	31.413	17.722
(24) Anders Eriksen							(82) Ronni Pedersen						
1	9:20:45.299	1:15.814	+5.358	25.268	32.247	18.299	1	9:20:49.183	1:16.760	+4.644	25.724	32.975	18.061
2	9:21:58.899	1:13.600	+3.144	24.665	31.193	17.742	2	9:22:02.997	1:13.814	+1.698	23.695	31.757	18.362
3	9:23:11.957	1:13.058	+2.602	24.164	31.518	17.376	3	9:23:16.204	1:13.207	+1.091	23.681	31.812	17.714
4	9:24:35.091	1:23.134	+12.678	23.276	33.869	25.989	4	9:24:38.974	1:22.770	+10.654	24.477	32.662	25.631
5	9:26:26.850	1:51.759	+41.303	38.882	53.716	19.161	5	9:26:31.399	1:52.425	+40.309	38.104	54.345	19.976
6	9:27:37.736	1:10.886	+0.430	22.955	30.365	17.566	6	9:27:43.878	1:12.479	+0.363	23.731	31.271	17.477
7	9:28:50.113	1:12.377	+1.921	23.819	31.193	17.365	7	9:28:56.176	1:12.298	+0.182	23.208	31.386	17.704
8	9:30:03.033	1:12.920	+2.464	23.273	31.405	18.242	8	9:30:08.292	1:12.116		23.477	31.087	17.552
9	9:31:15.973	1:12.940	+2.484	23.824	31.382	17.734	9	9:31:20.673	1:12.381	+0.265	23.457	31.259	17.665
10	9:32:27.741	1:11.768	+1.312	23.316	30.838	17.614							

These results are provisional, until the conclusion of any judicial and technical inquiries.

Hans-Jorn Sogaard Andersen
Clerk of the Course

Attila Boros
Chief Timekeeper

CHROMOMOTO
TIMING

Padborg Park Open

OK Mobil 1 Legend Car Cup

Padborg Park 2,150 km

Heat 1

2018.04.22. 09:15

Race (15:00 and 1 Laps) started at 9:19:08

Lap	Time of Day	Lap Tm	Diff	S1 Tm	S2 Tm	S3 Tm	Lap	Time of Day	Lap Tm	Diff	S1 Tm	S2 Tm	S3 Tm
10	9:32:33.287	1:12.614	+0.498	23.507	31.464	17.643	9	9:31:35.900	1:14.224	+0.505	24.228	32.083	17.913
11	9:33:45.734	1:12.447	+0.331	23.388	31.471	17.588	10	9:32:49.894	1:13.994	+0.275	24.268	31.667	18.059
12	9:34:58.290	1:12.556	+0.440	23.683	31.471	17.402	11	9:34:03.613	1:13.719		23.906	31.853	17.960
13	9:36:11.503	1:13.213	+1.097	23.719	31.334	18.160	12	9:35:17.594	1:13.981	+0.262	23.941	31.874	18.166
							13	9:36:31.890	1:14.296	+0.577	24.963	31.431	17.902
(7) Mathias Eriksen							(23) Nanna Moller Kanstrup						
1	9:20:48.821	1:16.363	+4.120	25.415	32.560	18.388	1	9:20:56.662	1:19.827	+6.761	26.493	34.430	18.904
2	9:22:02.246	1:13.425	+1.182	23.630	31.454	18.341	2	9:22:12.564	1:15.902	+2.836	24.403	33.252	18.247
3	9:23:15.185	1:12.939	+0.696	23.856	31.331	17.752	3	9:23:27.743	1:15.179	+2.113	24.359	32.541	18.279
4	9:24:38.264	1:23.079	+10.836	25.295	31.694	26.090	4	9:24:51.314	1:23.571	+10.505	24.667	38.396	20.508
5	9:26:30.177	1:51.913	+39.670	37.624	54.154	20.135	5	9:26:37.840	1:46.526	+33.460	34.308	51.890	20.328
6	9:27:43.041	1:12.864	+0.621	23.778	31.192	17.894	6	9:27:52.940	1:15.100	+2.034	24.153	32.161	18.786
7	9:28:55.406	1:12.365	+0.122	23.450	31.214	17.701	7	9:29:09.335	1:16.395	+3.329	25.236	32.813	18.346
8	9:30:07.840	1:12.434	+0.191	23.711	31.219	17.504	8	9:30:22.841	1:13.506	+0.440	23.661	31.928	17.917
9	9:31:20.083	1:12.243		23.699	30.858	17.686	9	9:31:38.446	1:15.605	+2.539	24.025	32.992	18.588
10	9:32:32.696	1:12.613	+0.370	23.507	31.409	17.697	10	9:32:52.177	1:13.731	+0.665	24.044	31.789	17.898
11	9:33:45.347	1:12.651	+0.408	23.709	31.317	17.625	11	9:34:05.577	1:13.400	+0.334	23.411	31.765	18.224
12	9:34:58.646	1:13.299	+1.056	23.918	31.443	17.938	12	9:35:19.087	1:13.510	+0.444	24.149	31.580	17.781
13	9:36:11.952	1:13.306	+1.063	23.779	31.408	18.119	13	9:36:32.153	1:13.066		23.764	31.498	17.804
(4) Mike Bekke							(69) August Hansen						
1	9:20:47.678	1:15.715	+4.334	25.553	32.027	18.135	1	9:20:54.643	1:18.162	+5.812	25.214	33.796	19.152
2	9:22:00.303	1:12.625	+1.244	23.275	31.389	17.961	2	9:22:09.942	1:15.299	+2.949	24.076	32.793	18.430
3	9:23:13.027	1:12.724	+1.343	23.623	31.571	17.530	3	9:23:24.602	1:14.660	+2.310	25.192	32.051	17.417
4	9:24:36.429	1:23.402	+12.021	23.233	33.845	26.324	4	9:24:44.570	1:19.968	+7.618	24.609	33.999	21.360
5	9:26:29.199	1:52.770	+41.389	39.063	53.939	19.768	5	9:26:33.397	1:48.827	+36.477	36.879	52.240	19.708
6	9:27:41.004	1:11.805	+0.424	23.191	30.692	17.922	6	9:27:46.384	1:12.987	+0.637	23.700	31.483	17.804
7	9:28:52.807	1:11.803	+0.422	23.005	31.342	17.456	7	9:29:11.506	1:25.122	+12.772	34.978	32.456	17.688
8	9:30:04.917	1:12.110	+0.729	23.182	30.870	18.058	8	9:30:23.856	1:12.350		23.783	31.512	17.055
9	9:31:17.121	1:12.204	+0.823	22.982	31.410	17.812	9	9:31:37.968	1:14.112	+1.762	23.913	32.662	17.537
10	9:32:43.682	1:26.561	+15.180	23.242	44.826	18.493	10	9:32:51.124	1:13.156	+0.806	24.108	31.276	17.772
11	9:33:55.063	1:11.381		23.129	30.781	17.471	11	9:34:05.248	1:14.124	+1.774	24.097	32.094	17.933
12	9:35:06.615	1:11.552	+0.171	23.321	30.713	17.518	12	9:35:19.412	1:14.164	+1.814	23.962	31.300	18.902
13	9:36:19.634	1:13.019	+1.638	23.452	31.692	17.875	13	9:36:33.826	1:14.414	+2.064	24.975	31.655	17.784
(199) Camilla Traerup Christiansen							(66) Jorgen Thaulov						
1	9:20:50.417	1:16.757	+3.819	24.990	33.418	18.349	1	9:20:56.264	1:20.015	+6.455	26.764	34.478	18.773
2	9:22:05.896	1:15.479	+2.541	24.116	32.956	18.407	2	9:22:12.033	1:15.769	+2.209	24.223	33.373	18.173
3	9:23:20.253	1:14.357	+1.419	23.845	32.414	18.098	3	9:23:29.181	1:17.148	+3.588	24.456	33.718	18.974
4	9:24:40.185	1:19.932	+6.994	24.188	32.574	23.170	4	9:24:53.664	1:24.483	+10.923	24.864	38.411	21.208
5	9:26:32.756	1:52.571	+39.633	39.222	53.417	19.932	5	9:26:39.825	1:46.161	+32.601	36.004	49.211	20.946
6	9:27:45.694	1:12.938		23.813	31.486	17.639	6	9:27:53.779	1:13.954	+0.394	24.023	31.915	18.016
7	9:28:59.737	1:14.043	+1.105	24.119	32.263	17.661	7	9:29:10.109	1:16.330	+2.770	24.746	33.642	17.942
8	9:30:13.504	1:13.767	+0.829	24.158	31.940	17.669	8	9:30:24.397	1:14.288	+0.728	24.063	32.390	17.835
9	9:31:27.046	1:13.542	+0.604	24.024	31.878	17.640	9	9:31:39.975	1:15.578	+2.018	24.308	33.482	17.788
10	9:32:41.508	1:14.462	+1.524	24.314	32.408	17.740	10	9:32:53.739	1:13.764	+0.204	23.936	32.332	17.496
11	9:33:55.522	1:14.014	+1.076	23.854	32.180	17.980	11	9:34:08.420	1:14.681	+1.121	23.963	31.894	18.824
12	9:35:08.630	1:13.108	+0.170	23.549	31.604	17.955	12	9:35:22.090	1:13.670	+0.110	24.327	31.680	17.663
13	9:36:22.751	1:14.121	+1.183	23.851	32.174	18.096	13	9:36:35.650	1:13.560		23.791	32.125	17.644
(114) Nikolaj Leed							(14) Cliff Hansen						
1	9:20:58.246	1:20.125	+7.338	27.075	34.557	18.493	1	9:20:57.839	1:20.506	+7.303	27.362	34.432	18.712
2	9:22:14.257	1:16.011	+3.224	24.750	32.912	18.349	2	9:22:14.339	1:16.500	+3.297	24.832	33.057	18.611
3	9:23:28.603	1:14.346	+1.559	23.364	32.715	18.267	3	9:23:30.324	1:15.985	+2.782	25.001	32.746	18.238
4	9:24:52.843	1:24.240	+11.453	24.555	38.944	20.741	4	9:24:55.228	1:24.904	+11.701	24.646	38.851	21.407
5	9:26:38.638	1:45.795	+33.008	35.366	49.928	20.501	5	9:26:40.305	1:45.077	+31.874	36.138	48.378	20.561
6	9:27:52.413	1:13.775	+0.988	23.694	32.180	17.901	6	9:27:55.473	1:15.168	+1.965	24.257	32.697	18.214
7	9:29:07.080	1:14.667	+1.880	24.309	31.617	18.741	7	9:29:12.242	1:16.769	+3.566	24.746	33.464	18.559
8	9:30:22.177	1:15.097	+2.310	24.014	32.316	18.767	8	9:30:27.619	1:15.377	+2.174	24.536	32.812	18.029
9	9:31:37.191	1:15.014	+2.227	24.176	32.742	18.096	9	9:31:42.498	1:14.879	+1.676	24.274	32.607	17.998
10	9:32:50.386	1:13.195	+0.408	23.698	31.539	17.958	10	9:32:56.250	1:13.752	+0.549	23.828	31.824	18.100
11	9:34:04.507	1:14.121	+1.334	24.340	31.799	17.982	11	9:34:09.453	1:13.203		23.475	31.768	17.960
12	9:35:17.294	1:12.787		23.683	31.444	17.660	12	9:35:23.455	1:14.002	+0.799	23.890	32.108	18.004
13	9:36:30.543	1:13.249	+0.462	23.794	31.533	17.922	13	9:36:37.780	1:14.325	+1.122	23.900	32.587	17.838
(314) Ronnie Nielsen							(6) Peter Bekke						
1	9:20:54.845	1:19.109	+5.390	26.843	33.562	18.704	1	9:20:54.333	1:18.582	+7.342	25.522	33.702	19.358
2	9:22:11.460	1:16.615	+2.896	25.295	32.742	18.578	2	9:22:10.387	1:16.054	+4.814	23.985	32.734	19.335
3	9:23:26.499	1:15.039	+1.320	24.482	32.738	17.819	3	9:23:25.704	1:15.317	+4.077	24.879	32.550	17.888
4	9:24:50.865	1:24.366	+10.647	25.523	38.217	20.626	4	9:24:49.334	1:23.630	+12.390	24.957	38.502	20.171
5	9:26:37.256	1:46.391	+32.672	34.013	52.152	20.226	5	9:26:36.396	1:47.062	+35.822	34.649	52.399	20.014
6	9:27:50.993	1:13.737	+0.018	24.137	31.695	17.905	6	9:28:01.734	1:25.338	+14.098	23.385	31.348	18.004
7	9:29:06.534	1:15.541	+1.822	25.064	32.002	18.475	7	9:29:33.931	1:32.197	+20.957	31.539	31.539	18.204

Padborg Park Open

OK Mobil 1 Legend Car Cup

Padborg Park 2,150 km

Heat 1

2018.04.22. 09:15

Race (15:00 and 1 Laps) started at 9:19:08

Lap	Time of Day	Lap Tm	Diff	S1 Tm	S2 Tm	S3 Tm	Lap	Time of Day	Lap Tm	Diff	S1 Tm	S2 Tm	S3 Tm
8	9:30:46.392	1:12.461	+1.221	23.495	31.223	17.743							
9	9:31:59.359	1:12.967	+1.727	23.619	31.519	17.829							
10	9:33:12.122	1:12.763	+1.523	23.609	31.280	17.874							
11	9:34:27.054	1:14.932	+3.692	23.872	32.641	18.419							
12	9:35:38.294	1:11.240		23.392	30.781	17.067							

(94) Mikael Petersen

1	9:20:52.071	1:17.536	+3.130	25.157	33.274	19.105
2	9:22:08.973	1:16.902	+2.496	24.396	33.786	18.720
3	9:23:23.956	1:14.983	+0.577	24.181	32.077	18.725
4	9:24:43.315	1:19.359	+4.953	24.669	34.077	20.613
5	9:26:33.813	1:50.498	+36.092	36.968	52.936	20.594
6	9:27:48.219	1:14.406		23.990	32.644	17.772
7	9:29:05.322	1:17.103	+2.697	24.380	34.095	18.628
8	9:30:21.085	1:15.763	+1.357	24.210	32.986	18.567
9	9:31:56.056	1:34.971	+20.565	24.475	51.033	19.463
10	9:33:11.723	1:15.667	+1.261	25.084	32.090	18.493
11	9:34:27.803	1:16.080	+1.674	24.056	33.255	18.769
12	9:35:45.879	1:18.076	+3.670	24.574	35.590	17.912

(277) Christian Pedersen

1	9:20:53.890	1:18.777	+4.437	25.674	33.892	19.211
2	9:22:09.496	1:15.606	+1.266	24.174	32.571	18.861
3	9:23:25.133	1:15.637	+1.297	25.330	32.033	18.274
4	9:24:48.789	1:23.656	+9.316	25.088	38.579	19.989
5	9:26:34.716	1:45.927	+31.587	34.531	51.027	20.369
6	9:27:49.056	1:14.340		23.721	32.328	18.291
7	9:29:13.368	1:24.312	+9.972	24.956	32.940	26.416
p8	9:30:44.607	1:31.239	+16.899	24.522	33.514	

(45) Mikkel Slavensky Debois

1	9:20:55.278	1:17.973	+3.419	26.250	33.226	18.497
2	9:22:10.866	1:15.588	+1.034	23.932	32.578	19.078
3	9:23:25.491	1:14.625	+0.071	24.522	32.216	17.887
4	9:24:47.204	1:21.713	+7.159	24.903	37.379	19.431
5	9:26:35.433	1:48.229	+33.675	35.393	52.628	20.208
6	9:27:49.987	1:14.554		23.115	31.793	19.646
p7	9:29:34.732	1:44.745	+30.191	27.717	37.548	

(22) Lars Henrik Kanstrup

1	9:20:51.167	1:15.866	+4.438	24.689	33.128	18.049
2	9:22:03.908	1:12.741	+1.313	23.598	31.295	17.848
3	9:23:15.336	1:11.428		23.167	30.945	17.316

(36) Torben M. Sorensen

p1	9:21:03.466	1:31.967	3:59:22.808	25.944	36.090	
----	-------------	----------	-------------	--------	--------	--

Padborg Park Open

OK Mobil 1 Legend Car Cup

Padborg Park 2,150 km

Heat 2

2018.04.22. 14:05

Race (15:00 and 1 Laps)

POLE POSITION

	1	2
1	177 Lars Bohnensach Ebbesen	21 Michael Sovang Christensen
2	39 Christian Hansen	744 Martin Doktor
3	133 Mirza Ahmetagic	87 Henrik Vejen
4	27 Calle Helbo	11 Rasmus Villads Andersen
5	41 Flemming Jensen	55 Jacob Ommen
6	17 Anders Sonne Hyrup	24 Anders Eriksen
7	195 Magnus Madsen	188 Jens ostergaard Frederiksen
8	63 Freddie Veje	2 Poul Bonde
9	88 Villy Jorgensen	5 Frederik Valdemar Schroder
10	52 Sorba Taus Kidmose	36 Torben M. Sorensen

These results are provisional, until the conclusion of any judicial and technical inquiries.

Orbits

Hans-Jorn Sogaard Andersen
Clerk of the Course

Attila Boros
Chief Timekeeper

CHRONOMOTO
TIMING

Padborg Park Open


OK Mobil 1 Legend Car Cup

Padborg Park 2,150 km

Heat 2

2018.04.22. 14:05

Race (15:00 and 1 Laps)



11	21 7 Mathias Eriksen	22 82 Ronni Pedersen
12	23 89 Jorgen Andersen	24 4 Mike Bekke
13	25 199 Camilla Traerup Christiansen	26 114 Nikolaj Leed
14	27 314 Ronnie Nielsen	28 6 Peter Bekke
15	29 23 Nanna Moller Kanstrup	30 66 Jorgen Thaulov
16	31 81 Christian Nissen	32 277 Christian Pedersen
17	33 94 Mikael Petersen	34 14 Cliff Hansen
18	35 69 August Hansen	36 22 Lars Henrik Kanstrup
19	37 45 Mikkel Slavensky Debois	38 684 Mads Pedersen

Padborg Park Open

Sorted on Laps

OK Mobil 1 Legend Car Cup

Padborg Park 2,150 km

Heat 2 - Modified

2018.04.22. 14:05

Race (15:00 and 1 Laps) started at 14:11:29

Pos	No.	Name	Nat.	Car	Class	Laps	Total Tm	Diff	Gap	Best Tm
1	39	Christian Hansen	DNK	Ford Coupe	Legend	11	18:09.370			1:09.796
2	177	Lars Bohnensach Ebbesen	DNK	Ford Coupé	Legend	11	18:10.444	1.074	1.074	1:09.804
3	21	Michael Sovang Christensen	DNK	Legend Chevy Sedan	Legend	11	18:11.309	1.939	0.865	1:09.798
4	87	Henrik Vejen	DNK	Ford Sedan	Legend OB	11	18:11.744	2.374	0.435	1:09.752
5	27	Calle Helbo	DNK	Chevy Coupé 34	Legend	11	18:12.051	2.681	0.307	1:09.932
6	133	Mirza Ahmetagic	DNK	TMS racing Legend	Legend	11	18:13.498	4.128	1.447	1:10.268
7	24	Anders Eriksen	DNK	Legend Ford 34	Legend OB	11	18:14.742	5.372	1.244	1:10.798
8	55	Jacob Ommen	DNK	Legend Car Ford Coupe	Legend OB	11	18:15.347	5.977	0.605	1:10.856
9	11	Rasmus Villads Andersen	DNK	Ford Sedan 37	Legend	11	18:15.975	6.605	0.628	1:10.929
10	41	Flemming Jensen	DNK	Ford Coupe	Legend OB	11	18:16.647	7.277	0.672	1:10.771
11	36	Torben M. Sorensen	DNK	Legend car TMS Racing	Legend OB	11	18:17.407	8.037	0.760	1:10.403
12	17	Anders Sonne Hyrup	DNK	Ford Sedan 1937 Legend	Legend OB	11	18:17.970	8.600	0.563	1:10.645
13	5	Frederik Valdemar Schroder	DNK	Legend	Legend	11	18:18.780	9.410	0.810	1:10.823
14	195	Magnus Madsen	DNK	Legends Chevy Coupe	Legend	11	18:19.954	10.584	1.174	1:10.711
15	63	Freddie Veje	DNK	Ford Sedan	Legend OB	11	18:21.252	11.882	1.298	1:10.741
16	2	Poul Bonde	DNK	Ford Ford Coupe 34	Legend OB	11	18:22.124	12.754	0.872	1:11.370
17	52	Sorba Taus Kidmose	DNK	Ford Sedan	Legend OB	11	18:22.629	13.259	0.505	1:11.642
18	188	Jens ostergaard Frederiksen	DNK	Ford Sedan 34	Legend OB	11	18:23.449	14.079	0.820	1:11.721
19	4	Mike Bekke	DNK	Chevy Sedan	Legend	11	18:24.597	15.227	1.148	1:11.918
20	88	Villy Jorgensen	DNK	MAN TGC	Legend OB	11	18:25.296	15.926	0.699	1:12.722
21	114	Nikolaj Leed	DNK	Legend Chevrolet Coupe	Legend	11	18:26.814	17.444	1.518	1:13.251
22	199	Camilla Traerup Christiansen	DNK	Legend 34 Chevy Coupe	Legend	11	18:28.086	18.716	1.272	1:13.376
23	6	Peter Bekke	DNK	Ford Coupe	Legend OB	11	18:29.878	20.508	1.792	1:12.999
24	45	Mikkel Slavensky Debois	DNK	Legend Ford sedan 1937	Legend	11	18:30.760	21.390	0.882	1:12.723
25	14	Cliff Hansen	DNK	Ford Ford sedan 37	Legend OB	11	18:31.625	22.255	0.865	1:14.591
26	23	Nanna Moller Kanstrup	DNK	Ford Sedan	Legend	11	18:32.372	23.002	0.747	1:14.900
27	69	August Hansen	DNK	Ford Coupe	Legend	11	18:33.453	24.083	1.081	1:14.200
28	94	Mikael Petersen	DNK	Ford Coupe	Legend OB	11	18:34.614	25.244	1.161	1:15.580
29	277	Christian Pedersen	DNK		Legend	11	18:35.453	26.083	0.839	1:15.390
30	22	Lars Henrik Kanstrup	DNK	Legend Car Ford Sedan 37	Legend OB	11	19:08.810	59.440	33.357	1:12.574
31	7	Mathias Eriksen	DNK	Legend	Legend	8	13:24.768	3 Laps	3 Laps	1:12.345

Not classified (75% = 8 Laps)

314	Ronnie Nielsen	DNK	Legend Car	Legend	6	11:06.792	5 Laps	2 Laps	1:14.016
744	Martin Doktor	DNK	Chevy Sedan 37	Legend	1	1:26.619	10 Laps	5 Laps	1:10.379
89	Jorgen Andersen	DNK	Ford Coupe 34	Legend		18.584	11 Laps	1 Lap	
684	Mads Pedersen	DNK	Chevy 37 Sedan PM2	Legend		39.686	11 Laps	21.102	

Announcements

- #82 - DQ - Forlader pit under Lob / Leaving the pit during the race
- #22 - 2 Stop&Go konverteres til 40 sek. - overhaler #23 under SC og #14 ved afslutning af SC periode
- #22 - 2 Stop&Go converted to 40 sec. - overtaking under SC and #14 overtaking the end of the SC
- #39 + 4 pladser på startgrid i Heat3 - ikke opfyldt specifikation ved personlig udrustning
- #277 + 4 pladser på startgrid i Heat3 - ikke opfyldt specifikation ved personlig udrustning

Margin of Victory	Avg. Speed	Best Lap Tm	Best Speed	Best Lap by
1.074	78,155	1:09.752	110,965	87 - Henrik Vejen

Orbits

These results are provisional, until the conclusion of any judicial and technical inquiries.



Hans-Jorn Sogaard Andersen
Clerk of the Course



Attila Boros
Chief Timekeeper



CHRONOMOTO
TIMING

Padborg Park Open

Sorted on Laps

OK Mobil 1 Legend Car Cup

Padborg Park 2,150 km

Heat 2 - Modified

2018.04.22. 14:05

Race (15:00 and 1 Laps) started at 14:11:29

Pos	No.	Name	Nat.	Car	Class	Laps	Total Tm	Diff	Gap	Best Tm
DNS	66	Jorgen Thaulov	DNK	Legend Chevy Coupe 1934	Legend OB			DNS		
DNS	81	Christian Nissen	DNK	chevy sedan 37 legend	Legend			DNS		
DQ	82	Ronni Pedersen	DNK	Legend Ford Sedan 34	Legend	2	3:18.559	DQ		1:16.594

Announcements

- #82 - DQ - Forlader pit under Lob / Leaving the pit during the race
- #22 - 2 Stop&Go konverteres til 40 sek. - overhaler #23 under SC og #14 ved afslutning af SC periode
- #22 - 2 Stop&Go converted to 40 sec. - overtaking under SC and #14 overtaking the end of the SC
- #39 + 4 pladser på startgrid i Heat3 - ikke opfyldt specifikation ved personlig udrustning
- #277 + 4 pladser på startgrid i Heat3 - ikke opfyldt specifikation ved personlig udrustning

Margin of Victory	Avg. Speed	Best Lap Tm	Best Speed	Best Lap by
1.074	78,155	1:09.752	110,965	87 - Henrik Vejen

Orbits

These results are provisional, until the conclusion of any judicial and technical inquiries.



Hans-Jorn Sogaard Andersen
Clerk of the Course



Attila Boros
Chief Timekeeper



CHRONOMOTO
TIMING

Padborg Park Open

Sorted on Laps

OK Mobil 1 Legend Car Cup

Padborg Park 2,150 km

Heat 2 - Modified

2018.04.22. 14:05

Race (15:00 and 1 Laps) started at 14:11:29

Pos	No.	Name	Nat.	Car	Class	Laps	Total Tm	Diff	Gap	Best Tm
Legend										
1	39	Christian Hansen	DNK	Ford Coupe	Legend	11	18:09.370			1:09.796
2	177	Lars Bohnensach Ebbesen	DNK	Ford Coupé	Legend	11	18:10.444	1.074	1.074	1:09.804
3	21	Michael Sovang Christensen	DNK	Legend Chevy Sedan	Legend	11	18:11.309	1.939	0.865	1:09.798
4	27	Calle Helbo	DNK	Chevy Coupé 34	Legend	11	18:12.051	2.681	0.742	1:09.932
5	133	Mirza Ahmetagic	DNK	TMS racing Legend	Legend	11	18:13.498	4.128	1.447	1:10.268
6	11	Rasmus Villads Andersen	DNK	Ford Sedan 37	Legend	11	18:15.975	6.605	2.477	1:10.929
7	5	Frederik Valdemar Schroder	DNK	Legend	Legend	11	18:18.780	9.410	2.805	1:10.823
8	195	Magnus Madsen	DNK	Legends Chevy Coupe	Legend	11	18:19.954	10.584	1.174	1:10.711
9	4	Mike Bekke	DNK	Chevy Sedan	Legend	11	18:24.597	15.227	4.643	1:11.918
10	114	Nikolaj Leed	DNK	Legend Chevrolet Coupe	Legend	11	18:26.814	17.444	2.217	1:13.251
11	199	Camilla Traerup Christiansen	DNK	Legend 34 Chevy Coupe	Legend	11	18:28.086	18.716	1.272	1:13.376
12	45	Mikkel Slavensky Debois	DNK	Legend Ford sedan 1937	Legend	11	18:30.760	21.390	2.674	1:12.723
13	23	Nanna Moller Kanstrup	DNK	Ford Sedan	Legend	11	18:32.372	23.002	1.612	1:14.900
14	69	August Hansen	DNK	Ford Coupe	Legend	11	18:33.453	24.083	1.081	1:14.200
15	277	Christian Pedersen	DNK		Legend	11	18:35.453	26.083	2.000	1:15.390
16	7	Mathias Eriksen	DNK	Legend	Legend	8	13:24.768	3 Laps	3 Laps	1:12.345

Not classified (75% = 8 Laps)

314	Ronnie Nielsen	DNK	Legend Car	Legend	6	11:06.792	5 Laps	2 Laps	1:14.016	
744	Martin Doktor	DNK	Chevy Sedan 37	Legend	1	1:26.619	10 Laps	5 Laps	1:10.379	
89	Jorgen Andersen	DNK	Ford Coupe 34	Legend		18.584	11 Laps	1 Lap		
684	Mads Pedersen	DNK	Chevy 37 Sedan PM2	Legend		39.686	11 Laps	21.102		
DNS	81	Christian Nissen	DNK	chevy sedan 37 legend	Legend			DNS		
DQ	82	Ronni Pedersen	DNK	Legend Ford Sedan 34	Legend	2	3:18.559	DQ		1:16.594

Legend OB

1	87	Henrik Vejen	DNK	Ford Sedan	Legend OB	11	18:11.744			1:09.752
2	24	Anders Eriksen	DNK	Legend Ford 34	Legend OB	11	18:14.742	2.998	2.998	1:10.798
3	55	Jacob Ommen	DNK	Legend Car Ford Coupe	Legend OB	11	18:15.347	3.603	0.605	1:10.856
4	41	Flemming Jensen	DNK	Ford Coupe	Legend OB	11	18:16.647	4.903	1.300	1:10.771
5	36	Torben M. Sorensen	DNK	Legend car TMS Racing	Legend OB	11	18:17.407	5.663	0.760	1:10.403
6	17	Anders Sonne Hyrup	DNK	Ford Sedan 1937 Legend	Legend OB	11	18:17.970	6.226	0.563	1:10.645
7	63	Freddie Veje	DNK	Ford Sedan	Legend OB	11	18:21.252	9.508	3.282	1:10.741
8	2	Poul Bonde	DNK	Ford Ford Coupe 34	Legend OB	11	18:22.124	10.380	0.872	1:11.370
9	52	Sorba Taus Kidmose	DNK	Ford Sedan	Legend OB	11	18:22.629	10.885	0.505	1:11.642

Announcements

- #82 - DQ - Forlader pit under Lob / Leaving the pit during the race
- #22 - 2 Stop&Go konverteres til 40 sek. - overhaler #23 under SC og #14 ved afslutning af SC periode
- #22 - 2 Stop&Go converted to 40 sec. - overtaking under SC and #14 overtaking the end of the SC
- #39 + 4 pladser pa startgrid i Heat3 - ikke opfyldt specifikation ved personlig udrustning
- #277 + 4 pladser pa startgrid i Heat3 - ikke opfyldt specifikation ved personlig udrustning

Margin of Victory	Avg. Speed	Best Lap Tm	Best Speed	Best Lap by
1.074	78,155	1:09.752	110,965	87 - Henrik Vejen

Orbits

These results are provisional, until the conclusion of any judicial and technical inquiries.

Hans-Jorn Sogaard Andersen
Clerk of the Course

Attila Boros
Chief Timekeeper

CHRONOMOTO
TIMING

Padborg Park Open

Sorted on Laps

OK Mobil 1 Legend Car Cup

Padborg Park 2,150 km

Heat 2 - Modified

2018.04.22. 14:05

Race (15:00 and 1 Laps) started at 14:11:29

Pos	No.	Name	Nat.	Car	Class	Laps	Total Tm	Diff	Gap	Best Tm
10	188	Jens ostergaard Frederiksen	DNK	Ford Sedan 34	Legend OB	11	18:23.449	11.705	0.820	1:11.721
11	88	Villy Jorgensen	DNK	MAN TGC	Legend OB	11	18:25.296	13.552	1.847	1:12.722
12	6	Peter Bekke	DNK	Ford Coupe	Legend OB	11	18:29.878	18.134	4.582	1:12.999
13	14	Cliff Hansen	DNK	Ford Ford sedan 37	Legend OB	11	18:31.625	19.881	1.747	1:14.591
14	94	Mikael Petersen	DNK	Ford Coupe	Legend OB	11	18:34.614	22.870	2.989	1:15.580
15	22	Lars Henrik Kanstrup	DNK	Legend Car Ford Sedan 37	Legend OB	11	19:08.810	57.066	34.196	1:12.574

Not classified (75% = 8 Laps)

DNS	66	Jorgens Thaulov	DNK	Legend Chevy Coupe 1934	Legend OB					DNS
-----	----	-----------------	-----	-------------------------	-----------	--	--	--	--	-----

Announcements

- #82 - DQ - Forlader pit under Lob / Leaving the pit during the race
- #22 - 2 Stop&Go konverteres til 40 sek. - overhaler #23 under SC og #14 ved afslutning af SC periode
- #22 - 2 Stop&Go converted to 40 sec. - overtaking under SC and #14 overtaking the end of the SC
- #39 + 4 pladser pa startgrid i Heat3 - ikke opfyldt specifikation ved personlig udrustning
- #277 + 4 pladser pa startgrid i Heat3 - ikke opfyldt specifikation ved personlig udrustning

Margin of Victory	Avg. Speed	Best Lap Tm	Best Speed	Best Lap by
1.074	78,155	1:09.752	110,965	87 - Henrik Vejen

Orbits

These results are provisional, until the conclusion of any judicial and technical inquiries.



Hans-Jorn Sogaard Andersen
Clerk of the Course



Attila Boros
Chief Timekeeper



CHRONOMOTO
TIMING

Padborg Park Open

OK Mobil 1 Legend Car Cup

Padborg Park 2,150 km

Heat 2

2018.04.22. 14:05

Race (15:00 and 1 Laps) started at 14:11:29

Lap	Time of Day	Lap Tm	Diff	S1 Tm	S2 Tm	S3 Tm	Lap	Time of Day	Lap Tm	Diff	S1 Tm	S2 Tm	S3 Tm
(39) Christian Hansen							8	14:24:38.793	1:10.849	+0.581	23.567	30.191	17.091
1	14:12:55.886	1:10.698	+0.902	23.189	30.021	17.488	9	14:25:49.121	1:10.328	+0.060	22.811	30.042	17.475
2	14:14:08.641	1:12.755	+2.959	23.203	30.653	18.899	10	14:27:43.527	1:54.406	+44.138	32.203	51.150	31.053
3	14:16:41.518	2:32.877	+1:23.081	45.110	1:13.225	34.542	11	14:29:43.123	1:59.596	+49.328	49.118	44.978	25.500
4	14:19:13.372	2:31.854	+1:22.058	48.527	1:08.382	34.945	(24) Anders Eriksen						
5	14:21:05.866	1:52.494	+42.698	47.946	46.940	17.608	1	14:12:59.170	1:12.486	+1.688	24.688	30.600	17.198
6	14:22:15.731	1:09.865	+0.069	22.846	30.039	16.980	2	14:14:13.049	1:13.879	+3.081	23.590	31.865	18.424
7	14:23:26.522	1:10.791	+0.995	22.845	30.612	17.334	3	14:16:45.122	2:32.073	+1:21.275	46.017	1:12.407	33.649
8	14:24:37.134	1:10.612	+0.816	23.248	30.211	17.153	4	14:19:17.312	2:32.190	+1:21.392	49.334	1:08.964	33.892
9	14:25:46.930	1:09.796		22.804	29.968	17.024	5	14:21:07.941	1:50.629	+39.831	48.179	44.794	17.656
10	14:27:39.831	1:52.901	+43.105	31.040	51.904	29.957	6	14:22:18.739	1:10.798		23.039	30.357	17.402
11	14:29:38.995	1:59.164	+49.368	49.280	45.464	24.420	7	14:23:29.541	1:10.802	+0.004	22.925	30.540	17.337
(177) Lars Bohnsach Ebbesen							8	14:24:40.886	1:11.345	+0.547	23.144	30.636	17.565
1	14:12:55.714	1:10.241	+0.437	23.038	30.291	16.912	9	14:25:52.228	1:11.342	+0.544	23.310	30.725	17.307
2	14:14:07.505	1:11.791	+1.987	23.270	30.579	17.942	10	14:27:44.399	1:52.171	+41.373	30.025	50.898	31.248
3	14:16:40.806	2:33.301	+1:23.497	45.323	1:13.565	34.413	11	14:29:44.367	1:59.968	+49.170	49.188	44.786	25.994
4	14:19:12.737	2:31.931	+1:22.127	48.563	1:07.958	35.410	(55) Jacob Ommen						
5	14:21:05.545	1:52.808	+43.004	47.917	47.344	17.547	1	14:12:59.628	1:12.578	+1.722	24.538	30.624	17.416
6	14:22:15.384	1:09.839	+0.035	22.954	30.073	16.812	2	14:14:13.804	1:14.176	+3.320	23.282	32.007	18.887
7	14:23:26.941	1:11.557	+1.753	23.087	31.123	17.347	3	14:16:45.620	2:31.816	+1:20.960	46.420	1:12.085	33.311
8	14:24:36.745	1:09.804		23.422	29.847	16.535	4	14:19:18.142	2:32.522	+1:21.666	49.810	1:08.391	34.321
9	14:25:47.216	1:10.471	+0.667	22.865	30.159	17.447	5	14:21:08.242	1:50.100	+39.244	47.959	44.575	17.566
10	14:27:40.526	1:53.310	+43.506	31.489	51.806	30.015	6	14:22:19.149	1:10.907	+0.051	23.146	30.526	17.235
11	14:29:40.069	1:59.543	+49.739	49.216	45.316	25.011	7	14:23:30.335	1:11.186	+0.330	23.059	30.587	17.540
(21) Michael Sovang Christensen							8	14:24:41.191	1:10.856		22.921	30.255	17.680
1	14:12:57.113	1:10.972	+1.174	23.482	30.300	17.190	9	14:25:52.610	1:11.419	+0.563	23.345	30.553	17.521
2	14:14:09.014	1:11.901	+2.103	22.730	30.214	18.957	10	14:27:44.926	1:52.316	+41.460	30.154	50.762	31.400
3	14:16:42.176	2:33.162	+1:23.364	45.681	1:13.133	34.348	11	14:29:44.972	2:00.046	+49.190	49.298	44.389	26.359
4	14:19:14.371	2:32.195	+1:22.397	48.945	1:08.360	34.890	(11) Rasmus Villads Andersen						
5	14:21:06.275	1:51.904	+42.106	47.900	46.395	17.609	1	14:13:00.034	1:13.363	+2.434	25.073	31.004	17.286
6	14:22:16.073	1:09.798		22.846	29.931	17.021	2	14:14:14.396	1:14.362	+3.433	23.161	32.031	19.170
7	14:23:26.604	1:10.531	+0.733	22.639	30.556	17.336	3	14:16:46.149	2:31.753	+1:20.824	46.652	1:12.077	33.024
8	14:24:37.511	1:10.907	+1.109	23.267	30.096	17.544	4	14:19:19.008	2:32.859	+1:21.930	50.214	1:08.087	34.558
9	14:25:47.602	1:10.091	+0.293	22.666	29.877	17.548	5	14:21:08.267	1:49.259	+38.330	47.402	44.586	17.271
10	14:27:41.033	1:53.431	+43.633	31.599	51.862	29.970	6	14:22:19.698	1:11.431	+0.502	23.515	30.803	17.113
11	14:29:40.934	1:59.901	+50.103	49.413	45.255	25.233	7	14:23:30.713	1:11.015	+0.086	23.212	30.521	17.282
(87) Henrik Vejen							8	14:24:41.642	1:10.929		23.317	30.396	17.216
1	14:12:57.409	1:11.054	+1.302	23.629	30.190	17.235	9	14:25:52.846	1:11.204	+0.275	23.377	30.731	17.096
2	14:14:09.551	1:12.142	+2.390	22.980	29.985	19.177	10	14:27:45.589	1:52.743	+41.814	30.418	50.695	31.630
3	14:16:42.900	2:33.349	+1:23.597	46.707	1:12.172	34.470	11	14:29:45.600	2:00.011	+49.082	49.032	44.497	26.482
4	14:19:15.024	2:32.124	+1:22.372	48.769	1:08.839	34.516	(41) Flemming Jensen						
5	14:21:06.639	1:51.615	+41.863	47.792	46.285	17.538	1	14:13:00.423	1:13.011	+2.240	24.528	31.337	17.146
6	14:22:16.391	1:09.752		22.774	29.981	16.997	2	14:14:15.192	1:14.769	+3.998	23.001	32.227	19.541
7	14:23:27.099	1:10.708	+0.956	22.743	30.683	17.282	3	14:16:47.110	2:31.918	+1:21.147	46.876	1:11.637	33.405
8	14:24:37.730	1:10.631	+0.879	23.535	29.797	17.299	4	14:19:19.672	2:32.562	+1:21.791	50.087	1:07.757	34.718
9	14:25:47.883	1:10.153	+0.401	22.727	30.119	17.307	5	14:21:09.027	1:49.355	+38.584	47.267	44.954	17.134
10	14:27:42.010	1:54.127	+44.375	32.017	51.737	30.373	6	14:22:19.995	1:10.968	+0.197	22.986	30.777	17.205
11	14:29:41.369	1:59.359	+49.607	48.976	45.082	25.301	7	14:23:31.094	1:11.099	+0.328	23.055	30.641	17.403
(27) Calle Helbo							8	14:24:41.865	1:10.771		23.380	30.174	17.217
1	14:12:57.899	1:11.367	+1.435	23.814	30.134	17.419	9	14:25:53.163	1:11.298	+0.527	23.707	30.313	17.278
2	14:14:10.840	1:12.941	+3.009	22.998	30.342	19.601	10	14:27:46.300	1:53.137	+42.366	30.552	50.841	31.744
3	14:16:43.602	2:32.762	+1:22.830	46.416	1:12.031	34.315	11	14:29:46.272	1:59.972	+49.201	48.956	44.466	26.550
4	14:19:15.744	2:32.142	+1:22.210	49.285	1:08.464	34.393	(36) Torben M. Sorensen						
5	14:21:07.210	1:51.466	+41.534	47.690	46.058	17.718	1	14:13:01.066	1:13.349	+2.946	25.060	30.962	17.327
6	14:22:17.142	1:09.932		22.583	30.028	17.321	2	14:14:16.027	1:14.961	+4.558	23.078	31.917	19.966
7	14:23:27.504	1:10.362	+0.430	22.395	30.475	17.492	3	14:16:47.785	2:31.758	+1:21.355	47.177	1:11.502	33.079
8	14:24:38.166	1:10.662	+0.730	23.439	30.101	17.122	4	14:19:20.473	2:32.688	+1:22.285	50.444	1:07.583	34.661
9	14:25:48.269	1:10.103	+0.171	22.757	29.947	17.399	5	14:21:10.158	1:49.685	+39.282	47.857	44.268	17.560
10	14:27:42.691	1:54.422	+44.490	32.198	51.552	30.672	6	14:22:20.561	1:10.403		22.833	30.367	17.203
11	14:29:41.676	1:58.985	+49.053	48.943	45.018	25.024	7	14:23:31.329	1:10.768	+0.365	22.709	30.669	17.390
(133) Mirza Ahmetagic							8	14:24:42.267	1:10.938	+0.535	23.391	30.349	17.198
1	14:12:57.489	1:11.620	+1.352	23.610	30.419	17.591	9	14:25:53.676	1:11.409	+1.006	23.480	30.428	17.501
2	14:14:11.801	1:14.312	+4.044	23.793	30.816	19.703	10	14:27:46.895	1:53.219	+42.816	31.211	50.205	31.803
3	14:16:44.344	2:32.543	+1:22.275	46.394	1:12.444	33.705	11	14:29:47.032	2:00.137	+49.734	49.138	44.036	26.963
4	14:19:16.577	2:32.233	+1:21.965	49.462	1:08.865	33.906	(17) Anders Sonne Hyrup						
5	14:21:07.353	1:50.776	+40.508	48.033	45.278	17.465	1	14:13:00.765	1:13.110	+2.465	24.709	31.203	17.198
6	14:22:17.621	1:10.268		23.136	30.004	17.128	2	14:14:17.052	1:16.287	+5.642	23.019	32.633	20.635
7	14:23:27.944	1:10.323	+0.055	22.795	30.123	17.405	3	14:16:48.149	2:31.097	+1:20.452	46.985	1:11.144	32.968

These results are provisional, until the conclusion of any judicial and technical inquiries.

Hans-Jorn Sogaard Andersen
Clerk of the Course

Attila Boros
Chief Timekeeper

CHROMOMOTO
TIMING

Padborg Park Open

OK Mobil 1 Legend Car Cup

Padborg Park 2,150 km

Heat 2

2018.04.22. 14:05

Race (15:00 and 1 Laps) started at 14:11:29

Lap	Time of Day	Lap Tm	Diff	S1 Tm	S2 Tm	S3 Tm	Lap	Time of Day	Lap Tm	Diff	S1 Tm	S2 Tm	S3 Tm
(5) Frederik Valdemar Schroder							(188) Jens ostergaard Frederiksen						
1	14:13:01.444	1:13.223	+2.400	25.007	31.029	17.187	1	14:13:04.166	1:16.230	+4.509	25.818	32.656	17.756
2	14:14:17.917	1:16.473	+5.650	22.795	32.826	20.624	2	14:14:21.767	1:17.601	+5.880	23.720	33.056	20.825
3	14:16:48.754	2:30.837	+1:20.014	47.017	1:10.984	32.812	3	14:16:54.067	2:32.300	+1:20.579	48.591	1:09.408	34.301
4	14:19:21.577	2:32.823	+1:22.000	51.589	1:06.781	34.453	4	14:19:25.250	2:31.183	+1:19.462	53.051	1:03.799	34.333
5	14:21:10.560	1:48.983	+38.160	48.120	43.746	17.117	5	14:21:14.628	1:49.378	+37.657	48.367	43.074	17.937
6	14:22:21.442	1:10.882	+0.059	23.095	30.525	17.234	6	14:22:27.116	1:12.488	+0.767	23.101	31.849	17.538
7	14:23:32.265	1:10.823		22.962	30.626	17.210	7	14:23:38.837	1:11.721		23.322	30.752	17.647
8	14:24:43.493	1:11.228	+0.405	23.522	30.481	17.194	8	14:24:50.915	1:12.078	+0.357	23.291	30.939	17.848
9	14:25:54.509	1:11.016	+0.193	22.971	30.365	17.651	9	14:26:04.250	1:13.335	+1.614	23.908	31.087	18.340
10	14:27:47.883	1:53.374	+42.551	31.452	50.035	31.861	10	14:27:52.960	1:48.710	+36.989	26.883	49.254	32.573
11	14:29:48.405	2:00.522	+49.699	48.834	44.060	27.483	11	14:29:53.074	2:00.114	+48.393	47.679	42.881	29.554
(195) Magnus Madsen							(4) Mike Bekke						
1	14:13:02.418	1:13.982	+3.271	25.514	31.107	17.361	1	14:13:06.286	1:16.061	+4.143	26.133	32.128	17.800
2	14:14:20.514	1:18.096	+7.385	23.580	33.235	21.281	2	14:14:29.595	1:23.309	+11.391	24.908	33.070	25.331
3	14:16:52.494	2:31.980	+1:21.269	47.563	1:10.302	34.115	3	14:16:57.437	2:27.842	+1:15.924	44.142	1:08.395	35.305
4	14:19:24.053	2:31.559	+1:20.848	52.287	1:04.607	34.665	4	14:19:28.969	2:31.532	+1:19.614	53.398	1:02.098	36.036
5	14:21:11.957	1:47.904	+37.193	47.902	42.589	17.413	5	14:21:17.093	1:48.124	+36.206	47.191	42.746	18.187
6	14:22:22.668	1:10.711		22.803	30.858	17.050	6	14:22:29.011	1:11.918		22.930	31.306	17.682
7	14:23:34.963	1:12.295	+1.584	24.104	30.916	17.275	7	14:23:41.011	1:12.000	+0.082	22.989	31.362	17.649
8	14:24:45.963	1:11.000	+0.289	23.143	30.837	17.020	8	14:24:53.903	1:12.892	+0.974	23.713	31.265	17.914
9	14:25:58.538	1:12.575	+1.864	23.076	31.001	18.498	9	14:26:06.480	1:12.577	+0.659	23.254	31.389	17.934
10	14:27:49.441	1:50.903	+40.192	29.160	49.633	32.110	10	14:27:54.271	1:47.791	+35.873	25.411	49.502	32.878
11	14:29:49.579	2:00.138	+49.427	48.906	43.198	28.034	11	14:29:54.222	1:59.951	+48.033	47.266	42.961	29.724
(63) Freddie Vejle							(88) Villy Jorgensen						
1	14:13:02.950	1:14.176	+3.435	25.457	31.459	17.260	1	14:13:07.292	1:17.963	+5.241	27.357	33.014	17.592
2	14:14:21.220	1:18.270	+7.529	23.760	33.432	21.078	2	14:14:31.741	1:24.449	+11.727	25.331	35.237	23.881
3	14:16:53.375	2:32.155	+1:21.414	47.937	1:10.000	34.218	3	14:16:59.986	2:28.245	+1:15.523	45.106	1:08.063	35.076
4	14:19:24.693	2:31.318	+1:20.577	52.219	1:04.832	34.267	4	14:19:31.555	2:31.569	+1:18.847	54.554	1:00.534	36.481
5	14:21:12.774	1:48.081	+37.340	48.272	42.361	17.448	5	14:21:19.242	1:47.687	+34.965	47.583	42.468	17.636
6	14:22:23.515	1:10.741		23.080	30.505	17.156	6	14:22:31.964	1:12.722		23.650	32.003	17.069
7	14:23:35.801	1:12.286	+1.545	23.823	31.087	17.376	7	14:23:45.034	1:13.070	+0.348	23.854	31.486	17.730
8	14:24:46.615	1:10.814	+0.073	23.016	30.690	17.108	8	14:24:58.529	1:13.495	+0.773	24.542	31.449	17.504
9	14:25:59.154	1:12.539	+1.798	22.974	30.651	18.914	9	14:26:16.649	1:18.120	+5.398	24.547	31.812	21.761
10	14:27:50.089	1:50.935	+40.194	29.912	49.077	31.946	10	14:27:55.436	1:38.787	+26.065	25.854	41.469	31.464
11	14:29:50.877	2:00.788	+50.047	48.873	43.026	28.889	11	14:29:54.921	1:59.485	+46.763	47.092	42.452	29.941
(2) Poul Bonde							(114) Nikolaj Leed						
1	14:13:01.844	1:14.388	+3.018	25.152	31.566	17.670	1	14:13:06.874	1:17.035	+3.784	26.147	32.377	18.511
2	14:14:19.443	1:17.599	+6.229	23.721	32.820	21.058	2	14:14:30.938	1:24.064	+10.813	25.356	34.306	24.402
3	14:16:50.778	2:31.335	+1:19.965	47.470	1:09.900	33.965	3	14:16:58.415	2:27.477	+1:14.226	44.876	1:07.770	34.831
4	14:19:23.054	2:32.276	+1:20.906	51.034	1:06.029	35.213	4	14:19:30.567	2:32.152	+1:18.901	55.719	1:00.039	36.394
5	14:21:11.199	1:48.145	+36.775	47.665	43.136	17.344	5	14:21:18.813	1:48.246	+34.995	47.265	42.793	18.188
6	14:22:22.569	1:11.370		23.322	30.840	17.208	6	14:22:32.872	1:14.059	+0.808	23.829	32.037	18.193
7	14:23:36.381	1:13.812	+2.442	24.542	31.384	17.886	7	14:23:46.424	1:13.552	+0.301	23.507	31.704	18.341
8	14:24:48.765	1:12.384	+1.014	23.616	31.086	17.682	8	14:24:59.675	1:13.251		24.177	31.328	17.746
9	14:26:02.164	1:13.399	+2.029	23.598	31.142	18.659	9	14:26:18.763	1:19.088	+5.837	24.670	31.744	22.674
10	14:27:51.473	1:49.309	+37.939	28.280	48.944	32.085	10	14:28:00.046	1:41.283	+28.032	25.503	40.375	35.405
11	14:29:51.749	2:00.276	+48.906	47.981	43.121	29.174	11	14:29:56.439	1:56.393	+43.142	43.429	42.594	30.370
(52) Sorba Taus Kidmose							(199) Camilla Traerup Christiansen						
1	14:13:04.748	1:15.173	+3.531	25.234	32.215	17.724	1	14:13:08.513	1:18.641	+5.265	27.086	33.525	18.030
2	14:14:22.467	1:17.719	+6.077	23.467	32.975	21.277	2	14:14:33.047	1:24.534	+11.158	24.770	35.383	24.381
3	14:16:54.983	2:32.516	+1:20.874	48.694	1:09.352	34.470	3	14:17:01.085	2:28.038	+1:14.662	49.501	1:03.525	35.012
4	14:19:26.560	2:31.577	+1:19.935	53.471	1:02.861	35.245	4	14:19:32.491	2:31.406	+1:18.030	56.578	58.609	36.219
5	14:21:14.878	1:48.318	+36.676	47.700	42.856	17.762	5	14:21:20.874	1:48.383	+35.007	47.681	42.102	18.600
6	14:22:26.749	1:11.871	+0.229	23.200	31.118	17.553	6	14:22:34.368	1:13.494	+0.118	23.847	31.491	18.156
7	14:23:38.391	1:11.642		23.079	30.818	17.745	7	14:23:47.744	1:13.376		23.675	31.767	17.934
8	14:24:50.600	1:12.209	+0.567	23.185	31.237	17.787	8	14:25:01.982	1:14.238	+0.862	24.428	31.667	18.143
9	14:26:02.725	1:12.125	+0.483	23.307	30.899	17.919	9	14:26:19.374	1:17.392	+4.016	24.696	32.300	20.396
10	14:27:52.007	1:49.282	+37.640	28.037	49.157	32.088	10	14:28:07.481	1:48.107	+34.731	25.804	40.238	42.065
11	14:29:52.254	2:00.247	+48.605	48.024	42.835	29.388	11	14:29:57.711	1:50.230	+36.854	36.663	42.509	31.058
(6) Peter Bekke							(6) Peter Bekke						
1	14:13:09.856	1:17.871	+4.872	26.187	33.275	18.409	1	14:13:09.856	1:17.871	+4.872	26.187	33.275	18.409
2	14:14:34.684	1:24.828	+11.829	24.668	35.123	25.037	2	14:14:34.684	1:24.828	+11.829	24.668	35.123	25.037
3	14:17:04.093	2:29.409	+1:16.410	53.895	59.161	36.353	3	14:17:04.093	2:29.409	+1:16.410	53.895	59.161	36.353
4	14:19:36.569	2:32.476	+1:19.477	57.311	57.403	37.762	4	14:19:36.569	2:32.476	+1:19.477	57.311	57.403	37.762
5	14:21:23.117	1:46.548	+33.549	45.765	41.900	18.883	5	14:21:23.117	1:46.548	+33.549	45.765	41.900	18.883
6	14:22:37.037	1:13.920	+0.921	23.676	31.978	18.266	6	14:22:37.037	1:13.920	+0.921	23.676	31.978	18.266
7	14:23:50.596	1:13.559	+0.560	23.916	31.439	18.204	7	14:23:50.596	1:13.559	+0.560	23.916	31.439	18.204
8	14:25:03.595	1:12.999		23.650	31.644	17.705	8	14:25:03.595	1:12.999		23.650	31.644	17.705

These results are provisional, until the conclusion of any judicial and technical inquiries.

Hans-Jorn Sogaard Andersen
Clerk of the Course

Attila Boros
Chief Timekeeper

Padborg Park Open

OK Mobil 1 Legend Car Cup

Padborg Park 2,150 km

Heat 2

2018.04.22. 14:05

Race (15:00 and 1 Laps) started at 14:11:29

Lap	Time of Day	Lap Tm	Diff	S1 Tm	S2 Tm	S3 Tm	Lap	Time of Day	Lap Tm	Diff	S1 Tm	S2 Tm	S3 Tm
9	14:26:22.403	1:18.808	+5.809	23.638	32.305	22.865	5	14:21:28.642	1:48.067	+32.677	44.954	43.793	19.320
10	14:28:12.334	1:49.931	+36.932	26.666	37.619	45.464	6	14:22:45.337	1:16.695	+1.305	24.993	32.926	18.776
11	14:29:59.503	1:47.169	+34.170	32.958	42.109	32.102	7	14:24:00.727	1:15.390		24.209	32.638	18.543
(45) Mikkel Slavensky Debois							8	14:25:16.255	1:15.528	+0.138	24.917	32.180	18.431
1	14:13:14.911	1:20.262	+7.539	27.423	34.587	18.252	9	14:26:35.092	1:18.837	+3.447	24.657	34.145	20.035
2	14:14:39.636	1:24.725	+12.002	26.298	35.284	23.143	10	14:28:23.324	1:48.232	+32.842	26.658	33.650	47.924
3	14:17:10.944	2:31.308	+1:18.585	1:00.578	54.685	36.045	11	14:30:05.078	1:41.754	+26.364	30.254	38.760	32.740
4	14:19:41.442	2:30.498	+1:17.775	58.872	55.388	36.238	(22) Lars Henrik Kanstrup						
5	14:21:29.370	1:47.928	+35.205	45.189	43.160	19.579	1	14:13:13.265	1:19.500	+6.926	27.606	33.046	18.848
6	14:22:44.721	1:15.351	+2.628	24.610	32.961	17.780	2	14:14:36.486	1:23.221	+10.647	24.109	34.111	25.001
7	14:23:58.877	1:14.156	+1.433	23.888	32.689	17.579	3	14:17:05.926	2:29.440	+1:16.866	54.526	58.634	36.280
8	14:25:11.600	1:12.723		23.806	31.382	17.535	4	14:19:37.962	2:32.036	+1:19.462	57.787	57.647	36.602
9	14:26:25.067	1:13.467	+0.744	23.596	31.841	18.030	5	14:21:23.888	1:45.926	+33.352	45.681	42.385	17.860
10	14:28:15.185	1:50.118	+37.395	25.287	37.805	47.026	6	14:22:37.092	1:13.204	+0.630	23.789	31.662	17.753
11	14:30:00.385	1:45.200	+32.477	31.595	41.980	31.625	7	14:23:50.183	1:13.091	+0.517	24.220	31.471	17.400
(14) Cliff Hansen							8	14:25:02.757	1:12.574		23.735	31.165	17.674
1	14:13:11.961	1:20.362	+5.771	26.624	35.027	18.711	9	14:26:20.539	1:17.782	+5.208	24.213	32.276	21.293
2	14:14:35.753	1:23.792	+9.201	24.433	34.445	24.914	10	14:28:09.484	1:48.945	+36.371	25.324	40.050	43.571
3	14:17:05.446	2:29.693	+1:15.102	54.575	58.279	36.839	11	14:29:58.435	1:48.951	+36.377	34.903	42.426	31.622
4	14:19:37.297	2:31.851	+1:17.260	57.218	57.722	36.911	(7) Mathias Eriksen						
5	14:21:24.418	1:47.121	+32.530	45.772	42.476	18.873	1	14:13:05.612	1:16.473	+4.128	25.982	32.456	18.035
6	14:22:39.009	1:14.591		24.218	32.228	18.145	2	14:14:28.529	1:22.917	+10.572	24.845	33.390	24.682
7	14:23:54.101	1:15.092	+0.501	24.470	32.320	18.302	3	14:16:55.799	2:27.270	+1:14.925	43.874	1:08.697	34.699
8	14:25:09.086	1:14.985	+0.394	24.119	32.505	18.361	4	14:19:27.737	2:31.938	+1:19.593	54.368	1:01.915	35.655
9	14:26:27.617	1:18.531	+3.940	25.568	33.046	19.917	5	14:21:15.520	1:47.783	+35.438	47.361	42.870	17.552
10	14:28:17.790	1:50.173	+35.582	24.792	37.543	47.838	6	14:22:27.865	1:12.345		23.504	31.504	17.337
11	14:30:01.250	1:43.460	+28.869	29.772	41.958	31.730	7	14:23:41.567	1:13.702	+1.357	23.931	31.476	18.295
(23) Nanna Moller Kanstrup							8	14:24:54.393	1:12.826	+0.481	23.585	31.390	17.851
1	14:13:12.459	1:20.135	+5.235	26.421	34.568	19.146	(314) Ronnie Nielsen						
2	14:14:37.098	1:24.639	+9.739	24.198	35.186	25.255	1	14:13:09.079	1:17.992	+3.976	26.199	33.684	18.109
3	14:17:06.707	2:29.609	+1:14.709	56.210	56.986	36.413	2	14:14:33.911	1:24.832	+10.816	24.657	35.426	24.749
4	14:19:38.523	2:31.816	+1:16.916	57.974	57.354	36.488	3	14:17:02.317	2:28.406	+1:14.390	52.410	1:00.637	35.359
5	14:21:24.969	1:46.446	+31.546	45.620	42.413	18.413	4	14:19:34.286	2:31.969	+1:17.953	57.641	57.412	36.916
6	14:22:39.913	1:14.944	+0.044	24.172	32.346	18.426	5	14:21:22.401	1:48.115	+34.099	46.940	41.986	19.189
7	14:23:54.911	1:14.998	+0.098	23.921	32.592	18.485	6	14:22:36.417	1:14.016		24.166	31.960	17.890
8	14:25:09.811	1:14.900		23.916	32.717	18.267	(744) Martin Doktor						
9	14:26:28.593	1:18.782	+3.882	25.161	33.186	20.435	1	14:12:56.244	1:10.379		23.052	30.038	17.289
10	14:28:19.278	1:50.685	+35.785	24.677	36.979	49.029	(82) Ronni Pedersen						
11	14:30:01.997	1:42.719	+27.819	28.770	41.751	32.198	1	14:13:05.278	1:16.594		25.965	32.410	18.219
(69) August Hansen							p2	14:14:48.184	1:42.906	+26.312	24.890	33.276	
1	14:13:21.954	1:29.073	+14.873	28.700	42.326	18.047	(94) Mikael Petersen						
2	14:14:40.322	1:18.368	+4.168	24.431	32.105	21.832	1	14:13:13.008	1:19.451	+3.871	25.951	34.727	18.773
3	14:17:11.378	2:31.056	+1:16.856	59.615	56.213	35.228	2	14:14:37.822	1:24.814	+9.234	25.204	35.777	23.833
4	14:19:42.489	2:31.111	+1:16.911	59.516	54.836	36.759	3	14:17:08.568	2:30.746	+1:15.166	59.019	55.168	36.559
5	14:21:29.035	1:46.546	+32.346	44.652	43.069	18.825	4	14:19:39.040	2:30.472	+1:14.892	57.885	56.680	35.907
6	14:22:44.343	1:15.308	+1.108	24.822	32.913	17.573	5	14:21:25.458	1:46.418	+30.838	45.654	42.451	18.313
7	14:23:59.357	1:15.014	+0.814	24.156	33.150	17.708	6	14:22:42.152	1:16.694	+1.114	24.265	33.572	18.857
8	14:25:13.557	1:14.200		23.968	32.572	17.660	7	14:24:00.036	1:17.884	+2.304	25.163	34.145	18.576
9	14:26:29.282	1:15.725	+1.525	24.635	31.245	19.845	8	14:25:15.616	1:15.580		25.104	32.456	18.020
10	14:28:21.009	1:51.727	+37.527	24.780	37.204	49.743	9	14:26:34.142	1:18.526	+2.946	24.885	33.948	19.693
11	14:30:03.078	1:42.069	+27.869	28.428	40.745	32.896	10	14:28:22.369	1:48.227	+32.647	26.463	33.486	48.278
(277) Christian Pedersen							11	14:30:04.239	1:41.870	+26.290	29.318	39.543	33.009
1	14:13:14.184	1:21.760	+6.370	28.394	34.617	18.749	(94) Mikael Petersen						
2	14:14:38.803	1:24.619	+9.229	26.151	35.353	23.115	1	14:13:13.008	1:19.451	+3.871	25.951	34.727	18.773
3	14:17:09.642	2:30.839	+1:15.449	59.744	54.896	36.199	2	14:14:37.822	1:24.814	+9.234	25.204	35.777	23.833
4	14:19:40.575	2:30.933	+1:15.543	58.634	55.575	36.724	3	14:17:08.568	2:30.746	+1:15.166	59.019	55.168	36.559

These results are provisional, until the conclusion of any judicial and technical inquiries.

Hans-Jorn Sogaard Andersen
Clerk of the Course

Attila Boros
Chief Timekeeper

CHRONOMOTO
TIMING

Padborg Park Open

OK Mobil 1 Legend Car Cup

Padborg Park 2,150 km

Heat 3 - Modified

2018.04.22. 16:10

Race (15:00 and 1 Laps)

POLE POSITION

1	1 177 Lars Bohnensach Ebbesen	2 21 Michael Sovang Christensen
2	3 133 Mirza Ahmetagic	4 87 Henrik Vejen
3	5 27 Calle Helbo	6 11 Rasmus Villads Andersen
4	7 39 Christian Hansen	8 55 Jacob Ommen
5	9 41 Flemming Jensen	10 24 Anders Eriksen
6	11 17 Anders Sonne Hyrup	12 195 Magnus Madsen
7	13 744 Martin Doktor	14 63 Freddie Veje
8	15 188 Jens ostergaard Frederiksen	16 2 Poul Bonde
9	17 36 Torben M. Sorensen	18 5 Frederik Valdemar Schroder
10	19 52 Sorba Taus Kidmose	20 88 Villy Jorgensen

#39, #277 + 4 pladser pa startgrid i Heat3 - ikke opfyldt specifikation ved personlig udrustning

Padborg Park Open


OK Mobil 1 Legend Car Cup

Padborg Park 2,150 km

Heat 3 - Modified

2018.04.22. 16:10

Race (15:00 and 1 Laps)



11	21 4 Mike Bekke	22 199 Camilla Traerup Christiansen
12	23 114 Nikolaj Leed	24 7 Mathias Eriksen
13	25 89 Jorgen Andersen	26 6 Peter Bekke
14	27 82 Ronni Pedersen	28 23 Nanna Moller Kanstrup
15	29 314 Ronnie Nielsen	30 14 Cliff Hansen
16	31 94 Mikael Petersen	32 69 August Hansen
17	33 45 Mikkel Slavensky Debois	34 66 Jorgen Thaulov
18	35 277 Christian Pedersen	36 81 Christian Nissen
19	37 22 Lars Henrik Kanstrup	38 684 Mads Pedersen

#39, #277 + 4 pladser på startgrid i Heat3 - ikke opfyldt specifikation ved personlig udrustning

Padborg Park Open

Sorted on Laps

OK Mobil 1 Legend Car Cup

Padborg Park 2,150 km

Heat 3

2018.04.22. 16:10

Race (15:00 and 1 Laps) started at 16:19:27

Pos	No.	Name	Nat.	Car	Class	Laps	Total Tm	Diff	Gap	Best Tm
1	177	Lars Bohnensach Ebbesen	DNK	Ford Coupé	Legend	14	16:36.954			1:09.563
2	21	Michael Sovang Christensen	DNK	Legend Chevy Sedan	Legend	14	16:37.331	0.377	0.377	1:09.400
3	87	Henrik Vejen	DNK	Ford Sedan	Legend OB	14	16:38.482	1.528	1.151	1:09.665
4	39	Christian Hansen	DNK	Ford Coupe	Legend	14	16:38.532	1.578	0.050	1:09.678
5	27	Calle Helbo	DNK	Chevy Coupé 34	Legend	14	16:39.007	2.053	0.475	1:09.458
6	133	Mirza Ahmetagic	DNK	TMS racing Legend	Legend	14	16:40.355	3.401	1.348	1:09.631
7	36	Torben M. Sorensen	DNK	Legend car TMS Racing	Legend OB	14	16:48.102	11.148	7.747	1:09.636
8	11	Rasmus Villads Andersen	DNK	Ford Sedan 37	Legend	14	16:49.312	12.358	1.210	1:10.321
9	195	Magnus Madsen	DNK	Legends Chevy Coupe	Legend	14	16:52.463	15.509	3.151	1:10.161
10	55	Jacob Ommen	DNK	Legend Car Ford Coupe	Legend OB	14	16:52.970	16.016	0.507	1:09.943
11	24	Anders Eriksen	DNK	Legend Ford 34	Legend OB	14	16:59.001	22.047	6.031	1:10.520
12	63	Freddie Veje	DNK	Ford Sedan	Legend OB	14	16:59.266	22.312	0.265	1:10.522
13	684	Mads Pedersen	DNK	Chevy 37 Sedan PM2	Legend	14	16:59.444	22.490	0.178	1:09.609
14	41	Flemming Jensen	DNK	Ford Coupe	Legend OB	14	16:59.844	22.890	0.400	1:10.223
15	17	Anders Sonne Hyrup	DNK	Ford Sedan 1937 Legend	Legend OB	14	17:04.133	27.179	4.289	1:10.293
16	89	Jorgen Andersen	DNK	Ford Coupe 34	Legend	14	17:05.760	28.806	1.627	1:10.024
17	188	Jens ostergaard Frederiksen	DNK	Ford Sedan 34	Legend OB	14	17:09.630	32.676	3.870	1:10.787
18	45	Mikkel Slavensky Debois	DNK	Legend Ford sedan 1937	Legend	14	17:25.284	48.330	15.654	1:11.899
19	2	Poul Bonde	DNK	Ford Ford Coupe 34	Legend OB	14	17:27.501	50.547	2.217	1:12.424
20	114	Nikolaj Leed	DNK	Legend Chevrolet Coupe	Legend	14	17:28.774	51.820	1.273	1:11.763
21	6	Peter Bekke	DNK	Ford Coupe	Legend OB	14	17:31.408	54.454	2.634	1:12.109
22	22	Lars Henrik Kanstrup	DNK	Legend Car Ford Sedan 37	Legend OB	14	17:32.041	55.087	0.633	1:12.227
23	88	Villy Jorgensen	DNK	MAN TGC	Legend OB	14	17:40.830	1:03.876	8.789	1:12.282
24	69	August Hansen	DNK	Ford Coupe	Legend	14	17:45.405	1:08.451	4.575	1:12.910
25	199	Camilla Traerup Christiansen	DNK	Legend 34 Chevy Coupe	Legend	14	17:46.785	1:09.831	1.380	1:13.537
26	23	Nanna Moller Kanstrup	DNK	Ford Sedan	Legend	14	17:47.348	1:10.394	0.563	1:13.345
27	4	Mike Bekke	DNK	Chevy Sedan	Legend	13	16:36.946	1 Lap	1 Lap	1:10.786
28	314	Ronnie Nielsen	DNK	Legend Car	Legend	13	16:56.892	1 Lap	19.946	1:13.994
29	14	Cliff Hansen	DNK	Ford Ford sedan 37	Legend OB	13	17:10.826	1 Lap	13.934	1:13.735
30	94	Mikael Petersen	DNK	Ford Coupe	Legend OB	13	17:13.896	1 Lap	3.070	1:15.705
31	52	Sorba Taus Kidmose	DNK	Ford Sedan	Legend OB	11	13:35.472	3 Laps	2 Laps	1:10.582
32	66	Jorgen Thaulov	DNK	Legend Chevy Coupe 1934	Legend OB	10	13:49.051	4 Laps	1 Lap	1:14.113
33	7	Mathias Eriksen	DNK	Legend	Legend	10	18:10.306	4 Laps	4:21.255	1:12.218

Not classified (75% = 10 Laps)

277	Christian Pedersen	DNK		Legend	5	7:08.643	9 Laps	5 Laps	1:15.146
5	Frederik Valdemar Schroder	DNK	Legend	Legend	3	4:12.766	11 Laps	2 Laps	1:14.033

Margin of Victory	Avg. Speed	Best Lap Tm	Best Speed	Best Lap by
0.377	108,691	1:09.400	111,527	21 - Michael Sovang Christensen

Orbits

These results are provisional, until the conclusion of any judicial and technical inquiries.



Hans-Jorn Sogaard Andersen
Clerk of the Course



Attila Boros
Chief Timekeeper



CHRONOMOTO
TIMING

Padborg Park Open

Sorted on Laps

OK Mobil 1 Legend Car Cup

Padborg Park 2,150 km

Heat 3

2018.04.22. 16:10

Race (15:00 and 1 Laps) started at 16:19:27

Pos	No.	Name	Nat.	Car	Class	Laps	Total Tm	Diff	Gap	Best Tm
DNS	744	Martin Doktor	DNK	Chevy Sedan 37	Legend			DNS		
DNS	82	Ronni Pedersen	DNK	Legend Ford Sedan 34	Legend			DNS		
DNS	81	Christian Nissen	DNK	chevy sedan 37 legend	Legend			DNS		

Margin of Victory	Avg. Speed	Best Lap Tm	Best Speed	Best Lap by
0.377	108,691	1:09.400	111,527	21 - Michael Sovang Christensen

Orbits

These results are provisional, until the conclusion of any judicial and technical inquiries.



Hans-Jorn Sogaard Andersen
Clerk of the Course



Attila Boros
Chief Timekeeper



CHRONOMOTO
TIMING

Padborg Park Open

Sorted on Laps

OK Mobil 1 Legend Car Cup

Padborg Park 2,150 km

Heat 3

2018.04.22. 16:10

Race (15:00 and 1 Laps) started at 16:19:27

Pos	No.	Name	Nat.	Car	Class	Laps	Total Tm	Diff	Gap	Best Tm
Legend										
1	177	Lars Bohnensach Ebbesen	DNK	Ford Coupé	Legend	14	16:36.954			1:09.563
2	21	Michael Sovang Christensen	DNK	Legend Chevy Sedan	Legend	14	16:37.331	0.377	0.377	1:09.400
3	39	Christian Hansen	DNK	Ford Coupe	Legend	14	16:38.532	1.578	1.201	1:09.678
4	27	Calle Helbo	DNK	Chevy Coupé 34	Legend	14	16:39.007	2.053	0.475	1:09.458
5	133	Mirza Ahmetagic	DNK	TMS racing Legend	Legend	14	16:40.355	3.401	1.348	1:09.631
6	11	Rasmus Villads Andersen	DNK	Ford Sedan 37	Legend	14	16:49.312	12.358	8.957	1:10.321
7	195	Magnus Madsen	DNK	Legends Chevy Coupe	Legend	14	16:52.463	15.509	3.151	1:10.161
8	684	Mads Pedersen	DNK	Chevy 37 Sedan PM2	Legend	14	16:59.444	22.490	6.981	1:09.609
9	89	Jorgen Andersen	DNK	Ford Coupe 34	Legend	14	17:05.760	28.806	6.316	1:10.024
10	45	Mikkel Slavensky Debois	DNK	Legend Ford sedan 1937	Legend	14	17:25.284	48.330	19.524	1:11.899
11	114	Nikolaj Leed	DNK	Legend Chevrolet Coupe	Legend	14	17:28.774	51.820	3.490	1:11.763
12	69	August Hansen	DNK	Ford Coupe	Legend	14	17:45.405	1:08.451	16.631	1:12.910
13	199	Camilla Traerup Christiansen	DNK	Legend 34 Chevy Coupe	Legend	14	17:46.785	1:09.831	1.380	1:13.537
14	23	Nanna Moller Kanstrup	DNK	Ford Sedan	Legend	14	17:47.348	1:10.394	0.563	1:13.345
15	4	Mike Bekke	DNK	Chevy Sedan	Legend	13	16:36.946	1 Lap	1 Lap	1:10.786
16	314	Ronnie Nielsen	DNK	Legend Car	Legend	13	16:56.892	1 Lap	19.946	1:13.994
17	7	Mathias Eriksen	DNK	Legend	Legend	10	18:10.306	4 Laps	3 Laps	1:12.218

Not classified (75% = 10 Laps)

	277	Christian Pedersen	DNK		Legend	5	7:08.643	9 Laps	5 Laps	1:15.146
	5	Frederik Valdemar Schroder	DNK	Legend	Legend	3	4:12.766	11 Laps	2 Laps	1:14.033
DNS	744	Martin Doktor	DNK	Chevy Sedan 37	Legend			DNS		
DNS	82	Ronni Pedersen	DNK	Legend Ford Sedan 34	Legend			DNS		
DNS	81	Christian Nissen	DNK	chevy sedan 37 legend	Legend			DNS		

Legend OB

1	87	Henrik Vejen	DNK	Ford Sedan	Legend OB	14	16:38.482			1:09.665
2	36	Torben M. Sorensen	DNK	Legend car TMS Racing	Legend OB	14	16:48.102	9.620	9.620	1:09.636
3	55	Jacob Ommen	DNK	Legend Car Ford Coupe	Legend OB	14	16:52.970	14.488	4.868	1:09.943
4	24	Anders Eriksen	DNK	Legend Ford 34	Legend OB	14	16:59.001	20.519	6.031	1:10.520
5	63	Freddie Veje	DNK	Ford Sedan	Legend OB	14	16:59.266	20.784	0.265	1:10.522
6	41	Flemming Jensen	DNK	Ford Coupe	Legend OB	14	16:59.844	21.362	0.578	1:10.223
7	17	Anders Sonne Hyrup	DNK	Ford Sedan 1937 Legend	Legend OB	14	17:04.133	25.651	4.289	1:10.293
8	188	Jens ostergaard Frederiksen	DNK	Ford Sedan 34	Legend OB	14	17:09.630	31.148	5.497	1:10.787
9	2	Poul Bonde	DNK	Ford Ford Coupe 34	Legend OB	14	17:27.501	49.019	17.871	1:12.424

Margin of Victory	Avg. Speed	Best Lap Tm	Best Speed	Best Lap by
0.377	108,691	1:09.400	111,527	21 - Michael Sovang Christensen

Orbits

These results are provisional, until the conclusion of any judicial and technical inquiries.


Hans-Jorn Sogaard Andersen
Clerk of the Course


Attila Boros
Chief Timekeeper


CHRONOMOTO
TIMING

Padborg Park Open

Sorted on Laps

OK Mobil 1 Legend Car Cup

Padborg Park 2,150 km

Heat 3

2018.04.22. 16:10

Race (15:00 and 1 Laps) started at 16:19:27

Pos	No.	Name	Nat.	Car	Class	Laps	Total Tm	Diff	Gap	Best Tm
10	6	Peter Bekke	DNK	Ford Coupe	Legend OB	14	17:31.408	52.926	3.907	1:12.109
11	22	Lars Henrik Kanstrup	DNK	Legend Car Ford Sedan 37	Legend OB	14	17:32.041	53.559	0.633	1:12.227
12	88	Villy Jorgensen	DNK	MAN TGC	Legend OB	14	17:40.830	1:02.348	8.789	1:12.282
13	14	Cliff Hansen	DNK	Ford Ford sedan 37	Legend OB	13	17:10.826	1 Lap	1 Lap	1:13.735
14	94	Mikael Petersen	DNK	Ford Coupe	Legend OB	13	17:13.896	1 Lap	3.070	1:15.705
15	52	Sorba Taus Kidmose	DNK	Ford Sedan	Legend OB	11	13:35.472	3 Laps	2 Laps	1:10.582
16	66	Jorgen Thaulov	DNK	Legend Chevy Coupe 1934	Legend OB	10	13:49.051	4 Laps	1 Lap	1:14.113

Margin of Victory	Avg. Speed	Best Lap Tm	Best Speed	Best Lap by
0.377	108,691	1:09.400	111,527	21 - Michael Sovang Christensen

Orbits

These results are provisional, until the conclusion of any judicial and technical inquiries.

Hans-Jorn Sogaard Andersen
Clerk of the Course

Attila Boros
Chief Timekeeper

Padborg Park Open

OK Mobil 1 Legend Car Cup

Padborg Park 2,150 km

Heat 3

2018.04.22. 16:10

Race (15:00 and 1 Laps) started at 16:19:27

Lap	Time of Day	Lap Tm	Diff	S1 Tm	S2 Tm	S3 Tm	Lap	Time of Day	Lap Tm	Diff	S1 Tm	S2 Tm	S3 Tm
(177) Lars Bohnsach Ebbesen							9	16:30:16.554	1:10.148	+0.690	22.568	30.489	17.091
1	16:20:52.921	1:09.563		22.628	30.173	16.762	10	16:31:26.205	1:09.651	+0.193	22.455	30.196	17.000
2	16:22:03.026	1:10.105	+0.542	22.596	30.591	16.918	11	16:32:36.593	1:10.388	+0.930	23.319	30.306	16.763
3	16:23:13.356	1:10.330	+0.767	22.765	30.560	17.005	12	16:33:46.388	1:09.795	+0.337	22.502	30.268	17.025
4	16:24:23.506	1:10.150	+0.587	23.146	30.053	16.951	13	16:34:56.215	1:09.827	+0.369	22.689	30.107	17.031
5	16:25:33.711	1:10.205	+0.642	22.940	30.254	17.011	14	16:36:06.030	1:09.815	+0.357	22.712	30.008	17.095
6	16:26:43.922	1:10.211	+0.648	22.928	30.218	17.065	(133) Mirza Ahmetagic						
7	16:27:53.874	1:09.952	+0.389	22.827	30.217	16.908	1	16:20:54.797	1:10.588	+0.957	22.894	30.540	17.154
8	16:29:03.543	1:09.669	+0.106	22.527	30.337	16.805	2	16:22:06.835	1:12.038	+2.407	23.512	31.006	17.520
9	16:30:13.466	1:09.923	+0.360	22.833	30.170	16.920	3	16:23:16.634	1:09.799	+0.168	22.803	30.045	16.951
10	16:31:23.694	1:10.228	+0.665	22.840	30.383	17.005	4	16:24:26.560	1:09.926	+0.295	22.748	30.056	17.122
11	16:32:33.948	1:10.254	+0.691	22.798	30.599	16.857	5	16:25:36.311	1:09.751	+0.120	22.629	30.107	17.015
12	16:33:44.065	1:10.117	+0.554	22.707	30.439	16.971	6	16:26:46.520	1:10.209	+0.578	22.839	30.342	17.028
13	16:34:53.923	1:09.858	+0.295	22.709	30.221	16.928	7	16:27:56.174	1:09.654	+0.023	22.768	30.002	16.884
14	16:36:03.977	1:10.054	+0.491	22.587	30.298	17.169	8	16:29:05.805	1:09.631		22.561	30.047	17.023
(21) Michael Sovang Christensen							9	16:30:16.196	1:10.391	+0.760	22.974	30.371	17.046
1	16:20:54.032	1:10.256	+0.856	22.858	30.455	16.943	10	16:31:26.225	1:10.029	+0.398	22.652	30.183	17.194
2	16:22:03.722	1:09.690	+0.290	22.649	30.100	16.941	11	16:32:37.481	1:11.256	+1.625	23.545	30.767	16.944
3	16:23:13.657	1:09.935	+0.535	22.539	30.138	17.258	12	16:33:47.569	1:10.088	+0.457	22.794	30.223	17.071
4	16:24:23.773	1:10.116	+0.716	22.969	30.043	17.104	13	16:34:57.488	1:09.919	+0.288	22.741	30.137	17.041
5	16:25:33.930	1:10.157	+0.757	22.800	30.279	17.078	14	16:36:07.378	1:09.890	+0.259	22.840	30.176	16.874
6	16:26:44.230	1:10.300	+0.900	22.891	30.120	17.289	(36) Torben M. Sorensen						
7	16:27:54.341	1:10.111	+0.711	22.635	30.434	17.042	1	16:20:59.193	1:11.667	+2.031	23.548	30.798	17.321
8	16:29:03.741	1:09.400		22.650	29.965	16.785	2	16:22:10.476	1:11.283	+1.647	23.573	30.661	17.049
9	16:30:13.723	1:09.982	+0.582	22.821	30.063	17.098	3	16:23:20.381	1:09.905	+0.269	22.745	30.154	17.006
10	16:31:23.962	1:10.239	+0.839	22.838	30.359	17.042	4	16:24:30.017	1:09.636		22.388	30.099	17.149
11	16:32:34.502	1:10.540	+1.140	22.790	30.852	16.898	5	16:25:40.136	1:10.119	+0.483	22.780	30.324	17.015
12	16:33:44.771	1:10.269	+0.869	22.658	30.542	17.069	6	16:26:50.574	1:10.438	+0.802	22.791	30.462	17.185
13	16:34:54.377	1:09.606	+0.206	22.598	30.076	16.932	7	16:28:01.127	1:10.553	+0.917	22.713	30.406	17.434
14	16:36:04.354	1:09.977	+0.577	22.578	30.302	17.097	8	16:29:11.358	1:10.231	+0.595	22.600	30.364	17.267
(87) Henrik Vejen							9	16:30:22.025	1:10.667	+1.031	22.740	30.516	17.411
1	16:20:54.913	1:10.417	+0.752	22.767	30.544	17.106	10	16:31:33.253	1:11.228	+1.592	22.787	30.971	17.470
2	16:22:06.226	1:11.313	+1.648	23.726	30.316	17.271	11	16:32:44.032	1:10.779	+1.143	22.914	30.361	17.504
3	16:23:16.108	1:09.882	+0.217	22.901	29.867	17.114	12	16:33:54.385	1:10.353	+0.717	22.575	30.390	17.388
4	16:24:25.949	1:09.841	+0.176	22.670	30.041	17.130	13	16:35:04.948	1:10.563	+0.927	22.955	30.431	17.177
5	16:25:35.828	1:09.879	+0.214	22.664	30.001	17.214	14	16:36:15.125	1:10.177	+0.541	22.653	30.263	17.261
6	16:26:45.676	1:09.848	+0.183	22.620	30.181	17.047	(11) Rasmus Villads Andersen						
7	16:27:55.710	1:10.034	+0.369	22.616	30.243	17.175	1	16:20:56.080	1:11.002	+0.681	23.335	30.536	17.131
8	16:29:05.375	1:09.665		22.522	30.043	17.100	2	16:22:07.244	1:11.164	+0.843	23.132	30.697	17.335
9	16:30:15.396	1:10.021	+0.356	22.737	30.259	17.025	3	16:23:18.237	1:10.993	+0.672	23.684	30.437	16.872
10	16:31:25.745	1:10.349	+0.684	22.766	30.402	17.181	4	16:24:28.930	1:10.693	+0.372	23.171	30.390	17.132
11	16:32:35.791	1:10.046	+0.381	22.797	30.065	17.184	5	16:25:39.775	1:10.845	+0.524	23.058	30.726	17.061
12	16:33:45.525	1:09.734	+0.069	22.811	29.892	17.031	6	16:26:51.043	1:11.268	+0.947	23.036	30.962	17.270
13	16:34:55.575	1:10.050	+0.385	22.736	30.101	17.213	7	16:28:01.626	1:10.583	+0.262	23.069	30.365	17.149
14	16:36:05.505	1:09.930	+0.265	22.795	30.158	16.977	8	16:29:11.947	1:10.321		22.938	30.394	16.989
(39) Christian Hansen							9	16:30:22.890	1:10.943	+0.622	23.100	30.618	17.225
1	16:20:55.519	1:10.747	+1.069	23.065	30.473	17.209	10	16:31:33.715	1:10.825	+0.504	23.176	30.531	17.118
2	16:22:06.007	1:10.488	+0.810	22.919	30.295	17.274	11	16:32:44.460	1:10.745	+0.424	23.190	30.458	17.097
3	16:23:15.871	1:09.864	+0.186	22.773	30.097	16.994	12	16:33:54.942	1:10.482	+0.161	23.026	30.628	16.828
4	16:24:25.579	1:09.708	+0.030	22.643	30.048	17.017	13	16:35:05.430	1:10.488	+0.167	22.975	30.493	17.020
5	16:25:35.574	1:09.995	+0.317	22.825	30.109	17.061	14	16:36:16.335	1:10.905	+0.584	23.162	30.392	17.351
6	16:26:45.438	1:09.864	+0.186	22.738	30.047	17.079	(195) Magnus Madsen						
7	16:27:55.460	1:10.022	+0.344	22.710	30.241	17.071	1	16:20:58.730	1:11.901	+1.740	23.412	30.905	17.584
8	16:29:05.138	1:09.678		22.632	30.090	16.956	2	16:22:10.905	1:12.175	+2.014	23.716	30.893	17.566
9	16:30:15.153	1:10.015	+0.337	22.725	30.280	17.010	3	16:23:21.958	1:11.053	+0.892	22.876	30.638	17.539
10	16:31:25.480	1:10.327	+0.649	22.860	30.459	17.008	4	16:24:32.944	1:10.986	+0.825	22.897	30.899	17.190
11	16:32:35.568	1:10.088	+0.410	22.930	30.080	17.078	5	16:25:43.639	1:10.695	+0.534	22.842	30.704	17.149
12	16:33:45.326	1:09.758	+0.080	22.663	30.139	16.956	6	16:26:54.809	1:11.170	+1.009	23.055	30.784	17.331
13	16:34:55.323	1:09.997	+0.319	22.695	30.247	17.055	7	16:28:05.821	1:11.012	+0.851	23.491	30.544	16.977
14	16:36:05.555	1:10.232	+0.554	22.940	30.132	17.160	8	16:29:16.227	1:10.406	+0.245	22.818	30.431	17.157
(27) Calle Helbo							9	16:30:26.621	1:10.394	+0.233	22.765	30.571	17.058
1	16:20:55.842	1:11.022	+1.564	22.926	30.770	17.326	10	16:31:37.266	1:10.645	+0.484	22.870	30.426	17.349
2	16:22:07.309	1:11.467	+2.009	22.962	30.735	17.770	11	16:32:47.713	1:10.447	+0.286	22.715	30.795	16.937
3	16:23:17.418	1:10.109	+0.651	23.338	29.907	16.864	12	16:33:57.874	1:10.161		22.857	30.343	16.961
4	16:24:27.031	1:09.613	+0.155	22.576	30.062	16.975	13	16:35:08.510	1:10.636	+0.475	22.809	30.546	17.281
5	16:25:36.489	1:09.458		22.527	29.936	16.995	14	16:36:19.486	1:10.976	+0.815	22.855	30.631	17.490
6	16:26:46.851	1:10.362	+0.904	22.813	30.355	17.194	(55) Jacob Ommen						
7	16:27:56.727	1:09.876	+0.418	22.618	30.156	17.102	1	16:20:56.600	1:11.148	+1.205	23.358	30.527	17.263
8	16:29:06.406	1:09.											

Padborg Park Open

OK Mobil 1 Legend Car Cup

Padborg Park 2,150 km

Heat 3

2018.04.22. 16:10

Race (15:00 and 1 Laps) started at 16:19:27

Lap	Time of Day	Lap Tm	Diff	S1 Tm	S2 Tm	S3 Tm	Lap	Time of Day	Lap Tm	Diff	S1 Tm	S2 Tm	S3 Tm
3	16:23:19.543	1:11.807	+1.864	23.761	30.175	17.871	13	16:35:15.092	1:11.189	+0.966	23.446	30.459	17.284
4	16:24:30.196	1:10.653	+0.710	22.832	30.428	17.393	14	16:36:26.867	1:11.775	+1.552	23.560	30.623	17.592
5	16:25:41.635	1:11.439	+1.496	23.208	30.638	17.593	(17) Anders Sonne Hyrup						
6	16:26:52.451	1:10.816	+0.873	22.866	30.466	17.484	1	16:20:57.136	1:11.047	+0.754	23.224	30.557	17.266
7	16:28:03.030	1:10.579	+0.636	22.865	30.338	17.376	2	16:22:16.031	1:18.895	+8.602	30.900	30.563	17.432
8	16:29:13.551	1:10.521	+0.578	22.778	30.374	17.369	3	16:23:26.825	1:10.794	+0.501	22.844	30.622	17.328
9	16:30:23.494	1:09.943		22.761	30.112	17.070	4	16:24:37.762	1:10.937	+0.644	22.974	30.327	17.636
10	16:31:34.640	1:11.146	+1.203	22.916	30.404	17.826	5	16:25:48.055	1:10.293		22.688	30.541	17.064
11	16:32:45.912	1:11.272	+1.329	23.283	30.525	17.464	6	16:26:58.402	1:10.347	+0.054	22.696	30.385	17.266
12	16:33:56.512	1:10.600	+0.657	22.913	30.343	17.344	7	16:28:09.703	1:11.301	+1.008	23.046	30.899	17.356
13	16:35:08.061	1:11.549	+1.606	23.316	30.627	17.606	8	16:29:21.904	1:12.201	+1.908	23.727	30.650	17.824
14	16:36:19.993	1:11.932	+1.989	23.110	31.074	17.748	9	16:30:33.505	1:11.601	+1.308	23.273	30.811	17.517
(24) Anders Eriksen							10	16:31:44.997	1:11.492	+1.199	23.267	30.708	17.517
1	16:20:58.395	1:11.945	+1.425	23.572	30.922	17.451	11	16:32:56.316	1:11.319	+1.026	22.968	31.060	17.291
2	16:22:11.531	1:13.136	+2.616	23.915	31.795	17.426	12	16:34:07.717	1:11.401	+1.108	22.876	30.985	17.540
3	16:23:22.427	1:10.896	+0.376	22.875	30.433	17.588	13	16:35:19.219	1:11.502	+1.209	23.293	30.677	17.532
4	16:24:33.418	1:10.991	+0.471	23.092	30.572	17.327	14	16:36:31.156	1:11.937	+1.644	23.235	30.944	17.758
5	16:25:43.938	1:10.520		22.952	30.472	17.096	(89) Jorgen Andersen						
6	16:26:54.809	1:10.871	+0.351	23.393	30.296	17.182	1	16:21:06.170	1:15.861	+5.837	25.195	32.605	18.061
7	16:28:06.993	1:12.184	+1.664	23.830	30.764	17.590	2	16:22:19.397	1:13.227	+3.203	23.916	31.356	17.955
8	16:29:18.554	1:11.561	+1.041	23.054	30.946	17.561	3	16:23:31.937	1:12.540	+2.516	23.090	30.344	19.106
9	16:30:30.238	1:11.684	+1.164	23.322	30.802	17.560	4	16:24:42.728	1:10.791	+0.767	22.873	30.475	17.443
10	16:31:41.311	1:11.073	+0.553	22.968	30.443	17.662	5	16:25:53.820	1:11.092	+1.068	23.246	30.462	17.384
11	16:32:52.245	1:10.934	+0.414	23.094	30.308	17.532	6	16:27:04.604	1:10.784	+0.760	22.809	30.588	17.387
12	16:34:03.290	1:11.045	+0.525	23.385	30.607	17.053	7	16:28:16.048	1:11.444	+1.420	23.298	30.786	17.360
13	16:35:14.402	1:11.112	+0.592	23.268	30.579	17.265	8	16:29:27.988	1:11.940	+1.916	24.099	30.882	16.959
14	16:36:26.024	1:11.622	+1.102	23.249	30.852	17.521	9	16:30:38.366	1:10.378	+0.354	22.813	30.425	17.140
(63) Freddie Vejle							10	16:31:48.390	1:10.024		22.790	30.280	16.954
1	16:20:58.887	1:11.658	+1.136	23.464	30.850	17.344	11	16:32:59.421	1:11.031	+1.007	22.835	30.782	17.414
2	16:22:11.934	1:13.047	+2.525	24.669	30.744	17.634	12	16:34:10.051	1:10.630	+0.606	23.114	30.294	17.222
3	16:23:22.745	1:10.811	+0.289	22.886	30.472	17.453	13	16:35:21.501	1:11.450	+1.426	22.997	31.381	17.072
4	16:24:33.779	1:11.034	+0.512	22.991	30.800	17.243	14	16:36:32.783	1:11.282	+1.258	22.828	31.078	17.376
5	16:25:44.301	1:10.522		22.851	30.345	17.326	(188) Jens ostergaard Frederiksen						
6	16:26:55.262	1:10.961	+0.439	23.237	30.481	17.243	1	16:20:59.785	1:12.568	+1.781	24.367	31.183	17.018
7	16:28:07.311	1:12.049	+1.527	23.701	30.814	17.534	2	16:22:12.755	1:12.970	+2.183	24.938	30.611	17.421
8	16:29:18.393	1:11.082	+0.560	22.956	30.939	17.187	3	16:23:24.058	1:11.303	+0.516	23.178	30.775	17.350
9	16:30:29.627	1:11.234	+0.712	23.319	30.792	17.123	4	16:24:34.845	1:10.787		22.889	30.519	17.379
10	16:31:40.718	1:11.091	+0.569	23.090	30.544	17.457	5	16:25:45.930	1:11.085	+0.298	22.964	30.803	17.318
11	16:32:51.892	1:11.174	+0.652	23.063	30.765	17.346	6	16:26:57.646	1:11.716	+0.929	23.218	31.031	17.467
12	16:34:03.724	1:11.832	+1.310	23.425	30.791	17.616	7	16:28:09.195	1:11.549	+0.762	23.047	31.171	17.331
13	16:35:14.815	1:11.091	+0.569	23.357	30.352	17.382	8	16:29:21.384	1:12.189	+1.402	23.823	30.829	17.537
14	16:36:26.289	1:11.474	+0.952	23.403	30.522	17.549	9	16:30:33.840	1:12.456	+1.669	23.303	31.099	18.054
(684) Mads Pedersen							10	16:31:45.710	1:11.870	+1.083	23.425	31.003	17.442
1	16:21:07.840	1:15.073	+5.464	25.450	32.092	17.531	11	16:32:59.694	1:13.984	+3.197	24.121	31.651	18.212
2	16:22:21.616	1:13.776	+4.167	25.640	31.154	16.982	12	16:34:11.381	1:11.687	+0.900	23.462	30.686	17.539
3	16:23:33.036	1:11.420	+1.811	22.704	30.764	17.952	13	16:35:23.071	1:11.690	+0.903	23.245	31.271	17.174
4	16:24:43.837	1:10.801	+1.192	23.784	30.008	17.009	14	16:36:36.653	1:13.582	+2.795	23.762	32.087	17.733
5	16:25:54.621	1:10.784	+1.175	22.866	30.789	17.129	(45) Mikkel Slavensky Debois						
6	16:27:05.079	1:10.458	+0.849	23.022	30.041	17.395	1	16:21:07.040	1:15.177	+3.278	24.868	32.119	18.190
7	16:28:16.249	1:11.170	+1.561	23.006	30.662	17.502	2	16:22:22.677	1:15.637	+3.738	25.870	31.666	18.101
8	16:29:27.064	1:10.815	+1.206	23.593	30.075	17.147	3	16:23:35.285	1:12.608	+0.709	23.744	31.043	17.821
9	16:30:36.810	1:09.746	+0.137	22.903	29.872	16.971	4	16:24:47.352	1:12.067	+0.168	23.495	31.074	17.498
10	16:31:46.419	1:09.609		22.899	29.927	16.783	5	16:25:59.437	1:12.085	+0.186	23.466	31.009	17.610
11	16:32:56.506	1:10.087	+0.478	23.108	29.885	17.094	6	16:27:12.633	1:13.196	+1.297	23.984	31.806	17.406
12	16:34:06.697	1:10.191	+0.582	22.799	30.398	16.994	7	16:28:24.664	1:12.031	+0.132	23.363	31.127	17.541
13	16:35:16.727	1:10.030	+0.421	22.924	30.018	17.088	8	16:29:36.741	1:12.077	+0.178	23.323	31.231	17.523
14	16:36:26.467	1:09.740	+0.131	22.759	29.921	17.060	9	16:30:48.856	1:12.115	+0.216	23.374	31.170	17.571
(41) Flemming Jensen							10	16:32:00.755	1:11.899		23.279	31.357	17.263
1	16:20:57.022	1:11.165	+0.942	23.099	30.749	17.317	11	16:33:12.819	1:12.064	+0.165	23.305	30.965	17.794
2	16:22:14.186	1:17.164	+6.941	29.797	30.073	17.294	12	16:34:25.840	1:13.021	+1.122	23.435	32.164	17.422
3	16:23:24.990	1:10.804	+0.581	23.098	30.739	16.967	13	16:35:38.493	1:12.653	+0.754	23.361	31.439	17.853
4	16:24:35.213	1:10.223		22.793	30.135	17.295	14	16:36:52.307	1:13.814	+1.915	23.811	31.938	18.065
5	16:25:46.273	1:11.060	+0.837	22.966	30.706	17.388	(2) Poul Bonde						
6	16:26:56.729	1:10.456	+0.233	23.003	30.192	17.261	1	16:21:02.357	1:14.484	+2.060	25.023	31.318	18.143
7	16:28:07.648	1:10.919	+0.696	22.772	30.560	17.587	2	16:22:16.587	1:14.230	+1.806	24.529	31.349	18.352
8	16:29:18.926	1:11.278	+1.055	22.869	30.904	17.505	3	16:23:29.434	1:12.847	+0.423	23.512	31.421	17.914
9	16:30:30.394	1:11.468	+1.245	23.393	30.576	17.499	4	16:24:42.219	1:12.785	+0.361	23.570	31.284	17.931
10	16:31:41.526	1:11.132	+0.909	23.132	30.660	17.340	5	16:25:56.030	1:13.811	+1.387	24.155	31.202	18.454
11	16:32:52.497	1:10.971	+0.748	23.067	30.293	17.611	6	16:27:08.598	1:12.568	+0.144	23.863	31.079	17.626
12	16:34:03.903	1:11.406	+1.183	23.290	30.780	17.336							

Padborg Park Open

OK Mobil 1 Legend Car Cup

Padborg Park 2,150 km

Heat 3

2018.04.22. 16:10

Race (15:00 and 1 Laps) started at 16:19:27

Lap	Time of Day	Lap Tm	Diff	S1 Tm	S2 Tm	S3 Tm	Lap	Time of Day	Lap Tm	Diff	S1 Tm	S2 Tm	S3 Tm
7	16:28:22.327	1:13.729	+1.305	24.092	31.695	17.942	1	16:21:10.758	1:18.243	+5.333	25.911	34.216	18.116
8	16:29:35.627	1:13.300	+0.876	24.175	31.378	17.747	2	16:22:25.227	1:14.469	+1.559	24.676	31.731	18.062
9	16:30:48.051	1:12.424		23.501	31.350	17.573	3	16:23:38.985	1:13.758	+0.848	24.011	31.886	17.861
10	16:32:01.826	1:13.775	+1.351	23.882	32.267	17.626	4	16:24:52.678	1:13.693	+0.783	23.842	31.822	18.029
11	16:33:14.513	1:12.687	+0.263	23.492	31.192	18.003	5	16:26:06.577	1:13.899	+0.989	24.134	32.108	17.657
12	16:34:27.744	1:13.231	+0.807	23.905	31.434	17.892	6	16:27:19.487	1:12.910		23.889	31.322	17.699
13	16:35:40.990	1:13.246	+0.822	23.947	31.368	17.931	7	16:28:33.130	1:13.643	+0.733	23.964	31.722	17.957
14	16:36:54.524	1:13.534	+1.110	23.821	31.119	18.594	8	16:29:49.150	1:16.020	+3.110	23.900	31.343	20.777
(114) Nikolaj Leed							9	16:31:02.986	1:13.836	+0.926	24.223	32.021	17.592
1	16:21:05.393	1:15.872	+4.109	25.190	32.228	18.454	10	16:32:16.750	1:13.764	+0.854	23.965	31.952	17.847
2	16:22:20.171	1:14.778	+3.015	25.254	31.897	17.627	11	16:33:31.867	1:15.117	+2.207	25.472	31.735	17.910
3	16:23:33.980	1:13.809	+2.046	24.030	31.695	18.084	12	16:34:45.427	1:13.560	+0.650	23.838	32.139	17.583
4	16:24:47.554	1:13.574	+1.811	23.820	31.525	18.229	13	16:35:58.772	1:13.345	+0.435	24.007	31.535	17.803
5	16:26:00.372	1:12.818	+1.055	23.949	30.879	17.990	14	16:37:12.428	1:13.656	+0.746	23.883	31.907	17.866
6	16:27:14.255	1:13.883	+2.120	24.677	31.545	17.661	(199) Camilla Traerup Christiansen						
7	16:28:27.893	1:13.638	+1.875	23.902	31.997	17.739	1	16:21:05.815	1:16.408	+2.871	24.673	33.206	18.529
8	16:29:39.995	1:12.102	+0.339	23.589	31.026	17.487	2	16:22:23.556	1:17.741	+4.204	26.275	33.135	18.331
9	16:30:53.007	1:13.012	+1.249	23.477	31.728	17.807	3	16:23:37.609	1:14.053	+0.516	24.408	31.752	17.893
10	16:32:04.770	1:11.763		23.218	30.912	17.633	4	16:24:51.923	1:14.314	+0.777	24.225	32.062	18.027
11	16:33:18.471	1:13.701	+1.938	24.410	31.307	17.984	5	16:26:06.981	1:15.058	+1.521	24.186	32.696	18.176
12	16:34:31.528	1:13.057	+1.294	24.187	31.205	17.665	6	16:27:20.518	1:13.537		24.013	31.504	18.020
13	16:35:43.892	1:12.364	+0.601	23.651	30.927	17.786	7	16:28:34.402	1:13.884	+0.347	24.170	31.856	17.858
14	16:36:55.797	1:11.905	+0.142	23.548	30.954	17.403	8	16:29:48.598	1:14.196	+0.659	23.791	31.686	18.719
(6) Peter Bekke							9	16:31:03.409	1:14.811	+1.274	24.435	32.545	17.831
1	16:21:07.404	1:16.442	+4.333	25.072	32.951	18.419	10	16:32:17.708	1:14.299	+0.762	24.056	32.267	17.976
2	16:22:23.470	1:16.066	+3.957	25.927	32.024	18.115	11	16:33:32.536	1:14.828	+1.291	25.075	31.662	18.091
3	16:23:35.957	1:12.487	+0.378	24.093	31.045	17.349	12	16:34:46.227	1:13.691	+0.154	24.134	31.654	17.903
4	16:24:48.083	1:12.126	+0.017	23.435	30.957	17.734	13	16:36:00.008	1:13.781	+0.244	24.349	31.563	17.869
5	16:26:01.003	1:12.920	+0.811	23.724	31.398	17.798	14	16:37:13.808	1:13.800	+0.263	24.187	31.662	17.951
6	16:27:14.799	1:13.796	+1.687	24.218	31.877	17.701	(23) Nanna Moller Kanstrup						
7	16:28:26.908	1:12.109		23.557	31.270	17.282	1	16:21:11.219	1:19.348	+6.003	26.189	33.903	19.256
8	16:29:39.334	1:12.426	+0.317	23.483	31.634	17.309	2	16:22:27.317	1:16.098	+2.753	25.162	32.440	18.496
9	16:30:53.474	1:14.140	+2.031	23.679	32.881	17.580	3	16:23:41.685	1:14.368	+1.023	23.860	32.079	18.429
10	16:32:06.587	1:13.113	+1.004	23.638	32.006	17.469	4	16:24:55.594	1:13.909	+0.564	23.784	32.016	18.109
11	16:33:19.957	1:13.370	+1.261	24.025	31.447	17.898	5	16:26:09.380	1:13.786	+0.441	23.435	31.850	18.501
12	16:34:32.746	1:12.789	+0.680	23.748	31.303	17.738	6	16:27:22.725	1:13.345		23.436	31.870	18.039
13	16:35:45.389	1:12.643	+0.534	23.665	31.265	17.713	7	16:28:36.479	1:13.754	+0.409	23.555	32.121	18.078
14	16:36:58.431	1:13.042	+0.933	23.560	31.914	17.568	8	16:29:50.260	1:13.781	+0.436	23.543	31.973	18.265
(22) Lars Henrik Kanstrup							9	16:31:04.100	1:13.840	+0.495	23.554	32.098	18.188
1	16:21:11.384	1:18.039	+5.812	26.409	33.321	18.309	10	16:32:18.024	1:13.924	+0.579	23.849	31.957	18.118
2	16:22:25.464	1:14.080	+1.853	24.391	32.132	17.557	11	16:33:32.837	1:14.813	+1.468	24.934	31.882	17.997
3	16:23:39.373	1:13.909	+1.682	24.040	31.888	17.981	12	16:34:46.977	1:14.140	+0.795	24.158	31.887	18.095
4	16:24:52.474	1:13.101	+0.874	23.846	31.652	17.603	13	16:36:00.484	1:13.507	+0.162	24.143	31.533	17.831
5	16:26:05.384	1:12.910	+0.683	23.870	31.449	17.591	14	16:37:14.371	1:13.887	+0.542	23.910	31.980	17.997
6	16:27:17.886	1:12.502	+0.275	24.089	31.150	17.263	(4) Mike Bekke						
7	16:28:30.642	1:12.756	+0.529	23.809	31.311	17.636	1	16:21:01.537	1:12.974	+2.188	24.686	31.116	17.172
8	16:29:43.210	1:12.568	+0.341	23.829	31.342	17.397	2	16:22:20.512	1:18.975	+8.189	29.338	31.762	17.875
9	16:30:56.443	1:13.233	+1.006	23.866	31.652	17.715	3	16:23:32.438	1:11.926	+1.140	23.474	30.757	17.695
10	16:32:08.944	1:12.501	+0.274	23.562	31.636	17.303	4	16:24:43.521	1:11.083	+0.297	23.121	30.667	17.295
11	16:33:21.677	1:12.733	+0.506	24.092	31.422	17.219	5	16:25:55.249	1:11.728	+0.942	23.066	31.253	17.409
12	16:34:34.454	1:12.777	+0.550	23.821	31.345	17.611	6	16:27:06.237	1:10.988	+0.202	22.737	30.909	17.342
13	16:35:46.681	1:12.227		23.307	31.365	17.555	7	16:28:17.023	1:10.786		23.002	30.442	17.342
14	16:36:59.064	1:12.383	+0.156	23.505	31.420	17.458	8	16:29:29.283	1:12.260	+1.474	23.311	31.702	17.247
(88) Villy Jorgensen							9	16:30:40.882	1:11.599	+0.813	23.053	30.907	17.639
1	16:21:04.256	1:15.851	+3.569	25.232	32.886	17.733	10	16:31:52.523	1:11.641	+0.855	23.110	31.004	17.527
2	16:22:18.978	1:14.722	+2.440	25.370	31.560	17.792	11	16:33:04.273	1:11.750	+0.964	22.923	30.892	17.935
3	16:23:33.009	1:14.031	+1.749	24.711	30.998	18.322	12	16:34:16.384	1:12.111	+1.325	23.467	30.942	17.702
4	16:24:45.686	1:12.677	+0.395	23.950	31.411	17.316	p13	16:36:03.969	1:47.585	+36.799	23.243	34.680	
5	16:25:59.859	1:14.173	+1.891	23.836	31.294	19.043	(314) Ronnie Nielsen						
6	16:27:12.895	1:13.036	+0.754	24.322	31.286	17.428	1	16:21:11.905	1:20.576	+6.582	26.545	34.946	19.085
7	16:28:25.525	1:12.630	+0.348	24.043	31.130	17.457	2	16:22:27.969	1:16.064	+2.070	25.206	32.301	18.557
8	16:29:38.116	1:12.591	+0.309	23.832	31.339	17.420	3	16:23:42.273	1:14.304	+0.310	24.061	32.100	18.143
9	16:30:50.694	1:12.578	+0.296	23.905	31.100	17.573	4	16:24:56.676	1:14.403	+0.409	24.175	32.327	17.901
10	16:32:02.976	1:12.282		23.582	31.122	17.578	5	16:26:11.403	1:14.727	+0.733	23.926	32.576	18.225
11	16:33:25.557	1:12.581	+10.299	33.590	31.123	17.868	6	16:27:25.554	1:14.151	+0.157	24.017	31.858	18.276
12	16:34:38.683	1:13.126	+0.844	24.247	31.342	17.537	7	16:28:39.548	1:13.994		24.023	31.811	18.160
13	16:35:52.889	1:14.206	+1.924	24.347	31.599	18.260	8	16:29:54.110	1:14.562	+0.568	24.161	32.488	17.913
14	16:37:07.853	1:14.964	+2.682	24.488	32.376	18.100	9	16:31:18.868	1:24.758	+10.764	33.265	32.842	18.651
(69) August Hansen							10	16:32:38.403	1:19.535	+5.541	24.830	36.279	18.426
							11	16:33:53.090	1:14.687	+0.693	24.084	32.463	18.140

These results are provisional, until the conclusion of any judicial and technical inquiries.


Hans-Jorn Sogaard Andersen
Clerk of the Course


Attila Boros
Chief Timekeeper


CHROMOMOTO
TIMING

Padborg Park Open

OK Mobil 1 Legend Car Cup

Padborg Park 2,150 km

Heat 3

2018.04.22. 16:10

Race (15:00 and 1 Laps) started at 16:19:27

Lap	Time of Day	Lap Tm	Diff	S1 Tm	S2 Tm	S3 Tm	Lap	Time of Day	Lap Tm	Diff	S1 Tm	S2 Tm	S3 Tm
12	16:35:09.283	1:16.193	+2.199	24.566	32.826	18.801	4	16:25:02.140	1:16.223	+1.077	24.269	32.943	19.011
13	16:36:23.915	1:14.632	+0.638	24.207	32.125	18.300	p5	16:26:35.666	1:33.526	+18.380	25.007	33.194	
(14) Cliff Hansen							(5) Frederik Valdemar Schroder						
1	16:21:13.587	1:20.619	+6.884	26.314	35.831	18.474	1	16:21:04.781	1:14.759	+0.726	24.881	32.271	17.586
2	16:22:30.088	1:16.501	+2.766	25.096	33.238	18.167	2	16:22:18.814	1:14.033		25.056	31.443	17.504
3	16:23:44.451	1:14.363	+0.628	24.226	32.074	18.063	3	16:23:39.789	1:20.975	+6.942	23.369	30.435	27.154
4	16:24:59.108	1:14.657	+0.922	24.213	32.346	18.098							
5	16:26:12.843	1:13.735		23.911	32.143	17.681							
6	16:27:27.383	1:14.540	+0.805	23.829	32.427	18.284							
7	16:28:53.263	1:25.880	+12.145	33.546	33.898	18.436							
8	16:30:08.916	1:15.653	+1.918	24.066	33.250	18.337							
9	16:31:24.532	1:15.616	+1.881	23.964	32.500	19.152							
10	16:32:41.411	1:16.879	+3.144	25.822	32.870	18.187							
11	16:33:56.488	1:15.077	+1.342	24.349	32.570	18.158							
12	16:35:11.643	1:15.155	+1.420	25.036	32.078	18.041							
13	16:36:37.849	1:26.206	+12.471	34.651	33.396	18.159							
(94) Mikael Petersen													
1	16:21:21.327	1:29.933	+14.228	25.489	45.229	19.215							
2	16:22:38.839	1:17.512	+1.807	24.844	33.354	19.314							
3	16:23:56.295	1:17.456	+1.751	24.682	33.755	19.019							
4	16:25:12.115	1:15.820	+0.115	24.434	32.921	18.465							
5	16:26:28.746	1:16.631	+0.926	24.181	33.143	19.307							
6	16:27:45.228	1:16.482	+0.777	24.609	33.026	18.847							
7	16:29:01.930	1:16.702	+0.997	24.739	32.964	18.999							
8	16:30:18.932	1:17.002	+1.297	24.673	33.985	18.344							
9	16:31:35.332	1:16.400	+0.695	23.999	33.730	18.671							
10	16:32:51.037	1:15.705		24.191	33.547	17.967							
11	16:34:07.637	1:16.600	+0.895	25.376	33.068	18.156							
12	16:35:24.197	1:16.560	+0.855	25.079	33.101	18.380							
13	16:36:40.919	1:16.722	+1.017	24.728	33.899	18.095							
(52) Sorba Taus Kidmose													
1	16:21:00.289	1:12.237	+1.655	24.111	30.840	17.286							
2	16:22:13.946	1:13.657	+3.075	24.714	30.998	17.945							
3	16:23:25.424	1:11.478	+0.896	23.179	30.720	17.579							
4	16:24:36.579	1:11.155	+0.573	22.908	30.605	17.642							
5	16:25:47.406	1:10.827	+0.245	22.949	30.669	17.209							
6	16:26:57.988	1:10.582		22.809	30.435	17.338							
7	16:28:09.780	1:11.792	+1.210	22.893	31.088	17.811							
8	16:29:21.971	1:12.191	+1.609	23.760	30.744	17.687							
9	16:30:34.047	1:12.076	+1.494	23.523	30.616	17.937							
10	16:31:46.065	1:12.018	+1.436	23.397	30.927	17.694							
11	16:33:02.495	1:16.430	+5.848	23.649	31.368	21.413							
(66) Jorgen Thaulov													
1	16:21:12.863	1:19.430	+5.317	26.090	35.024	18.316							
2	16:22:28.655	1:15.792	+1.679	24.700	32.746	18.346							
3	16:23:43.147	1:14.492	+0.379	24.097	32.477	17.918							
4	16:24:57.828	1:14.681	+0.568	24.053	32.858	17.770							
5	16:26:12.090	1:14.262	+0.149	24.306	32.552	17.404							
6	16:27:26.203	1:14.113		24.136	32.327	17.650							
7	16:28:43.080	1:16.877	+2.764	24.573	34.214	18.090							
8	16:30:00.780	1:17.700	+3.587	24.888	34.285	18.527							
9	16:31:21.042	1:20.262	+6.149	27.383	34.923	17.956							
p10	16:33:16.074	1:55.032	+40.919	25.206	44.189								
(7) Mathias Eriksen													
1	16:21:06.437	1:16.633	+4.415	25.301	32.815	18.517							
2	16:22:22.384	1:15.947	+3.729	26.039	31.687	18.221							
3	16:23:34.827	1:12.443	+0.225	23.744	30.936	17.763							
4	16:24:47.045	1:12.218		23.510	31.241	17.467							
5	16:25:59.372	1:12.327	+0.109	23.464	30.893	17.970							
6	16:27:13.239	1:13.867	+1.649	23.959	31.904	18.004							
7	16:28:25.924	1:12.685	+0.467	23.881	31.210	17.594							
8	16:29:38.559	1:12.635	+0.417	23.587	31.356	17.692							
9	16:30:51.576	1:13.017	+0.799	24.031	31.075	17.911							
p10	16:37:37.329	6:45.753	+5:33.535	23.263	30.917								
(277) Christian Pedersen													
1	16:21:14.259	1:20.172	+5.026	26.318	34.983	18.871							
2	16:22:30.771	1:16.512	+1.366	24.812	33.143	18.557							
3	16:23:45.917	1:15.146		24.236	32.575	18.335							

Padborg Park Open

Sorted on Best Lap time

Yokohama 1600 Challenge

Padborg Park 2,150 km

Starting List

2018.04.21. 07:00

Practice

Pos	No.	Name	Driver Lic.	Nat.	Club Name	ClubCode	Car	Class
1	5	Mathias Valentin Pedersen	39870	DNK	Danish Racing Club	DARC-046	Suzuki Swift Sport	1600 Challenge
2	6	Jesper Gregersen	4818	DNK	Danish Racing Club	DARC-046		1600 Challenge
3	11	Lukas Ravn Staub	81210	DNK	Danish Racing Club	DARC-046	Suzuki Swift Sport	1600 Challenge
4	16	Mikkel Jorgensen Njor	58429	DNK	Lemvig og Omegns Motor Sport	LOMS-306	Suzuki Swift Sport	1600 Challenge
5	18	Steffen Larsen	4013	DNK	Danish Racing Club	DARC-046	VW Scirocco 1,4 tsi	1600 Challenge
6	20	Henrik Eilertsen	56324	DNK	Automobil Sports Klubben Hedeland	ASKH-001	Peugeot 207 Vti	1600 Challenge
7	23	Mikkel Thybo Lovendahl Gregersen	57463	DNK	Danish Racing Club	DARC-046	Volkswagen Scirocco	1600 Challenge
8	27	Mark Backhausen	5575	DNK	L.U.G.	LUG-078	Peugeot 106 GTI	1600 Challenge
9	29	Jimmy Bob Sogaard Jensen	31559	DNK	Danish Racing Club	DARC-046	Peugeot 106 Rally	1600 Challenge
10	31	Oliver Saksenborg Romer	33560	DNK	Danish Racing Club	DARC-046	Peugeot 207	1600 Challenge
11	32	Kenneth Germann Thomsen	34320	DNK	Danish Racing Club	DARC-046	Honda CRX	1600 Challenge
12	33	Jan Vestergaard	55458	DNK	Danish Racing Club	DARC-046	Peugeot 208	1600 Challenge
13	35	Mirza Lovic	7462	DNK	Danish Racing Club	DARC-046	Suzuki Swift GTI	1600 Challenge
14	48	August Chr Hansen	38930	DNK	Motor Sport Sønderjylland	MSS-022	Suzuki Swift	1600 Challenge
15	55	Lars Christensen	54036	DNK	Aarhus Automobil Sport	AAS-027	Peugeot 208	1600 Challenge
16	56	Jorn Vestergaard	7488	DNK	Djursland Motor Klub Auto	DMKA-006	Suzuki Swift Sport	1600 Challenge
17	57	Marco Schumann	3149	DNK	Danish Racing Club	DARC-046	suzuki Swift sport	1600 Challenge
18	63	Lucas Sommerlund	40603	DNK	Automobil Sports Klubben Hedeland	ASKH-001	Peugeot 207	1600 Challenge
19	65	Anders Brodsgaard Straarup	53599	DNK	Danish Racing Club	DARC-046	Honda CRX	1600 Challenge
20	72	Rudi Larsen	7448	DNK	Aarhus Automobil Sport	AAS-027	Fiat Fiat 500	1600 Challenge
21	91	Patrick L. Jensen	87663	DNK	Motor Sport Sønderjylland	MSS-022	Peugeot 106	1600 Challenge
22	94	Sebastian Ammitzball Hove	38184	DNK	Bornenes Gokart Klub	BGK-024	Peugeot 106 GTI	1600 Challenge
23	98	Mike Steffen Hansen	3649	DNK	Danish Racing Club	DARC-046	Suzuki Swift sport	1600 Challenge
24	106	Jorn Stovring	80600	DNK	Aarhus Automobil Sport	AAS-027	Peugeot 106 Gti	1600 Challenge

Padborg Park Open

Sorted on Best Lap time

Yokohama 1600 Challenge

Padborg Park 2,150 km

Free Practice

2018.04.21. 09:10

Practice (20:00 Time) started at 9:10:15

Pos	No.	Name	Nat.	Car	Class	Laps	Best Tm	Diff	Gap	In Lap
1	6	Jesper Gregersen	DNK		1600 Challenge	13	1:10.908			7
2	5	Mathias Valentin Pedersen	DNK	Suzuki Swift Sport	1600 Challenge	14	1:12.140	1.232	1.232	13
3	56	Jorn Vestergaard	DNK	Suzuki Swift Sport	1600 Challenge	11	1:12.321	1.413	0.181	10
4	20	Henrik Eilertsen	DNK	Peugeot 207 Vti	1600 Challenge	1	1:12.477	1.569	0.156	1
5	18	Steffen Larsen	DNK	VW Scirocco 1,4 tsi	1600 Challenge	9	1:12.552	1.644	0.075	8
6	35	Mirza Lovic	DNK	Suzuki Swift GTI	1600 Challenge	15	1:12.613	1.705	0.061	11
7	94	Sebastian Ammitzbohl Hove	DNK	Peugeot 106 GTI	1600 Challenge	16	1:13.308	2.400	0.695	14
8	16	Mikkel Jorgensen Njor	DNK	Suzuki Swift Sport	1600 Challenge	13	1:13.394	2.486	0.086	13
9	27	Mark Backhausen	DNK	Peugeot 106 GTI	1600 Challenge	13	1:13.464	2.556	0.070	8
10	98	Mike Steffen Hansen	DNK	Suzuki Swift sport	1600 Challenge	14	1:14.074	3.166	0.610	7
11	32	Kenneth Germann Thomsen	DNK	Honda CRX	1600 Challenge	14	1:14.150	3.242	0.076	6
12	23	Mikkel Thybo Lovendahl Gregersen	DNK	Volkswagen Scirocco	1600 Challenge	13	1:14.238	3.330	0.088	11
13	65	Anders Brodsgaard Straarup	DNK	Honda CRX	1600 Challenge	14	1:14.254	3.346	0.016	5
14	33	Jan Vestergaard	DNK	Peugeot 208	1600 Challenge	13	1:14.519	3.611	0.265	12
15	29	Jimmy Bob Sogaard Jensen	DNK	Peugeot 106 Rally	1600 Challenge	14	1:14.756	3.848	0.237	13
16	31	Oliver Saksenborg Romer	DNK	Peugeot 207	1600 Challenge	12	1:14.865	3.957	0.109	9
17	11	Lukas Ravn Staub	DNK	Suzuki Swift Sport	1600 Challenge	8	1:14.897	3.989	0.032	7
18	72	Rudi Larsen	DNK	Fiat Fiat 500	1600 Challenge	15	1:15.257	4.349	0.360	14
19	57	Marco Schumann	DNK	suzuki Swift sport	1600 Challenge	12	1:15.428	4.520	0.171	10
20	55	Lars Christensen	DNK	Peugeot 208	1600 Challenge	14	1:19.555	8.647	4.127	11
21	106	Jorn Stovring	DNK	Peugeot 106 Gti	1600 Challenge	13	1:20.459	9.551	0.904	11
Not classified										
DNF	63	Lucas Sommerlund	DNK	Peugeot 207	1600 Challenge					0
DNF	91	Patrick L. Jensen	DNK	Peugeot 106	1600 Challenge					0
DNS	48	August Chr Hansen	DNK	Suzuki Swift	1600 Challenge					0

Padborg Park Open

Yokohama 1600 Challenge

Padborg Park 2,150 km

Free Practice

2018.04.21. 09:10

Practice (20:00 Time) started at 9:10:15

Lap	Time of Day	Lap Tm	Diff	S1 Tm	S2 Tm	S3 Tm
(6) Jesper Gregersen						
1	9:13:02.183	1:33.626	+22.718	35.339	39.564	18.723
2	9:14:16.570	1:14.387	+3.479	23.407	32.434	18.546
3	9:15:30.385	1:13.815	+2.907	23.315	31.945	18.555
4	9:16:42.853	1:12.468	+1.560	23.400	30.805	18.263
5	9:17:54.319	1:11.466	+0.558	22.801	30.763	17.902
6	9:19:05.369	1:11.050	+0.142	22.776	30.441	17.833
7	9:20:16.277	1:10.908		22.668	30.495	17.745
p8	9:21:40.618	1:24.341	+13.433	22.731	31.420	
9	9:24:19.369	2:38.751	+1:27.843		36.754	23.143
10	9:25:42.776	1:23.407	+12.499	27.423	36.460	19.524
p11	9:27:16.995	1:34.219	+23.311	23.702	36.670	
12	9:29:57.896	2:40.901	+1:29.993		32.575	18.143
p13	9:31:20.045	1:22.149	+11.241	22.917	30.503	

(5) Mathias Valentin Pedersen						
1	9:12:24.078	1:29.899	+17.759	32.437	38.122	19.340
2	9:13:43.536	1:19.458	+7.318	24.107	32.697	22.654
3	9:14:58.605	1:15.069	+2.929	24.628	32.055	18.386
4	9:16:12.628	1:14.023	+1.883	23.415	31.527	19.081
5	9:17:26.874	1:14.246	+2.106	24.251	31.694	18.301
6	9:18:40.507	1:13.633	+1.493	23.260	32.075	18.298
7	9:19:53.733	1:13.226	+1.086	23.089	32.051	18.086
8	9:21:07.081	1:13.348	+1.208	23.708	31.679	17.961
9	9:22:19.693	1:12.612	+0.472	23.114	31.580	17.918
p10	9:23:45.401	1:25.708	+13.568	23.309	31.353	
11	9:26:51.137	3:05.736	+1:53.596		32.358	18.142
12	9:28:04.879	1:13.742	+1.602	24.758	31.063	17.921
13	9:29:17.019	1:12.140		23.111	30.884	18.145
14	9:30:30.670	1:13.651	+1.511	24.476	31.196	17.979

(56) Jorn Vestergaard						
1	9:13:23.590	1:34.944	+22.623	33.377	37.615	23.952
2	9:14:47.297	1:23.707	+11.386	26.599	35.706	21.402
3	9:16:00.788	1:13.491	+1.170	23.928	31.486	18.077
4	9:17:16.176	1:15.388	+3.067	23.472	32.383	19.533
5	9:18:29.888	1:13.712	+1.391	24.251	31.367	18.094
6	9:19:42.214	1:12.326	+0.005	23.304	30.784	18.238
7	9:20:54.703	1:12.489	+0.168	23.574	30.708	18.207
8	9:25:49.032	4:54.329	+3:42.008	24.443	40.611	20.181
9	9:27:01.720	1:12.688	+0.367	23.514	31.045	18.129
10	9:28:14.041	1:12.321		23.218	31.099	18.004
11	9:29:26.879	1:12.838	+0.517	23.384	31.432	18.022

(20) Henrik Eilertsen						
1	9:31:16.416	1:12.477		23.472	31.183	17.822

(18) Steffen Larsen						
1	9:13:27.259	1:40.424	+27.872	34.637	38.985	26.802
2	9:14:49.060	1:21.801	+9.249	27.892	34.175	19.734
3	9:16:04.103	1:15.043	+2.491	24.313	32.211	18.519
4	9:17:18.724	1:14.621	+2.069	24.237	32.134	18.250
p5	9:19:05.639	1:46.915	+34.363	29.885	38.516	
6	9:25:26.887	6:21.248	+5:08.696		34.624	18.955
7	9:26:40.487	1:13.600	+1.048	23.731	31.687	18.182
8	9:27:53.039	1:12.552		23.438	31.284	17.830
p9	9:29:33.072	1:40.033	+27.481	23.648	35.045	

(35) Mirza Lovic						
1	9:13:05.168	1:35.588	+22.975	35.812	39.694	20.082
2	9:14:22.612	1:17.444	+4.831	24.323	34.313	18.808
3	9:15:40.735	1:18.123	+5.510	23.790	35.597	18.736
4	9:16:56.231	1:15.496	+2.883	24.343	32.319	18.834
5	9:18:25.162	1:28.931	+16.318	27.197	38.271	23.463
6	9:19:44.060	1:18.898	+6.285	28.760	32.122	18.016
7	9:20:58.144	1:14.084	+1.471	24.153	31.908	18.023
8	9:22:11.422	1:13.278	+0.665	23.337	31.923	18.018
9	9:23:25.041	1:13.619	+1.006	23.669	31.540	18.410
10	9:24:39.374	1:14.333	+1.720	23.930	32.459	17.944
11	9:25:51.987	1:12.613		23.359	31.254	18.000
12	9:27:06.828	1:14.841	+2.228	23.721	32.256	18.864
13	9:28:27.100	1:20.272	+7.659	24.225	33.552	22.495
14	9:29:50.915	1:23.815	+11.202	25.780	36.426	21.609

Lap	Time of Day	Lap Tm	Diff	S1 Tm	S2 Tm	S3 Tm
15	9:31:09.750	1:18.835	+6.222	25.124	33.464	20.247

(94) Sebastian Ammitzbohl Hove						
1	9:12:28.684	1:23.782	+10.474	28.044	36.034	19.704
2	9:13:53.786	1:25.102	+11.794	30.593	35.072	19.437
3	9:15:11.896	1:18.110	+4.802	25.866	33.176	19.068
4	9:16:27.853	1:15.957	+2.649	24.531	32.558	18.868
5	9:17:44.497	1:16.644	+3.336	25.588	32.523	18.533
6	9:18:58.808	1:14.311	+1.003	24.057	31.691	18.563
7	9:20:13.175	1:14.367	+1.059	24.164	31.710	18.493
8	9:21:27.966	1:14.791	+1.483	24.095	31.824	18.872
9	9:22:43.177	1:15.211	+1.903	24.132	32.044	19.035
10	9:23:58.908	1:15.731	+2.423	25.533	31.808	18.390
11	9:25:13.216	1:14.308	+1.000	23.883	32.220	18.205
12	9:26:29.523	1:16.307	+2.999	24.629	33.456	18.222
13	9:27:43.515	1:13.992	+0.684	24.080	31.872	18.040
14	9:28:56.823	1:13.308		23.756	31.423	18.129
15	9:30:10.911	1:14.088	+0.780	23.811	31.944	18.333
16	9:31:25.216	1:14.305	+0.997	23.963	31.676	18.666

(16) Mikkel Jorgensen Njor						
1	9:13:32.783	1:34.004	+20.610	28.742	45.166	20.096
2	9:14:53.475	1:20.692	+7.298	26.057	34.798	19.837
3	9:16:13.199	1:19.724	+6.330	24.952	34.008	20.764
4	9:17:28.489	1:15.290	+1.896	24.679	32.076	18.535
p5	9:19:07.727	1:39.238	+25.844	24.045	35.573	
6	9:22:13.553	3:05.826	+1:52.432		34.086	18.636
7	9:23:30.530	1:16.977	+3.583	24.264	33.982	18.731
8	9:24:45.139	1:14.609	+1.215	23.907	31.958	18.744
9	9:25:59.165	1:14.026	+0.632	23.929	31.651	18.446
10	9:27:13.244	1:14.079	+0.685	23.684	32.083	18.312
11	9:28:30.364	1:17.120	+3.726	23.628	31.569	21.923
12	9:29:50.081	1:19.717	+6.323	28.896	32.559	18.262
13	9:31:03.475	1:13.394		23.767	31.219	18.408

(27) Mark Backhausen						
1	9:12:51.559	1:35.596	+22.132	31.572	41.869	22.155
2	9:14:17.385	1:25.826	+12.362	28.260	36.914	20.652
3	9:15:41.575	1:24.190	+10.726	26.512	37.860	19.818
4	9:16:57.677	1:16.102	+2.638	24.980	32.654	18.468
5	9:18:13.661	1:15.984	+2.520	24.477	33.036	18.471
6	9:19:27.857	1:14.196	+0.732	24.285	31.825	18.086
7	9:20:41.842	1:13.985	+0.521	24.028	31.505	18.452
8	9:21:55.306	1:13.464		23.708	31.620	18.136
p9	9:23:27.093	1:31.787	+18.323	24.120	31.916	
10	9:27:15.045	3:47.952	+2:34.488		35.448	18.943
11	9:28:29.690	1:14.645	+1.181	24.189	31.962	18.494
12	9:29:44.022	1:14.332	+0.868	24.113	32.029	18.190
13	9:30:59.623	1:15.601	+2.137	23.948	32.124	19.529

(98) Mike Steffen Hansen						
1	9:12:59.420	1:33.510	+19.436	33.743	39.763	20.004
2	9:14:20.039	1:20.619	+6.545	25.944	35.495	19.180
3	9:15:38.712	1:18.673	+4.599	24.887	34.850	18.936
4	9:16:55.257	1:16.545	+2.471	24.249	33.451	18.845
5	9:18:12.017	1:16.760	+2.686	23.959	33.872	18.929
6	9:19:26.900	1:14.883	+0.809	23.823	32.598	18.462
7	9:20:40.974	1:14.074		23.693	32.297	18.084
8	9:21:55.696	1:14.722	+0.648	23.739	32.182	18.801
9	9:23:11.655	1:15.959	+1.885	24.310	32.623	19.026
p10	9:24:37.589	1:25.934	+11.860	24.224	32.548	
11	9:27:07.614	2:30.025	+1:15.951		32.843	19.837
12	9:28:22.865	1:15.251	+1.177	24.249	32.808	18.194
13	9:29:37.404	1:14.539	+0.465	24.114	32.250	18.175
14	9:30:52.746	1:15.342	+1.268	24.091	32.627	18.624

(32) Kenneth Germann Thomsen						
1	9:12:37.331	1:28.593	+14.443	30.389	37.917	20.287
2	9:13:57.954	1:20.623	+6.473	26.582	34.850	19.191
3	9:15:15.923	1:17.969	+3.819	24.803	33.808	19.358
4	9:16:31.674	1:15.751	+1.601	24.920	32.548	18.283
5	9:17:46.341	1:14.667	+0.517	24.133	32.158	18.376
6	9:19:00.491	1:14.150		23.746	32.026	18.378
7	9:20:14.792	1:14.301	+0.151	23.793	32.156	18.352

These results are provisional, until the conclusion of any judicial and technical inquiries.

Hans-Jorn Sogaard Andersen
Clerk of the Course

Attila Boros
Chief Timekeeper

CHRONOMOTO
TIMING

Padborg Park Open

Yokohama 1600 Challenge

Padborg Park 2,150 km

Free Practice

2018.04.21. 09:10

Practice (20:00 Time) started at 9:10:15

Lap	Time of Day	Lap Tm	Diff	S1 Tm	S2 Tm	S3 Tm	Lap	Time of Day	Lap Tm	Diff	S1 Tm	S2 Tm	S3 Tm
8	9:21:29.135	1:14.343	+0.193	23.621	31.490	19.232	4	9:17:37.522	1:16.300	+1.435	24.560	32.747	18.993
9	9:22:43.616	1:14.481	+0.331	24.241	31.812	18.428	5	9:18:54.359	1:16.837	+1.972	24.768	32.641	19.428
10	9:23:59.654	1:16.038	+1.888	24.894	32.691	18.453	6	9:20:09.925	1:15.566	+0.701	24.342	32.435	18.789
p11	9:25:49.096	1:49.442	+35.292	28.409	44.425		7	9:21:27.241	1:17.316	+2.451	24.418	34.239	18.659
12	9:28:28.932	2:39.836	+1:25.686		33.992	19.431	8	9:22:42.242	1:15.001	+0.136	24.157	32.323	18.521
13	9:29:43.373	1:14.441	+0.291	24.365	31.941	18.135	9	9:23:57.107	1:14.865		24.033	32.025	18.807
14	9:30:57.738	1:14.365	+0.215	23.640	32.533	18.192	10	9:25:12.236	1:15.129	+0.264	24.120	32.276	18.733
							p11	9:26:53.711	1:41.475	+26.610	25.317	35.935	
							12	9:30:59.023	4:05.312	+2:50.447		33.963	19.520
(23) Mikkel Thybo Lovendahl Gregersen							(11) Lukas Ravn Staub						
1	9:12:56.917	1:32.309	+18.071	34.358	38.219	19.732	1	9:21:21.560	1:23.556	+8.659	27.667	34.537	21.352
2	9:14:18.687	1:21.770	+7.532	27.257	35.151	19.362	2	9:22:39.902	1:18.342	+3.445	24.976	33.454	19.912
3	9:15:39.684	1:20.997	+6.759	25.839	36.041	19.117	3	9:23:57.589	1:17.687	+2.790	24.590	32.980	20.117
4	9:16:55.818	1:16.134	+1.896	24.347	32.788	18.999	4	9:25:13.746	1:16.157	+1.260	24.596	32.451	19.110
5	9:18:14.610	1:18.792	+4.554	23.920	34.959	19.913	5	9:26:32.784	1:19.038	+4.141	24.672	35.098	19.268
6	9:19:31.117	1:16.507	+2.269	25.259	32.345	18.903	6	9:27:49.232	1:16.448	+1.551	25.360	32.654	18.434
7	9:20:45.788	1:14.671	+0.433	23.920	32.056	18.695	7	9:29:04.129	1:14.897		24.317	31.949	18.631
8	9:22:01.876	1:16.088	+1.850	25.203	32.071	18.814	8	9:30:19.077	1:14.948	+0.051	24.258	32.241	18.449
9	9:23:16.317	1:14.441	+0.203	23.866	31.930	18.645							
10	9:24:30.788	1:14.471	+0.233	23.887	32.039	18.545							
11	9:25:45.026	1:14.238		23.757	31.793	18.688							
12	9:26:59.527	1:14.501	+0.263	23.955	31.914	18.632							
p13	9:28:23.002	1:23.475	+9.237	23.898	31.958								
(65) Anders Brodsgaard Straarup							(72) Rudi Larsen						
1	9:12:56.269	1:35.829	+21.575	33.886	41.946	19.997	1	9:12:46.833	1:38.620	+23.363	35.549	42.763	20.308
2	9:14:15.008	1:18.739	+4.485	26.359	33.384	18.996	2	9:14:08.392	1:21.559	+6.302	26.652	35.510	19.397
3	9:15:30.110	1:15.102	+0.848	24.191	32.414	18.497	3	9:15:33.050	1:24.658	+9.401	25.909	35.690	23.059
4	9:16:45.286	1:15.176	+0.922	24.326	31.586	19.264	4	9:16:52.080	1:19.030	+3.773	25.401	34.642	18.987
5	9:17:59.540	1:14.254		23.573	32.055	18.626	5	9:18:15.990	1:23.910	+8.653	26.707	36.058	21.145
6	9:19:13.921	1:14.381	+0.127	23.757	31.946	18.678	6	9:19:36.018	1:20.028	+4.771	26.136	35.193	18.699
7	9:20:32.522	1:18.601	+4.347	23.838	36.009	18.754	7	9:20:52.948	1:16.930	+1.673	24.938	33.191	18.801
8	9:21:47.656	1:15.134	+0.880	23.867	32.297	18.970	8	9:22:10.796	1:17.848	+2.591	25.238	33.448	19.162
9	9:23:22.718	1:35.062	+20.808	24.393	32.859		9	9:23:31.711	1:20.915	+5.658	26.246	34.531	20.138
10	9:26:26.303	3:03.585	+1:49.331		33.663	18.541	10	9:24:48.072	1:16.361	+1.104	24.298	32.941	19.122
11	9:27:40.751	1:14.448	+0.194	23.653	32.075	18.720	11	9:26:04.897	1:16.825	+1.568	25.060	33.332	18.433
12	9:28:55.227	1:14.476	+0.222	23.515	32.220	18.741	12	9:27:21.391	1:16.494	+1.237	24.831	33.113	18.550
13	9:30:09.581	1:14.354	+0.100	23.832	32.204	18.318	13	9:28:37.621	1:16.230	+0.973	24.652	32.704	18.874
p14	9:31:42.586	1:33.005	+18.751	23.760	32.048		14	9:29:52.878	1:15.257		24.290	32.305	18.662
							15	9:31:08.318	1:15.440	+0.183	24.689	32.292	18.459
(33) Jan Vestergaard							(57) Marco Schumann						
1	9:12:52.408	1:35.275	+20.756	32.265	40.751	22.259	1	9:13:15.702	1:31.167	+15.739	33.509	37.344	20.314
2	9:14:15.543	1:23.135	+8.616	27.938	34.653	20.544	2	9:14:36.844	1:21.142	+5.714	26.340	34.764	20.038
3	9:15:32.132	1:16.589	+2.070	25.467	32.421	18.701	3	9:15:56.218	1:19.374	+3.946	25.240	34.441	19.693
4	9:16:48.497	1:16.365	+1.846	24.647	32.988	18.730	4	9:17:16.096	1:19.878	+4.450	25.128	34.825	19.925
p5	9:18:23.496	1:34.999	+20.480	26.084	33.974		5	9:18:33.894	1:17.798	+2.370	25.330	33.419	19.049
6	9:22:05.182	3:41.686	+2:27.167		34.130	19.254	6	9:19:51.119	1:17.225	+1.797	24.560	33.768	18.897
7	9:23:21.360	1:16.178	+1.659	24.890	32.809	18.479	7	9:21:07.673	1:16.554	+1.126	24.270	33.027	19.257
8	9:24:36.524	1:15.164	+0.645	24.166	32.423	18.575	8	9:22:23.735	1:16.062	+0.634	24.199	33.124	18.739
9	9:25:51.476	1:14.952	+0.433	24.473	32.079	18.400	9	9:23:39.558	1:15.823	+0.395	24.227	32.935	18.661
10	9:27:08.370	1:16.894	+2.375	25.348	32.088	19.458	10	9:24:54.986	1:15.428		24.045	32.696	18.687
11	9:28:23.486	1:15.116	+0.597	24.177	32.718	18.221	p11	9:26:34.590	1:39.604	+24.176	24.501	33.852	
12	9:29:38.005	1:14.519		23.974	32.218	18.327	12	9:30:44.448	4:09.858	+2:54.430		35.621	19.020
p13	9:31:17.277	1:39.272	+24.753	23.948	32.615								
(29) Jimmy Bob Sogaard Jensen							(55) Lars Christensen						
1	9:13:16.168	1:41.738	+26.982	36.895	41.384	23.459	1	9:12:52.039	1:37.368	+17.813	31.651	42.627	23.090
2	9:14:41.451	1:25.283	+10.527	28.409	36.471	20.403	2	9:14:25.850	1:33.811	+14.256	31.834	40.248	21.729
3	9:16:02.621	1:21.170	+6.414	26.241	34.830	20.099	3	9:15:51.302	1:25.452	+5.897	27.165	36.507	21.780
4	9:17:22.495	1:19.874	+5.118	26.523	33.857	19.494	4	9:17:17.328	1:26.026	+6.471	28.511	36.332	21.183
5	9:18:42.782	1:20.287	+5.531	25.276	34.259	20.752	5	9:18:42.150	1:24.822	+5.267	27.786	36.578	20.458
6	9:20:04.625	1:21.843	+7.087	26.719	35.438	19.686	6	9:20:04.058	1:21.908	+2.353	26.918	35.761	19.229
7	9:21:25.404	1:20.779	+6.023	27.893	34.137	18.749	7	9:21:28.522	1:24.464	+4.909	27.869	36.490	20.105
8	9:22:42.899	1:17.495	+2.739	24.689	33.001	19.805	8	9:22:50.333	1:21.811	+2.256	27.499	35.202	19.110
9	9:24:01.850	1:18.951	+4.195	26.341	33.995	18.615	9	9:24:10.771	1:20.438	+0.883	26.569	34.471	19.398
10	9:25:19.452	1:17.602	+2.846	25.843	33.054	18.705	10	9:25:30.655	1:19.884	+0.329	25.473	35.498	18.913
11	9:26:34.640	1:15.188	+0.432	24.301	32.146	18.741	11	9:26:50.210	1:19.555		26.110	34.424	19.021
12	9:27:50.121	1:15.481	+0.725	24.300	32.829	18.352	12	9:28:10.953	1:20.743	+1.188	26.807	34.967	18.969
13	9:29:04.877	1:14.756		24.183	32.153	18.420	13	9:29:32.046	1:21.093	+1.538	26.149	35.624	19.320
14	9:30:33.243	1:28.366	+13.610	24.181	41.550	22.635	14	9:30:54.227	1:22.181	+2.626	26.511	35.554	20.116
(31) Oliver Saksenborg Romer							(106) Jørn Stovring						
1	9:13:40.121	1:28.791	+13.926	29.519	37.946	21.326	1	9:13:38.459	1:55.092	+34.633	40.485	48.183	26.424
2	9:15:02.780	1:22.659	+7.794	28.484	34.603	19.572	2	9:15:15.491	1:37.032	+16.573	32.114	41.210	23.708
3	9:16:21.222	1:18.442	+3.577	25.438	33.919	19.085	3	9:16:46.695	1:31.204	+10.745	28.085	38.876	24.243
							4	9:18:13.316	1:26.621	+6.162	27.096	38.721	20.804
							5	9:19:41.455	1:28.139	+7.680	28.377	39.176	20.586
							6	9:21:03.544	1:22.089	+1.630	26.367	36.168	19.554

Padborg Park Open

Yokohama 1600 Challenge

Padborg Park 2,150 km

Free Practice

2018.04.21. 09:10

Practice (20:00 Time) started at 9:10:15

Lap	Time of Day	Lap Tm	Diff	S1 Tm	S2 Tm	S3 Tm	Lap	Time of Day	Lap Tm	Diff	S1 Tm	S2 Tm	S3 Tm
7	9:22:27.062	1:23.518	+3.059	26.048	37.070	20.400							
8	9:23:49.655	1:22.593	+2.134	26.230	36.236	20.127							
9	9:25:11.546	1:21.891	+1.432	25.949	36.015	19.927							
10	9:26:32.327	1:20.781	+0.322	25.479	35.731	19.571							
11	9:27:52.786	1:20.459		25.523	35.868	19.068							
12	9:29:16.444	1:23.658	+3.199	25.551	35.313	22.794							
13	9:30:40.281	1:23.837	+3.378	27.181	36.764	19.892							

Hans-Jorn Sogaard Andersen
Clerk of the Course

Attila Boros
Chief Timekeeper

Padborg Park Open

Sorted on Best Lap time

Yokohama 1600 Challenge

Padborg Park 2,150 km

Timed Practice

2018.04.21. 13:05

Qualifying (20:00 Time) started at 13:05:13

Pos	No.	Name	Nat.	Car	Class	Laps	Best Tm	Diff	Gap	In Lap
1	6	Jesper Gregersen	DNK		1600 Challenge	8	1:10.340			7
2	18	Steffen Larsen	DNK	VW Scirocco 1,4 tsi	1600 Challenge	7	1:10.480	0.140	0.140	7
3	5	Mathias Valentin Pedersen	DNK	Suzuki Swift Sport	1600 Challenge	14	1:10.999	0.659	0.519	10
4	65	Anders Brodsgaard Straarup	DNK	Honda CRX	1600 Challenge	11	1:11.802	1.462	0.803	10
5	20	Henrik Eilertsen	DNK	Peugeot 207 Vti	1600 Challenge	13	1:11.875	1.535	0.073	5
6	56	Jorn Vestergaard	DNK	Suzuki Swift Sport	1600 Challenge	13	1:12.086	1.746	0.211	9
7	98	Mike Steffen Hansen	DNK	Suzuki Swift sport	1600 Challenge	15	1:12.100	1.760	0.014	15
8	94	Sebastian Ammitzboll Hove	DNK	Peugeot 106 GTI	1600 Challenge	14	1:12.277	1.937	0.177	14
9	35	Mirza Lovic	DNK	Suzuki Swift GTI	1600 Challenge	15	1:12.311	1.971	0.034	9
10	16	Mikkel Jorgensen Njor	DNK	Suzuki Swift Sport	1600 Challenge	14	1:12.315	1.975	0.004	8
11	23	Mikkel Thybo Lovendahl Gregersen	DNK	Volkswagen Scirocco	1600 Challenge	15	1:12.887	2.547	0.572	9
12	33	Jan Vestergaard	DNK	Peugeot 208	1600 Challenge	12	1:12.945	2.605	0.058	12
13	29	Jimmy Bob Sogaard Jensen	DNK	Peugeot 106 Rally	1600 Challenge	14	1:13.417	3.077	0.472	8
14	32	Kenneth Germann Thomsen	DNK	Honda CRX	1600 Challenge	13	1:13.723	3.383	0.306	12
15	57	Marco Schumann	DNK	suzuki Swift sport	1600 Challenge	15	1:13.742	3.402	0.019	15
16	11	Lukas Ravn Staub	DNK	Suzuki Swift Sport	1600 Challenge	14	1:13.816	3.476	0.074	13
17	31	Oliver Saksenborg Romer	DNK	Peugeot 207	1600 Challenge	13	1:14.084	3.744	0.268	12
18	27	Mark Backhausen	DNK	Peugeot 106 GTI	1600 Challenge	14	1:14.187	3.847	0.103	5
19	63	Lucas Sommerlund	DNK	Peugeot 207	1600 Challenge	14	1:14.224	3.884	0.037	14
20	91	Patrick L. Jensen	DNK	Peugeot 106	1600 Challenge	14	1:14.308	3.968	0.084	13
21	72	Rudi Larsen	DNK	Fiat Fiat 500	1600 Challenge	15	1:14.336	3.996	0.028	15
22	48	August Chr Hansen	DNK	Suzuki Swift	1600 Challenge	13	1:14.653	4.313	0.317	11
23	106	Jorn Stovring	DNK	Peugeot 106 Gti	1600 Challenge	14	1:16.510	6.170	1.857	14
24	55	Lars Christensen	DNK	Peugeot 208	1600 Challenge	12	1:17.985	7.645	1.475	8

These results are provisional, until the conclusion of any judicial and technical inquiries.

Orbite



Hans-Jorn Sogaard Andersen
Clerk of the Course



Attila Boros
Chief Timekeeper



CHRONOMOTO
TIMING

Padborg Park Open

Yokohama 1600 Challenge

Padborg Park 2,150 km

Timed Practice

2018.04.21. 13:05

Qualifying (20:00 Time) started at 13:05:13

Lap	Time of Day	Lap Tm	Diff	S1 Tm	S2 Tm	S3 Tm	Lap	Time of Day	Lap Tm	Diff	S1 Tm	S2 Tm	S3 Tm
(6) Jesper Gregersen							10	13:22:27.643	1:16.766	+4.680	24.274	33.276	19.216
1	13:08:01.262	1:38.732	+28.392	35.493	43.479	19.760	11	13:23:40.026	1:12.383	+0.297	23.249	31.180	17.954
2	13:09:12.296	1:11.034	+0.694	22.826	30.517	17.691	12	13:24:57.176	1:17.150	+5.064	25.553	32.907	18.690
3	13:10:23.001	1:10.705	+0.365	22.447	30.488	17.770	13	13:26:09.718	1:12.542	+0.456	23.502	31.080	17.960
4	13:11:45.428	1:22.427	+12.087	23.971	35.121	23.335	(98) Mike Steffen Hansen						
p5	13:13:11.392	1:25.964	+15.624	22.515	31.008		1	13:08:03.488	1:33.342	+21.242	32.705	40.067	20.570
6	13:22:41.768	9:30.376	+8:20.036		33.845	17.717	2	13:09:19.579	1:16.091	+3.991	24.650	32.762	18.679
7	13:23:52.108	1:10.340		22.450	30.305	17.585	3	13:10:34.892	1:15.313	+3.213	24.042	32.883	18.388
p8	13:25:19.889	1:27.781	+17.441	22.513	30.763		4	13:11:49.503	1:14.611	+2.511	23.924	32.448	18.239
(18) Steffen Larsen							5	13:13:03.575	1:14.072	+1.972	23.796	31.896	18.380
p1	13:08:45.304	2:02.961	+52.481	38.551	47.497		6	13:14:16.720	1:13.145	+1.045	23.477	31.838	17.830
2	13:19:25.288	10:39.984	+9:29.504		38.917	18.555	7	13:15:30.671	1:13.951	+1.851	23.304	32.354	18.293
3	13:20:37.102	1:11.814	+1.334	23.176	30.860	17.778	8	13:16:43.336	1:12.665	+0.565	23.329	31.504	17.832
4	13:21:48.308	1:11.206	+0.726	22.868	30.785	17.553	9	13:17:55.980	1:12.644	+0.544	23.399	31.377	17.868
5	13:22:59.266	1:10.958	+0.478	22.936	30.386	17.636	10	13:19:19.569	1:23.589	+11.489	25.103	39.908	18.578
6	13:24:10.961	1:11.695	+1.215	22.776	30.540	18.379	11	13:20:32.429	1:12.860	+0.760	23.478	31.663	17.719
7	13:25:21.441	1:10.480		22.595	30.334	17.551	12	13:21:45.485	1:13.056	+0.956	23.458	31.695	17.903
(5) Mathias Valentin Pedersen							13	13:22:58.206	1:12.721	+0.621	23.349	31.473	17.899
1	13:07:31.797	1:23.796	+12.797	29.212	35.843	18.741	14	13:24:11.695	1:13.489	+1.389	23.467	31.902	18.120
2	13:09:01.784	1:29.987	+18.988	23.689	31.688	34.610	15	13:25:23.795	1:12.100		23.178	31.114	17.808
3	13:10:30.268	1:28.484	+17.485	33.900	36.458	18.126	(94) Sebastian Ammitzbohl Hove						
4	13:11:42.051	1:11.783	+0.784	23.001	30.855	17.927	1	13:07:25.649	1:22.707	+10.430	26.515	36.113	20.079
5	13:12:54.301	1:12.250	+1.251	22.943	31.806	17.501	2	13:08:47.408	1:21.759	+9.482	24.716	33.098	23.945
6	13:14:48.745	1:54.444	+43.445	30.923	54.202	29.319	3	13:10:13.539	1:26.131	+13.854	27.903	39.666	18.562
7	13:16:00.777	1:12.032	+1.033	23.547	30.662	17.823	p4	13:11:44.079	1:30.540	+18.263	23.821	32.448	
8	13:17:12.141	1:11.364	+0.365	23.064	30.690	17.610	5	13:14:41.162	2:57.083	+1:44.806		35.985	18.398
9	13:18:23.913	1:11.772	+0.773	23.130	30.877	17.765	6	13:15:54.758	1:13.596	+1.319	24.064	31.561	17.971
10	13:19:34.912	1:10.999		22.868	30.630	17.501	7	13:17:07.773	1:13.015	+0.738	23.687	31.425	17.903
p11	13:20:56.817	1:21.905	+10.906	23.061	31.567		8	13:18:21.972	1:14.199	+1.922	23.754	31.399	19.046
12	13:23:05.748	2:08.931	+57.932		31.244	17.775	9	13:19:35.674	1:13.702	+1.425	23.726	31.269	18.707
13	13:24:17.148	1:11.400	+0.401	23.084	30.548	17.768	10	13:20:55.294	1:19.620	+7.343	24.451	33.406	21.763
14	13:25:28.207	1:11.059	+0.060	22.842	30.559	17.658	11	13:22:09.240	1:13.946	+1.669	24.861	31.127	17.958
(65) Anders Brodsgaard Straarup							12	13:23:22.460	1:13.220	+0.943	23.510	31.660	18.050
1	13:07:55.597	1:35.483	+23.681	33.287	41.127	21.069	13	13:24:36.787	1:14.327	+2.050	24.024	32.305	17.998
2	13:09:09.192	1:13.595	+1.793	23.726	31.797	18.072	14	13:25:49.064	1:12.277		23.441	31.170	17.666
3	13:10:24.082	1:14.890	+3.088	23.427	32.445	19.018	(35) Mirza Lovic						
4	13:11:41.499	1:17.417	+5.615	23.642	35.792	17.983	1	13:08:07.866	1:35.598	+23.287	33.581	42.312	19.705
5	13:12:56.763	1:15.264	+3.462	23.043	33.802	18.419	2	13:09:22.570	1:14.704	+2.393	24.285	32.126	18.293
6	13:14:09.068	1:12.305	+0.503	23.227	31.260	17.818	3	13:10:35.934	1:13.364	+1.053	23.844	31.464	18.056
7	13:15:39.100	1:30.032	+18.230	23.263	42.086	24.683	4	13:11:49.802	1:13.868	+1.557	23.274	32.411	18.183
8	13:17:04.793	1:25.693	+13.891	32.174	35.137	18.382	5	13:13:10.952	1:21.150	+8.839	27.998	34.966	18.186
9	13:18:16.943	1:12.150	+0.348	23.121	31.233	17.796	6	13:14:23.538	1:12.586	+0.275	23.250	31.423	17.913
10	13:19:28.745	1:11.802		23.040	31.168	17.594	7	13:15:36.434	1:12.896	+0.585	23.458	31.303	18.135
p11	13:21:08.806	1:40.061	+28.259	24.041	36.757		8	13:16:50.029	1:13.595	+1.284	23.113	32.489	17.993
(20) Henrik Eilertsen							9	13:18:02.340	1:12.311		23.161	31.150	18.000
1	13:07:20.590	1:28.406	+16.531	26.363	39.147	22.896	10	13:19:15.853	1:13.513	+1.202	23.995	31.422	18.096
2	13:08:37.193	1:16.603	+4.728	25.048	32.946	18.609	11	13:20:28.682	1:12.829	+0.518	23.398	31.253	18.178
3	13:09:50.034	1:12.841	+0.966	23.754	31.065	18.022	12	13:21:48.724	1:20.042	+7.731	26.786	34.765	18.491
4	13:11:02.540	1:12.506	+0.631	23.394	30.931	18.181	13	13:23:01.130	1:12.406	+0.095	23.310	31.163	17.933
5	13:12:14.415	1:11.875		23.348	30.672	17.855	14	13:24:13.451	1:12.321	+0.010	23.235	31.203	17.883
6	13:13:26.754	1:12.339	+0.464	23.470	31.048	17.821	15	13:25:26.013	1:12.562	+0.251	23.185	31.388	17.989
p7	13:14:54.842	1:28.088	+16.213	23.354	31.115		(16) Mikkel Jorgensen Njor						
8	13:17:08.506	2:13.664	+1:01.789		30.979	17.611	1	13:08:06.903	1:40.376	+28.061	33.941	43.589	22.846
9	13:18:21.486	1:12.980	+1.105	23.425	31.261	18.294	2	13:09:24.373	1:17.470	+5.155	25.017	33.734	18.719
10	13:19:35.701	1:14.215	+2.340	23.429	31.425	19.361	3	13:10:37.840	1:13.467	+1.152	23.768	31.622	18.077
p11	13:21:10.947	1:35.246	+23.371	24.246	34.556		4	13:12:06.736	1:28.896	+16.581	23.415	33.171	
12	13:24:07.371	2:56.424	+1:44.549		31.288	18.330	5	13:14:53.442	2:46.706	+1:34.391		31.613	18.211
13	13:25:20.877	1:13.506	+1.631	23.863	31.490	18.153	6	13:16:07.388	1:13.946	+1.631	24.398	31.283	18.265
(56) Jorn Vestergaard							7	13:17:19.836	1:12.448	+0.133	23.452	30.987	18.009
1	13:08:44.308	1:52.415	+40.329	39.716	47.260	25.439	8	13:18:32.151	1:12.315		23.199	31.090	18.026
2	13:10:18.653	1:34.345	+22.259	28.591	34.966	30.788	9	13:19:44.542	1:12.391	+0.076	23.237	31.109	18.045
3	13:11:32.418	1:13.765	+1.679	24.243	31.401	18.121	10	13:20:57.417	1:12.875	+0.560	23.534	31.021	18.320
4	13:13:02.997	1:30.579	+18.493	29.865	40.886	19.828	11	13:22:14.108	1:16.691	+4.376	23.726	31.277	21.688
5	13:14:15.408	1:12.411	+0.325	23.275	31.037	18.099	12	13:23:27.589	1:13.481	+1.166	23.233	31.283	18.965
p6	13:15:46.025	1:30.617	+18.531	23.388	33.872		13	13:24:41.965	1:14.376	+2.061	24.788	31.558	18.030
7	13:18:46.020	2:59.995	+1:47.909		37.377	18.881	p14	13:26:12.133	1:30.168	+17.853	23.422	31.525	
8	13:19:58.791	1:12.771	+0.685	23.632	31.167	17.972	(23) Mikkel Thybo Lovendahl Gregersen						
9	13:21:10.877	1:12.086		23.230	30.865	17.991	1	13:08:05.135	1:36.304	+23.417	33.482	41.843	20.979
							2	13:09:22.089	1:16.954	+4.067	25.520	32.673	18.761

These results are provisional, until the conclusion of any judicial and technical inquiries.

Padborg Park Open

Yokohama 1600 Challenge

Padborg Park 2,150 km

Timed Practice

2018.04.21. 13:05

Qualifying (20:00 Time) started at 13:05:13

Lap	Time of Day	Lap Tm	Diff	S1 Tm	S2 Tm	S3 Tm	Lap	Time of Day	Lap Tm	Diff	S1 Tm	S2 Tm	S3 Tm
3	13:10:36.424	1:14.335	+1.448	23.826	31.806	18.703	15	13:25:33.554	1:13.742		23.627	31.903	18.212
4	13:11:52.368	1:15.944	+3.057	23.949	32.298	18.697	(11) Lukas Ravn Staub						
5	13:13:07.009	1:14.641	+1.754	23.672	32.558	18.411	1	13:08:44.774	1:51.559	+37.743	39.079	47.149	25.331
6	13:14:21.147	1:14.138	+1.251	23.620	32.298	18.220	2	13:10:06.105	1:21.331	+7.515	27.170	33.999	20.162
7	13:15:34.898	1:13.751	+0.864	23.568	31.787	18.396	3	13:11:23.885	1:17.780	+3.964	25.581	32.612	19.587
8	13:16:48.752	1:13.854	+0.967	23.514	31.876	18.464	4	13:12:40.279	1:16.394	+2.578	24.252	33.256	18.886
9	13:18:01.639	1:12.887		23.397	31.253	18.237	5	13:13:59.165	1:18.886	+5.070	26.265	34.005	18.616
10	13:19:15.347	1:13.708	+0.821	23.799	31.427	18.482	6	13:15:17.915	1:18.750	+4.934	25.972	33.735	19.043
11	13:20:29.064	1:13.717	+0.830	23.416	31.408	18.893	7	13:16:35.138	1:17.223	+3.407	25.687	33.142	18.394
12	13:21:44.688	1:15.624	+2.737	24.922	32.200	18.502	8	13:17:49.053	1:13.915	+0.099	23.903	31.787	18.225
13	13:22:58.412	1:13.724	+0.837	23.393	31.605	18.726	9	13:19:03.425	1:14.372	+0.556	24.098	31.498	18.776
14	13:24:12.800	1:14.388	+1.501	24.549	31.458	18.381	10	13:20:17.523	1:14.098	+0.282	23.751	32.027	18.320
15	13:25:27.331	1:14.531	+1.644	23.650	32.610	18.271	11	13:21:32.231	1:14.708	+0.892	24.171	31.965	18.572
(33) Jan Vestergaard							12	13:22:46.393	1:14.162	+0.346	23.940	31.907	18.315
1	13:08:45.564	1:53.145	+40.200	41.739	46.752	24.654	13	13:24:00.209	1:13.816		23.840	31.477	18.499
2	13:10:11.129	1:25.565	+12.620	27.612	37.379	20.574	14	13:25:14.722	1:14.513	+0.697	23.997	32.095	18.421
3	13:11:27.108	1:15.979	+3.034	24.686	32.494	18.799	(31) Oliver Saksenborg Romer						
4	13:12:41.774	1:14.666	+1.721	23.939	31.682	19.045	1	13:07:38.800	1:26.359	+12.275	27.739	38.432	20.188
5	13:13:57.670	1:15.896	+2.951	24.463	32.864	18.569	2	13:08:57.689	1:18.889	+4.805	25.521	33.746	19.622
6	13:15:14.815	1:17.145	+4.200	26.044	32.648	18.453	3	13:10:15.261	1:17.572	+3.488	25.061	33.246	19.265
7	13:16:29.233	1:14.418	+1.473	23.952	31.669	18.797	4	13:11:31.344	1:16.083	+1.999	24.426	32.824	18.833
8	13:17:43.416	1:14.183	+1.238	23.773	31.911	18.499	5	13:12:48.866	1:17.522	+3.438	25.321	33.615	18.586
p9	13:19:09.704	1:26.288	+13.343	23.915	31.785	18.785	p6	13:14:21.395	1:32.529	+18.445	24.195	32.571	
10	13:23:10.805	4:01.101	+2.48.156	34.210	19.002		7	13:17:33.785	3:12.390	+1:58.306	33.259	33.259	18.698
11	13:24:24.574	1:13.769	+0.824	24.082	31.549	18.138	8	13:18:49.371	1:15.586	+1.502	24.547	32.572	18.467
12	13:25:37.519	1:12.945		23.801	31.216	17.928	9	13:20:04.226	1:14.855	+0.771	24.252	32.133	18.470
(29) Jimmy Bob Sogaard Jensen							10	13:21:19.118	1:14.892	+0.808	23.916	32.126	18.850
1	13:08:42.258	1:47.703	+34.286	38.813	46.826	22.064	11	13:22:33.792	1:14.674	+0.590	24.205	32.193	18.276
2	13:10:03.322	1:21.064	+7.647	26.120	35.379	19.565	12	13:23:47.876	1:14.084		23.846	31.965	18.273
3	13:11:19.973	1:16.651	+3.234	24.732	33.123	18.796	p13	13:25:17.458	1:29.582	+15.498	23.969	31.973	
4	13:12:43.919	1:23.946	+10.529	25.641	36.529	21.776	(27) Mark Backhausen						
5	13:13:59.989	1:16.070	+2.653	24.436	32.971	18.663	1	13:07:25.029	1:23.009	+8.822	26.753	36.465	19.791
6	13:15:17.572	1:17.583	+4.166	24.523	33.967	19.093	2	13:08:46.953	1:21.924	+7.737	25.950	32.820	23.154
7	13:16:43.844	1:26.272	+12.855	25.741	37.321	23.210	3	13:10:06.382	1:19.429	+5.242	26.579	33.953	18.897
8	13:17:57.261	1:13.417		23.671	31.689	18.057	4	13:11:23.364	1:16.982	+2.795	25.727	32.283	18.972
9	13:19:13.490	1:16.229	+2.812	24.430	33.216	18.583	5	13:12:37.551	1:14.187		23.852	31.748	18.587
10	13:20:28.117	1:14.627	+1.210	24.242	32.003	18.382	6	13:13:53.424	1:15.873	+1.686	25.480	32.049	18.344
11	13:21:53.437	1:25.320	+11.903	28.580	37.558	19.182	7	13:15:07.943	1:14.519	+0.332	24.092	32.483	17.944
12	13:23:08.150	1:14.713	+1.296	24.052	32.207	18.454	8	13:16:22.383	1:14.440	+0.253	23.994	31.980	18.466
13	13:24:22.003	1:13.853	+0.436	23.882	31.738	18.233	9	13:17:36.976	1:14.593	+0.406	24.303	31.934	18.356
14	13:25:35.793	1:13.790	+0.373	23.659	31.831	18.300	p10	13:19:05.338	1:28.362	+14.175	24.173	31.979	
(32) Kenneth Germann Thomsen							11	13:22:31.978	3:26.640	+2:12.453	33.587	33.587	18.405
1	13:07:49.857	1:33.569	+19.846	34.591	38.935	20.043	12	13:23:48.313	1:16.335	+2.148	24.283	32.876	19.176
2	13:09:06.249	1:16.392	+2.669	24.640	32.952	18.800	13	13:25:02.840	1:14.527	+0.340	24.072	32.134	18.321
3	13:10:21.440	1:15.191	+1.468	24.525	32.352	18.314	14	13:26:18.224	1:15.384	+1.197	24.086	33.015	18.283
4	13:11:35.204	1:13.764	+0.041	23.637	31.960	18.167	(63) Lucas Sommerlund						
5	13:12:49.613	1:14.409	+0.686	23.782	32.230	18.397	1	13:07:45.253	1:47.370	+33.146	26.112	1:00.878	20.380
6	13:14:03.734	1:14.121	+0.398	23.666	32.400	18.055	2	13:09:05.207	1:19.954	+5.730	25.372	34.672	19.910
7	13:15:18.169	1:14.435	+0.712	23.630	32.180	18.625	3	13:10:22.448	1:17.241	+3.017	24.751	33.247	19.243
8	13:16:41.458	1:23.289	+9.566	30.522	34.447	18.320	4	13:11:38.044	1:15.596	+1.372	24.145	32.772	18.679
p9	13:18:05.123	1:23.665	+9.942	23.646	31.597		5	13:12:53.111	1:15.067	+0.843	23.851	32.369	18.847
10	13:19:39.629	1:34.506	+20.783	32.229	18.247		6	13:14:08.046	1:14.935	+0.711	23.746	32.604	18.585
11	13:20:53.699	1:14.070	+0.347	23.912	31.822	18.336	7	13:15:23.543	1:15.497	+1.273	24.077	32.152	19.268
12	13:22:07.422	1:13.723		23.660	31.974	18.089	8	13:16:38.226	1:14.683	+0.459	23.628	32.614	18.441
p13	13:23:33.967	1:26.545	+12.822	24.469	31.718		9	13:17:55.474	1:17.248	+3.024	24.628	33.331	19.289
(57) Marco Schumann							p10	13:19:24.425	1:28.951	+14.727	24.720	33.090	
1	13:08:02.398	1:38.663	+24.921	35.131	42.959	20.573	11	13:22:18.025	2:53.600	+1:39.376	32.385	32.385	18.846
2	13:09:18.910	1:16.512	+2.770	24.423	32.982	19.107	12	13:23:32.501	1:14.476	+0.252	23.468	32.322	18.686
3	13:10:34.233	1:15.323	+1.581	24.237	32.535	18.551	13	13:24:47.839	1:15.338	+1.114	24.988	31.966	18.384
4	13:11:51.473	1:17.240	+3.498	24.397	34.283	18.560	14	13:26:02.063	1:14.224		23.208	32.376	18.640
5	13:13:06.349	1:14.876	+1.134	24.072	32.431	18.373	(91) Patrick L. Jensen						
6	13:14:22.187	1:15.838	+2.096	23.948	33.713	18.177	1	13:07:26.918	1:21.725	+7.417	26.428	35.452	19.845
7	13:15:37.422	1:15.235	+1.493	23.775	32.091	19.369	2	13:08:48.576	1:21.658	+7.350	24.748	32.975	23.935
8	13:16:51.984	1:14.562	+0.820	23.830	32.194	18.538	3	13:10:08.336	1:19.760	+5.452	26.307	34.876	18.577
9	13:18:07.133	1:15.149	+1.407	24.894	31.873	18.382	4	13:11:25.066	1:16.730	+2.422	24.854	32.740	19.136
10	13:19:22.260	1:15.127	+1.385	24.058	32.423	18.646	5	13:12:41.329	1:16.263	+1.955	23.978	32.933	19.352
11	13:20:36.208	1:13.948	+0.206	23.676	31.864	18.408	6	13:13:57.525	1:16.196	+1.888	24.652	32.876	18.668
12	13:21:50.420	1:14.212	+0.470	23.999	32.106	18.107	p7	13:15:27.121	1:29.596	+15.28			

Padborg Park Open

Yokohama 1600 Challenge

Padborg Park 2,150 km

Timed Practice

2018.04.21. 13:05

Qualifying (20:00 Time) started at 13:05:13

Lap	Time of Day	Lap Tm	Diff	S1 Tm	S2 Tm	S3 Tm	Lap	Time of Day	Lap Tm	Diff	S1 Tm	S2 Tm	S3 Tm
9	13:18:59.559	1:14.485	+0.177	23.968	32.078	18.439							
10	13:20:14.206	1:14.647	+0.339	24.145	32.025	18.477							
11	13:21:28.753	1:14.547	+0.239	24.058	32.010	18.479							
12	13:22:43.396	1:14.643	+0.335	24.000	32.259	18.384							
13	13:23:57.704	1:14.308		23.945	31.850	18.513							
p14	13:25:42.014	1:44.310	+30.002	28.755	36.578								

(72) Rudi Larsen

1	13:08:09.144	1:32.950	+18.614	31.508	41.312	20.130
2	13:09:26.116	1:16.972	+2.636	24.809	33.170	18.993
3	13:10:41.996	1:15.880	+1.544	24.316	33.023	18.541
4	13:11:57.610	1:15.614	+1.278	24.146	32.750	18.718
5	13:13:13.254	1:15.644	+1.308	24.115	32.596	18.933
6	13:14:28.685	1:15.431	+1.095	23.844	32.931	18.656
7	13:15:44.365	1:15.680	+1.344	24.537	32.610	18.533
8	13:17:00.051	1:15.686	+1.350	24.373	32.783	18.530
9	13:18:14.992	1:14.941	+0.605	24.001	32.554	18.386
10	13:19:30.332	1:15.340	+1.004	23.987	32.895	18.458
11	13:20:46.200	1:15.868	+1.532	23.918	33.102	18.848
12	13:22:01.059	1:14.859	+0.523	23.989	32.315	18.555
13	13:23:15.635	1:14.576	+0.240	24.092	32.083	18.401
14	13:24:30.002	1:14.367	+0.031	23.929	32.028	18.410
15	13:25:44.338	1:14.336		23.878	31.906	18.552

(48) August Chr Hansen

1	13:07:23.703	1:22.387	+7.734	26.445	35.998	19.944
2	13:08:46.222	1:22.519	+7.866	25.212	33.499	23.808
3	13:10:06.915	1:20.693	+6.040	27.182	34.832	18.679
4	13:11:24.329	1:17.414	+2.761	25.851	32.837	18.726
5	13:12:40.683	1:16.354	+1.701	24.302	33.698	18.354
6	13:13:56.881	1:16.198	+1.545	24.838	33.115	18.245
7	13:15:13.005	1:16.124	+1.471	25.262	32.566	18.296
p8	13:16:42.372	1:29.367	+14.714	24.360	32.602	
9	13:20:22.194	3:39.822	+2:25.169		32.321	19.176
10	13:21:37.312	1:15.118	+0.465	24.257	32.515	18.346
11	13:22:51.965	1:14.653		24.212	32.386	18.055
12	13:24:07.071	1:15.106	+0.453	24.457	32.178	18.471
13	13:25:23.112	1:16.041	+1.388	23.953	32.673	19.415

(106) Jørn Stovring

1	13:08:38.885	1:50.898	+34.388	38.693	46.372	25.833
2	13:10:05.991	1:27.106	+10.596	27.119	39.435	20.552
3	13:11:30.849	1:24.858	+8.348	28.991	36.161	19.706
4	13:12:50.706	1:19.857	+3.347	25.119	35.081	19.657
5	13:14:10.858	1:20.152	+3.642	25.030	35.403	19.719
6	13:15:31.769	1:20.911	+4.401	25.489	35.401	20.021
7	13:16:51.666	1:19.897	+3.387	25.480	34.540	19.877
8	13:18:11.045	1:19.379	+2.869	25.973	33.982	19.424
9	13:19:31.314	1:20.269	+3.759	25.192	34.809	20.268
10	13:20:51.666	1:20.352	+3.842	25.264	34.861	20.227
11	13:22:09.894	1:18.228	+1.718	24.965	34.213	19.050
12	13:23:27.244	1:17.350	+0.840	24.927	33.245	19.178
13	13:24:45.394	1:18.150	+1.640	24.917	34.352	18.881
14	13:26:01.904	1:16.510		24.539	33.123	18.848

(55) Lars Christensen

1	13:08:32.308	1:43.312	+25.327	38.329	43.226	21.757
2	13:09:58.278	1:25.970	+7.985	29.412	37.001	19.557
3	13:11:18.636	1:20.358	+2.373	25.887	34.986	19.485
4	13:12:37.230	1:18.594	+0.609	24.895	34.529	19.170
5	13:13:56.908	1:19.678	+1.693	26.230	34.472	18.976
6	13:15:16.971	1:20.063	+2.078	26.257	35.074	18.732
7	13:16:36.864	1:19.893	+1.908	26.043	34.798	19.052
8	13:17:54.849	1:17.985		25.098	33.943	18.944
p9	13:19:38.188	1:43.339	+25.354	25.083	34.925	
10	13:23:41.100	4:02.912	+2:44.927		36.065	19.399
11	13:25:00.575	1:19.475	+1.490	26.206	34.393	18.876
12	13:26:19.285	1:18.710	+0.725	25.173	34.278	19.259

These results are provisional, until the conclusion of any judicial and technical inquiries.

Orbits


Hans-Jørn Sogaard Andersen
Clerk of the Course


Attila Boros
Chief Timekeeper


CHRONOMOTO
TIMING

Padborg Park Open

Yokohama 1600 Challenge

Padborg Park 2,150 km

Heat 1

2018.04.21. 16:45

Race (15:00 and 1 Laps)

POLE POSITION

Rank	Driver	Time
1	6 Jesper Gregersen	1:10.340
2	18 Steffen Larsen	1:10.480
3	5 Mathias Valentin Pedersen	1:10.999
4	65 Anders Brodsgaard Straarup	1:11.802
5	20 Henrik Eilertsen	1:11.875
6	56 Jorn Vestergaard	1:12.086
7	98 Mike Steffen Hansen	1:12.100
8	94 Sebastian Ammitzbohl Hove	1:12.277
9	35 Mirza Lovic	1:12.311
10	16 Mikkel Jorgensen Njor	1:12.315
11	23 Mikkel Thybo Lovendahl Gregersen	1:12.887
12	33 Jan Vestergaard	1:12.945
13	29 Jimmy Bob Sogaard Jensen	1:13.417
14	32 Kenneth Germann Thomsen	1:13.723
15	57 Marco Schumann	1:13.742
16	11 Lukas Ravn Staub	1:13.816
17	31 Oliver Saksenborg Romer	1:14.084
18	27 Mark Backhausen	1:14.187
19	63 Lucas Sommerlund	1:14.224
20	91 Patrick L. Jensen	1:14.308

These results are provisional, until the conclusion of any judicial and technical inquiries.

Orbits

Hans-Jorn Sogaard Andersen
Clerk of the Course

Attila Boros
Chief Timekeeper

CHRONOMOTO
TIMING

Padborg Park Open


Yokohama 1600 Challenge

Padborg Park 2,150 km

Heat 1

2018.04.21. 16:45

Race (15:00 and 1 Laps)



11

21 72 Rudi Larsen 1:14.336

22 48 August Chr Hansen 1:14.653
--

12

23 106 Jorn Stovring 1:16.510

24 55 Lars Christensen 1:17.985

Hans-Jorn Sogaard Andersen
Clerk of the Course

Attila Boros
Chief Timekeeper

Padborg Park Open

Sorted on Laps

Yokohama 1600 Challenge

Padborg Park 2,150 km

Heat 1

2018.04.21. 16:45

Race (15:00 and 1 Laps) started at 16:47:51

Pos	No.	Name	Nat.	Car	Class	Laps	Total Tm	Diff	Gap	Best Tm
1	5	Mathias Valentin Pedersen	DNK	Suzuki Swift Sport	1600 Challenge	14	17:00.744			1:11.160
2	18	Steffen Larsen	DNK	VW Scirocco 1,4 tsi	1600 Challenge	14	17:01.483	0.739	0.739	1:10.624
3	6	Jesper Gregersen	DNK		1600 Challenge	14	17:02.223	1.479	0.740	1:10.312
4	65	Anders Brodsgaard Straarup	DNK	Honda CRX	1600 Challenge	14	17:20.500	19.756	18.277	1:11.909
5	20	Henrik Eilertsen	DNK	Peugeot 207 Vti	1600 Challenge	14	17:24.368	23.624	3.868	1:12.153
6	98	Mike Steffen Hansen	DNK	Suzuki Swift sport	1600 Challenge	14	17:25.123	24.379	0.755	1:11.952
7	16	Mikkel Jorgensen Njor	DNK	Suzuki Swift Sport	1600 Challenge	14	17:25.970	25.226	0.847	1:12.203
8	35	Mirza Lovic	DNK	Suzuki Swift GTI	1600 Challenge	14	17:26.564	25.820	0.594	1:12.189
9	94	Sebastian Ammitzboll Hove	DNK	Peugeot 106 GTI	1600 Challenge	14	17:30.062	29.318	3.498	1:12.410
10	32	Kenneth Germann Thomsen	DNK	Honda CRX	1600 Challenge	14	17:38.081	37.337	8.019	1:12.860
11	33	Jan Vestergaard	DNK	Peugeot 208	1600 Challenge	14	17:42.946	42.202	4.865	1:12.969
12	63	Lucas Sommerlund	DNK	Peugeot 207	1600 Challenge	14	17:43.209	42.465	0.263	1:12.098
13	23	Mikkel Thybo Lovendahl Gregersen	DNK	Volkswagen Scirocco	1600 Challenge	14	17:45.558	44.814	2.349	1:13.289
14	56	Jorn Vestergaard	DNK	Suzuki Swift Sport	1600 Challenge	14	17:47.244	46.500	1.686	1:12.259
15	27	Mark Backhausen	DNK	Peugeot 106 GTI	1600 Challenge	14	17:50.261	49.517	3.017	1:13.437
16	57	Marco Schumann	DNK	suzuki Swift sport	1600 Challenge	14	17:50.738	49.994	0.477	1:13.585
17	11	Lukas Ravn Staub	DNK	Suzuki Swift Sport	1600 Challenge	14	17:55.596	54.852	4.858	1:13.153
18	48	August Chr Hansen	DNK	Suzuki Swift	1600 Challenge	14	17:59.789	59.045	4.193	1:14.247
19	31	Oliver Saksenborg Romer	DNK	Peugeot 207	1600 Challenge	14	18:02.007	1:01.263	2.218	1:13.800
20	29	Jimmy Bob Sogaard Jensen	DNK	Peugeot 106 Rally	1600 Challenge	14	18:03.385	1:02.641	1.378	1:13.942
21	72	Rudi Larsen	DNK	Fiat Fiat 500	1600 Challenge	14	18:07.522	1:06.778	4.137	1:14.448
22	55	Lars Christensen	DNK	Peugeot 208	1600 Challenge	13	17:16.545	1 Lap	1 Lap	1:16.110
23	106	Jorn Stovring	DNK	Peugeot 106 Gti	1600 Challenge	13	17:57.995	1 Lap	41.450	1:18.925
Not classified (75% = 11 Laps)										
DNF	91	Patrick L. Jensen	DNK	Peugeot 106	1600 Challenge	9	11:42.591	DNF		1:13.946

Announcements

#56 - korer 66 km. I timen i tip - 2 strafbaner konverteres til 6 sek. / speeding in pit - 2 penalty lane converted to 6 sec. penalty

Margin of Victory	Avg. Speed	Best Lap Tm	Best Speed	Best Lap by
0.739	106,158	1:10.312	110,081	6 - Jesper Gregersen

Orbits

These results are provisional, until the conclusion of any judicial and technical inquiries.



Hans-Jorn Sogaard Andersen
Clerk of the Course



Attila Boros
Chief Timekeeper



CHRONOMOTO
TIMING

Padborg Park Open

Yokohama 1600 Challenge

Padborg Park 2,150 km

Heat 1

2018.04.21. 16:45

Race (15:00 and 1 Laps) started at 16:47:51

Lap	Time of Day	Lap Tm	Diff	S1 Tm	S2 Tm	S3 Tm	Lap	Time of Day	Lap Tm	Diff	S1 Tm	S2 Tm	S3 Tm
(5) Mathias Valentin Pedersen							9	16:59:09.446	1:12.153		23.425	30.945	17.783
1	16:49:22.843	1:12.566	+1.406	23.127	31.734	17.705	10	17:00:22.254	1:12.808	+0.655	23.721	31.051	18.036
2	16:50:34.747	1:11.904	+0.744	23.008	30.774	18.122	11	17:01:37.760	1:15.506	+3.353	26.393	31.158	17.955
3	16:51:46.752	1:12.005	+0.845	23.243	30.971	17.791	12	17:02:50.836	1:13.076	+0.923	24.009	31.092	17.975
4	16:52:58.725	1:11.973	+0.813	23.078	30.972	17.923	13	17:04:03.336	1:12.500	+0.347	23.486	31.195	17.819
5	16:54:10.056	1:11.331	+0.171	23.159	30.482	17.690	14	17:05:15.933	1:12.597	+0.444	23.604	31.153	17.840
6	16:55:21.216	1:11.160		22.901	30.596	17.663	(98) Mike Steffen Hansen						
7	16:56:32.497	1:11.281	+0.121	22.987	30.536	17.758	1	16:49:29.573	1:17.297	+5.345	25.451	33.433	18.413
8	16:57:43.824	1:11.327	+0.167	22.978	30.762	17.587	2	16:50:43.327	1:13.754	+1.802	23.758	31.840	18.156
9	16:58:55.166	1:11.342	+0.182	22.891	30.571	17.880	3	16:51:56.290	1:12.963	+1.011	23.561	31.510	17.892
10	17:00:06.612	1:11.446	+0.286	22.925	30.657	17.864	4	16:53:08.668	1:12.378	+0.426	23.340	31.206	17.832
11	17:01:18.456	1:11.844	+0.684	23.181	30.734	17.929	5	16:54:20.957	1:12.289	+0.337	23.219	31.213	17.857
12	17:02:29.757	1:11.301	+0.141	22.993	30.589	17.719	6	16:55:33.107	1:12.150	+0.198	23.161	31.262	17.727
13	17:03:41.143	1:11.386	+0.226	23.169	30.538	17.679	7	16:56:45.083	1:11.976	+0.024	23.160	31.112	17.704
14	17:04:52.309	1:11.166	+0.006	23.001	30.612	17.553	8	16:57:58.151	1:13.068	+1.116	23.358	31.893	17.817
(18) Steffen Larsen							9	16:59:10.103	1:11.952		23.237	31.114	17.601
1	16:49:23.566	1:12.816	+2.192	23.819	31.185	17.812	10	17:00:22.656	1:12.553	+0.601	23.330	31.223	18.000
2	16:50:35.016	1:11.450	+0.826	22.928	30.538	17.984	11	17:01:38.154	1:15.498	+3.546	26.210	31.414	17.874
3	16:51:47.013	1:11.997	+1.373	23.270	30.876	17.851	12	17:02:51.392	1:13.238	+1.286	23.781	31.648	17.809
4	16:52:58.927	1:11.914	+1.290	23.022	30.743	18.149	13	17:04:03.844	1:12.452	+0.500	23.326	31.406	17.720
5	16:54:10.671	1:11.744	+1.120	23.221	30.824	17.699	14	17:05:16.688	1:12.844	+0.892	23.320	31.546	17.978
6	16:55:21.992	1:11.321	+0.697	22.927	30.711	17.683	(16) Mikkel Jorgensen Njor						
7	16:56:33.108	1:11.116	+0.492	22.815	30.684	17.617	1	16:49:31.011	1:17.313	+5.110	25.025	33.676	18.612
8	16:57:44.251	1:11.143	+0.519	22.768	30.631	17.744	2	16:50:45.429	1:14.418	+2.215	23.798	32.537	18.083
9	16:58:57.556	1:13.305	+2.681	23.789	31.549	17.967	3	16:51:58.455	1:13.026	+0.823	23.651	31.354	18.021
10	17:00:09.167	1:11.611	+0.987	23.468	30.591	17.552	4	16:53:11.080	1:12.625	+0.422	23.423	30.958	18.244
11	17:01:20.355	1:11.188	+0.564	22.923	30.631	17.634	5	16:54:23.587	1:12.507	+0.304	23.301	31.105	18.101
12	17:02:31.411	1:11.056	+0.432	22.955	30.678	17.423	6	16:55:36.723	1:13.136	+0.933	23.481	31.654	18.001
13	17:03:42.424	1:11.013	+0.389	22.872	30.694	17.447	7	16:56:49.669	1:12.946	+0.743	23.742	31.225	17.979
14	17:04:53.048	1:10.624		22.809	30.365	17.450	8	16:58:02.172	1:12.503	+0.300	23.348	30.993	18.162
(6) Jesper Gregersen							9	16:59:14.913	1:12.741	+0.538	23.625	31.050	18.066
1	16:49:28.177	1:14.990	+4.678				10	17:00:27.126	1:12.213	+0.010	23.211	30.926	18.076
2	16:50:40.573	1:12.396	+2.084				11	17:01:40.151	1:13.025	+0.822	23.938	31.209	17.878
3	16:51:51.194	1:10.621	+0.309				12	17:02:52.557	1:12.406	+0.203	23.600	30.874	17.932
4	16:53:02.784	1:11.590	+1.278				13	17:04:04.760	1:12.203		23.272	31.044	17.887
5	16:54:13.338	1:10.554	+0.242				14	17:05:17.535	1:12.775	+0.572	23.389	31.367	18.019
6	16:55:23.650	1:10.312					(35) Mirza Lovic						
7	16:56:34.155	1:10.505	+0.193				1	16:49:29.907	1:17.101	+4.912	25.279	33.204	18.618
8	16:57:44.684	1:10.529	+0.217				2	16:50:44.954	1:15.047	+2.858	23.878	32.280	18.889
9	16:58:57.902	1:13.218	+2.906				3	16:51:57.924	1:12.970	+0.781	23.710	31.220	18.040
10	17:00:09.746	1:11.844	+1.532				4	16:53:10.633	1:12.709	+0.520	23.303	31.138	18.268
11	17:01:20.847	1:11.101	+0.789				5	16:54:23.136	1:12.503	+0.314	23.207	31.107	18.189
12	17:02:32.001	1:11.154	+0.842				6	16:55:36.209	1:13.073	+0.884	23.716	31.318	18.039
13	17:03:42.993	1:10.992	+0.680				7	16:56:50.158	1:13.949	+1.760	24.405	31.585	17.959
14	17:04:53.788	1:10.795	+0.483				8	16:58:02.731	1:12.573	+0.384	23.281	31.118	18.174
(65) Anders Brodsgaard Straarup							9	16:59:15.466	1:12.735	+0.546	23.364	31.204	18.167
1	16:49:25.119	1:13.667	+1.758	23.928	31.593	18.146	10	17:00:27.775	1:12.309	+0.120	23.182	31.054	18.073
2	16:50:38.155	1:13.036	+1.127	23.507	31.484	18.045	11	17:01:40.576	1:12.801	+0.612	23.633	31.264	17.904
3	16:51:50.412	1:12.257	+0.348	23.332	31.098	17.827	12	17:02:52.890	1:12.314	+0.125	23.517	30.894	17.903
4	16:53:04.136	1:13.724	+1.815	23.142	32.488	18.094	13	17:04:05.079	1:12.189		23.312	30.954	17.923
5	16:54:16.045	1:11.909		23.123	30.903	17.883	14	17:05:18.129	1:13.050	+0.861	23.286	31.336	18.428
6	16:55:28.043	1:11.998	+0.089	23.072	31.075	17.851	(94) Sebastian Ammitzbohl Hove						
7	16:56:40.188	1:12.145	+0.236	23.086	31.187	17.872	1	16:49:30.530	1:17.194	+4.784	25.619	32.988	18.587
8	16:57:52.428	1:12.240	+0.331	23.030	31.105	18.105	2	16:50:44.642	1:14.112	+1.702	23.852	32.161	18.099
9	16:59:04.702	1:12.274	+0.365	23.152	31.250	17.872	3	16:51:57.320	1:12.678	+0.268	23.606	31.196	17.876
10	17:00:17.664	1:12.962	+1.053	23.345	31.691	17.926	4	16:53:09.971	1:12.651	+0.241	23.442	31.308	17.901
11	17:01:30.663	1:12.999	+1.090	23.560	31.311	18.128	5	16:54:22.856	1:12.885	+0.475	23.426	31.246	18.213
12	17:02:44.055	1:13.392	+1.483	23.474	31.504	18.414	6	16:55:35.916	1:13.060	+0.650	23.748	31.336	17.976
13	17:03:57.684	1:13.629	+1.720	23.502	31.904	18.223	7	16:56:50.952	1:15.036	+2.626	25.040	32.036	17.960
14	17:05:12.065	1:14.381	+2.472	23.333	32.138	18.910	8	16:58:04.010	1:13.058	+0.648	23.883	31.312	17.863
(20) Henrik Eilertsen							9	16:59:16.420	1:12.410		23.572	31.025	17.813
1	16:49:27.382	1:15.086	+2.933	25.075	31.832	18.179	10	17:00:29.121	1:12.701	+0.291	23.742	31.080	17.879
2	16:50:40.918	1:13.536	+1.383	23.787	31.343	18.406	11	17:01:42.221	1:13.100	+0.690	24.000	31.170	17.930
3	16:51:54.097	1:13.179	+1.026	23.759	31.336	18.084	12	17:02:55.133	1:12.912	+0.502	23.786	31.207	17.919
4	16:53:06.769	1:12.672	+0.519	23.501	31.252	17.919	13	17:04:08.238	1:13.105	+0.695	23.747	31.462	17.896
5	16:54:19.220	1:12.451	+0.298	23.430	31.126	17.895	14	17:05:21.627	1:13.389	+0.979	23.842	31.504	18.043
6	16:55:32.081	1:12.861	+0.708	23.595	31.367	17.899	(32) Kenneth Germann Thomsen						
7	16:56:44.542	1:12.461	+0.308	23.462	31.141	17.858	1	16:49:33.106	1:18.535	+5.675	26.225	33.617	18.693
8	16:57:57.293	1:12.751	+0.598	23.688	31.297	17.766	2	16:50:49.091	1:15.985	+3.125	24.568	33.101	18.316

These results are provisional, until the conclusion of any judicial and technical inquiries.

Hans-Jorn Sogaard Andersen
Clerk of the Course

Attila Boros
Chief Timekeeper

Padborg Park Open

Yokohama 1600 Challenge

Padborg Park 2,150 km

Heat 1

2018.04.21. 16:45

Race (15:00 and 1 Laps) started at 16:47:51

Lap	Time of Day	Lap Tm	Diff	S1 Tm	S2 Tm	S3 Tm	Lap	Time of Day	Lap Tm	Diff	S1 Tm	S2 Tm	S3 Tm
3	16:52:02.212	1:13.121	+0.261	23.371	31.515	18.235	13	17:04:20.550	1:12.774	+0.515	23.478	31.237	18.059
4	16:53:15.837	1:13.625	+0.765	23.761	31.662	18.202	14	17:05:32.809	1:12.259		23.454	30.736	18.069
5	16:54:29.079	1:13.242	+0.382	23.462	31.611	18.169							
6	16:55:42.178	1:13.099	+0.239	23.509	31.538	18.052							
7	16:56:55.309	1:13.131	+0.271	23.382	31.565	18.184							
8	16:58:08.169	1:12.860		23.448	31.406	18.006							
9	16:59:21.225	1:13.056	+0.196	23.491	31.481	18.084							
10	17:00:34.586	1:13.361	+0.501	23.530	31.588	18.243							
11	17:01:48.759	1:14.173	+1.313	24.219	31.742	18.212							
12	17:03:02.524	1:13.765	+0.905	23.634	31.854	18.277							
13	17:04:15.989	1:13.465	+0.605	23.647	31.599	18.219							
14	17:05:29.646	1:13.657	+0.797	23.563	31.625	18.469							
(33) Jan Vestergaard							(27) Mark Backhausen						
1	16:49:34.267	1:19.754	+6.785	26.934	33.906	18.914	1	16:49:34.117	1:18.786	+5.349	25.896	34.313	18.577
2	16:50:50.188	1:15.921	+2.952	24.567	32.944	18.410	2	16:50:50.699	1:16.582	+3.145	24.292	32.911	19.379
3	16:52:03.661	1:13.473	+0.504	23.942	31.500	18.031	3	16:52:05.743	1:15.044	+1.607	24.049	32.474	18.521
4	16:53:17.881	1:14.220	+1.251	23.966	31.796	18.458	4	16:53:19.278	1:13.535	+0.098	23.797	31.565	18.173
5	16:54:31.499	1:13.618	+0.649	23.878	31.322	18.418	5	16:54:32.778	1:13.500	+0.063	23.879	31.456	18.165
6	16:55:44.468	1:12.969		23.966	31.098	17.905	6	16:55:48.764	1:15.986	+2.549	24.704	32.511	18.771
7	16:56:57.957	1:13.489	+0.520	23.780	31.330	18.379	7	16:57:02.540	1:13.776	+0.339	23.698	31.918	18.160
8	16:58:11.131	1:13.174	+0.205	23.838	31.112	18.224	8	16:58:17.729	1:15.189	+1.752	24.056	32.367	18.766
9	16:59:25.802	1:14.671	+1.702	24.071	31.847	18.753	9	16:59:31.166	1:13.437		24.020	31.593	17.824
10	17:00:39.813	1:14.011	+1.042	24.246	31.610	18.155	10	17:00:45.189	1:14.023	+0.586	24.081	31.833	18.109
11	17:01:53.487	1:13.674	+0.705	23.950	31.295	18.429	11	17:01:59.342	1:14.153	+0.716	24.094	31.999	18.060
12	17:03:07.429	1:13.942	+0.973	24.209	31.348	18.385	12	17:03:13.511	1:14.169	+0.732	24.066	32.147	17.956
13	17:04:20.837	1:13.408	+0.439	23.511	31.313	18.584	13	17:04:27.335	1:13.824	+0.387	23.899	31.920	18.005
14	17:05:34.511	1:13.674	+0.705	24.364	31.183	18.127	14	17:05:41.826	1:14.491	+1.054	23.844	32.239	18.408
(63) Lucas Sommerlund							(57) Marco Schumann						
1	16:49:35.878	1:18.160	+6.062	26.441	32.978	18.741	1	16:49:32.355	1:18.342	+4.757	26.114	33.567	18.661
2	16:50:51.105	1:15.227	+3.129	24.314	32.439	18.474	2	16:50:48.757	1:16.402	+2.817	25.099	32.812	18.491
3	16:52:05.332	1:14.227	+2.129	24.034	32.094	18.099	3	16:52:03.260	1:14.503	+0.918	24.444	31.813	18.246
4	16:53:18.853	1:13.521	+1.423	23.444	31.767	18.310	4	16:53:17.413	1:14.153	+0.568	23.967	31.723	18.463
5	16:54:31.983	1:13.130	+1.032	23.220	31.434	18.476	5	16:54:31.786	1:14.373	+0.788	23.650	31.696	19.027
6	16:55:46.620	1:14.637	+2.539	25.162	31.378	18.097	6	16:55:47.514	1:15.728	+2.143	25.419	32.253	18.056
7	16:56:58.833	1:12.213	+0.115	23.341	31.093	17.779	7	16:57:03.524	1:16.010	+2.425	23.749	32.636	19.625
8	16:58:11.872	1:13.039	+0.941	23.255	31.478	18.306	8	16:58:17.919	1:14.395	+0.810	23.914	32.254	18.227
9	16:59:26.385	1:14.513	+2.415	23.655	31.959	18.899	9	16:59:31.987	1:14.068	+0.483	24.567	31.451	18.050
10	17:00:40.586	1:14.201	+2.103	24.066	31.441	18.694	10	17:00:45.572	1:13.585		23.852	31.745	17.988
11	17:01:54.191	1:13.605	+1.507	24.152	31.285	18.168	11	17:02:00.025	1:14.453	+0.868	24.121	32.104	18.228
12	17:03:09.204	1:15.013	+2.915	25.797	31.123	18.093	12	17:03:13.866	1:13.841	+0.256	23.804	31.990	18.047
13	17:04:21.302	1:12.098		23.102	31.073	17.923	13	17:04:27.684	1:13.818	+0.233	23.773	32.080	17.965
14	17:05:34.774	1:13.472	+1.374	24.176	31.208	18.088	14	17:05:42.303	1:14.619	+1.034	23.696	32.413	18.510
(23) Mikkel Thybo Lovendahl Gregersen							(11) Lukas Ravn Staub						
1	16:49:31.728	1:17.604	+4.315	25.866	33.017	18.721	1	16:49:36.339	1:20.862	+7.709	27.009	34.368	19.485
2	16:50:47.937	1:16.209	+2.920	25.486	32.207	18.516	2	16:50:52.727	1:16.388	+3.235	24.512	33.020	18.856
3	16:52:02.522	1:14.585	+1.296	23.839	31.967	18.779	3	16:52:07.772	1:15.045	+1.892	24.039	32.502	18.504
4	16:53:16.928	1:14.406	+1.117	24.123	31.807	18.476	4	16:53:22.410	1:14.638	+1.485	24.130	32.236	18.272
5	16:54:30.451	1:13.523	+0.234	23.541	31.570	18.412	5	16:54:35.983	1:13.573	+0.420	23.566	31.822	18.185
6	16:55:43.820	1:13.369	+0.080	23.567	31.472	18.330	6	16:55:51.178	1:15.195	+2.042	23.992	33.025	18.178
7	16:56:57.377	1:13.557	+0.268	23.529	31.552	18.476	7	16:57:06.075	1:14.897	+1.744	24.807	32.006	18.084
8	16:58:10.982	1:13.605	+0.316	23.572	31.527	18.506	8	16:58:21.354	1:15.279	+2.126	24.383	32.614	18.282
9	16:59:25.666	1:14.684	+1.395	23.945	31.936	18.803	9	16:59:34.507	1:13.153		23.710	31.490	17.953
10	17:00:40.233	1:14.567	+1.278	24.159	31.631	18.777	10	17:00:48.898	1:14.391	+1.238	23.896	32.334	18.161
11	17:01:55.841	1:15.608	+2.319	24.382	32.395	18.831	11	17:02:03.181	1:14.283	+1.130	24.013	31.886	18.384
12	17:03:09.507	1:13.666	+0.377	23.855	31.419	18.392	12	17:03:17.352	1:14.171	+1.018	23.774	32.157	18.240
13	17:04:23.834	1:14.327	+1.038	24.602	31.548	18.177	13	17:04:31.807	1:14.455	+1.302	23.920	32.061	18.474
14	17:05:37.123	1:13.289		23.491	31.548	18.250	14	17:05:47.161	1:15.354	+2.201	24.069	32.822	18.463
(56) Jørn Vestergaard							(48) August Chr Hansen						
1	16:49:38.075	1:20.187	+7.928	28.366	33.415	18.406	1	16:49:39.526	1:22.164	+7.917	28.196	35.134	18.834
2	16:50:52.321	1:14.246	+1.987	23.592	32.301	18.353	2	16:50:56.127	1:16.601	+2.354	25.116	32.919	18.566
3	16:52:07.027	1:14.706	+2.447	23.986	31.858	18.862	3	16:52:10.708	1:14.581	+0.334	24.229	32.050	18.302
4	16:53:20.683	1:13.656	+1.397	24.291	31.252	18.113	4	16:53:25.787	1:15.079	+0.832	24.633	31.975	18.471
5	16:54:33.129	1:12.446	+0.187	23.308	30.927	18.211	5	16:54:41.070	1:15.283	+1.036	23.885	32.343	19.055
6	16:55:48.147	1:15.018	+2.759	24.592	32.498	17.928	6	16:55:55.796	1:14.726	+0.479	24.212	32.295	18.219
7	16:57:02.987	1:14.840	+2.581	23.423	32.856	18.561	7	16:57:10.368	1:14.572	+0.325	24.227	32.010	18.335
8	16:58:17.462	1:14.475	+2.216	23.716	32.456	18.303	8	16:58:24.615	1:14.247		24.103	32.033	18.111
9	16:59:30.320	1:12.858	+0.599	23.567	31.299	17.992	9	16:59:38.908	1:14.293	+0.046	24.017	32.249	18.027
10	17:00:42.696	1:12.376	+0.117	23.319	31.010	18.047	10	17:00:53.464	1:14.556	+0.309	24.255	31.915	18.386
11	17:01:55.503	1:12.807	+0.548	23.260	31.332	18.215	11	17:02:08.025	1:14.561	+0.314	24.441	31.851	18.269
12	17:03:07.776	1:12.273	+0.014	23.409	30.936	17.928	12	17:03:22.579	1:14.554	+0.307	24.376	31.982	18.196
							13	17:04:37.005	1:14.426	+0.179	24.106	32.084	18.236
							14	17:05:51.354	1:14.349	+0.102	24.257	31.963	18.129
(31) Oliver Saksenborg Romer													
1	16:49:36.923	1:20.913	+7.113	26.787	35.144	18.982							
2	16:50:53.368	1:16.445	+2.645	24.562	33.403	18.480							
3	16:52:08.953	1:15.585	+1.785	24.376	32.717	18.492							
4	16:53:23.059	1:14.106	+0.306	24.009	31.845	18.252							
5	16:54:36.859	1:13.800		23.648	31.951	18.201							
6	16:55:51.993	1:15.134	+1.334	24.021	32.820	18.293							

Padborg Park Open

Yokohama 1600 Challenge

Padborg Park 2,150 km

Heat 1

2018.04.21. 16:45

Race (15:00 and 1 Laps) started at 16:47:51

Lap	Time of Day	Lap Tm	Diff	S1 Tm	S2 Tm	S3 Tm	Lap	Time of Day	Lap Tm	Diff	S1 Tm	S2 Tm	S3 Tm
7	16:57:06.779	1:14.786	+0.986	24.328	32.278	18.180	3	16:52:06.549	1:15.542	+1.596	24.664	32.177	18.701
8	16:58:21.898	1:15.119	+1.319	24.048	32.534	18.537	4	16:53:21.362	1:14.813	+0.867	23.917	31.745	19.151
9	16:59:36.231	1:14.333	+0.533	23.916	31.929	18.488	5	16:54:35.587	1:14.225	+0.279	23.929	31.876	18.420
10	17:00:52.348	1:16.117	+2.317	25.255	32.231	18.631	6	16:55:51.029	1:15.442	+1.496	24.588	32.411	18.443
11	17:02:08.514	1:16.166	+2.366	24.599	32.662	18.905	7	16:57:05.772	1:14.743	+0.797	24.603	31.741	18.399
12	17:03:23.883	1:15.369	+1.569	24.576	32.146	18.647	8	16:58:20.210	1:14.438	+0.492	24.300	31.986	18.152
13	17:04:38.748	1:14.865	+1.065	24.345	31.877	18.643	9	16:59:34.156	1:13.946		24.129	31.749	18.068
14	17:05:53.572	1:14.824	+1.024	24.230	32.055	18.539							

(29) Jimmy Bob Sogaard Jensen

1	16:49:34.699	1:21.193	+7.251	26.954	34.633	19.606							
2	16:50:52.066	1:17.367	+3.425	25.185	33.323	18.859							
3	16:52:10.154	1:18.088	+4.146	24.046	33.785	20.257							
4	16:53:28.955	1:18.801	+4.859	26.776	33.351	18.674							
5	16:54:45.290	1:16.335	+2.393	24.697	32.828	18.810							
6	16:56:00.166	1:14.876	+0.934	24.238	32.271	18.367							
7	16:57:14.812	1:14.646	+0.704	24.086	32.191	18.369							
8	16:58:29.216	1:14.404	+0.462	24.254	31.803	18.347							
9	16:59:43.383	1:14.167	+0.225	24.020	31.878	18.269							
10	17:00:57.685	1:14.302	+0.360	23.917	32.040	18.345							
11	17:02:11.870	1:14.185	+0.243	24.001	31.963	18.221							
12	17:03:25.812	1:13.942		23.719	32.058	18.165							
13	17:04:40.054	1:14.242	+0.300	23.635	32.309	18.298							
14	17:05:54.950	1:14.896	+0.954	24.844	31.822	18.230							

(72) Rudi Larsen

1	16:49:41.560	1:24.549	+10.101	28.913	36.241	19.395							
2	16:50:59.646	1:18.086	+3.638	24.946	34.153	18.987							
3	16:52:14.847	1:15.201	+0.753	24.456	32.182	18.563							
4	16:53:29.647	1:14.800	+0.352	24.362	32.117	18.321							
5	16:54:45.757	1:16.110	+1.662	24.308	32.767	19.035							
6	16:56:00.841	1:15.084	+0.636	24.393	32.095	18.596							
7	16:57:15.567	1:14.726	+0.278	24.179	32.167	18.380							
8	16:58:30.123	1:14.556	+0.108	24.092	32.182	18.282							
9	16:59:44.571	1:14.448		24.175	32.084	18.189							
10	17:00:59.442	1:14.871	+0.423	24.367	32.095	18.409							
11	17:02:14.409	1:14.967	+0.519	24.509	32.129	18.329							
12	17:03:28.924	1:14.515	+0.067	23.985	32.249	18.281							
13	17:04:44.047	1:15.123	+0.675	24.320	32.246	18.557							
14	17:05:59.087	1:15.040	+0.592	23.971	32.424	18.645							

(55) Lars Christensen

1	16:49:39.778	1:22.923	+6.813	28.112	35.566	19.245							
2	16:51:00.095	1:20.317	+4.207	25.871	34.833	19.613							
3	16:52:17.580	1:17.485	+1.375	24.876	33.779	18.830							
4	16:53:34.389	1:16.809	+0.699	24.772	33.359	18.678							
5	16:54:50.786	1:16.397	+0.287	24.424	33.350	18.623							
6	16:56:06.906	1:16.120	+0.010	24.735	32.687	18.698							
7	16:57:23.244	1:16.338	+0.228	24.646	33.272	18.420							
8	16:58:40.475	1:17.231	+1.121	24.908	33.635	18.688							
9	16:59:56.585	1:16.110		24.245	33.259	18.606							
10	17:01:13.114	1:16.529	+0.419	24.748	33.263	18.518							
11	17:02:32.637	1:19.523	+3.413	24.873	33.554	21.096							
12	17:03:51.028	1:18.391	+2.281	25.533	33.667	19.191							
13	17:05:08.110	1:17.082	+0.972	24.729	33.800	18.553							

(106) Jom Stovring

1	16:49:41.203	1:23.316	+4.391	28.055	36.015	19.246							
2	16:51:04.051	1:22.848	+3.923	27.660	36.006	19.182							
3	16:52:23.763	1:19.712	+0.787	25.137	35.017	19.558							
4	16:53:42.717	1:18.954	+0.029	24.756	34.640	19.558							
5	16:55:01.991	1:19.274	+0.349	25.114	34.771	19.389							
6	16:56:21.692	1:19.701	+0.776	25.318	35.347	19.036							
7	16:57:40.617	1:18.925		25.220	34.497	19.208							
8	16:59:01.689	1:21.072	+2.147	26.837	35.019	19.216							
9	17:00:21.316	1:19.627	+0.702	25.618	34.572	19.437							
10	17:01:45.356	1:24.040	+5.115	28.063	36.776	19.201							
11	17:03:06.213	1:20.857	+1.932	25.506	36.288	19.063							
12	17:04:29.827	1:23.614	+4.689	28.357	34.616	20.641							
13	17:05:49.560	1:19.733	+0.808	25.547	34.834	19.352							

(91) Patrick L. Jensen

1	16:49:34.663	1:19.588	+5.642	26.882	33.929	18.777							
2	16:50:51.007	1:16.344	+2.398	24.685	32.844	18.815							

These results are provisional, until the conclusion of any judicial and technical inquiries.

Hans-Jorn Sogaard Andersen
Clerk of the Course

Attila Boros
Chief Timekeeper

CHRONOMOTO
TIMING

Padborg Park Open

Yokohama 1600 Challenge

Padborg Park 2,150 km

Heat 2

2018.04.22. 14:30

Race (15:00 and 1 Laps)

POLE POSITION

1	1 35 Mirza Lovic	2 16 Mikkel Jorgensen Njor
2	3 98 Mike Steffen Hansen	4 20 Henrik Eilertsen
3	5 65 Anders Brodsgaard Siraarup	6 6 Jesper Gregersen
4	7 18 Steffen Larsen	8 5 Mathias Valentin Pedersen
5	9 94 Sebastian Ammitzbohl Hove	10 32 Kenneth Germann Thomsen
6	11 33 Jan Vestergaard	12 63 Lucas Sommerlund
7	13 23 Mikkel Thybo Lovendahl Gregersen	14 56 Jorn Vestergaard
8	15 27 Mark Backhausen	16 57 Marco Schumann
9	17 11 Lukas Ravn Staub	18 48 August Chr Hansen
10	19 31 Oliver Saksenborg Romer	20 29 Jimmy Bob Sogaard Jensen

Orbits

These results are provisional, until the conclusion of any judicial and technical inquiries.



Hans-Jorn Sogaard Andersen
Clerk of the Course



Attila Boros
Chief Timekeeper



CHRONOMOTO
TIMING

Padborg Park Open


Yokohama 1600 Challenge

Padborg Park 2,150 km

Heat 2

2018.04.22. 14:30

Race (15:00 and 1 Laps)



11 21
72 Rudi Larsen

22
55 Lars Christensen

12 23
106 Jørn Stovring

24
91 Patrick L. Jensen

Hans-Jørn Sogaard Andersen
Clerk of the Course

Attila Boros
Chief Timekeeper

Padborg Park Open

Sorted on Laps

Yokohama 1600 Challenge

Padborg Park 2,150 km

Heat 2 - Modified 2

2018.04.22. 14:30

Race (15:00 and 1 Laps) started at 14:38:35

Pos	No.	Name	Nat.	Car	Class	Laps	Total Tm	Diff	Gap	Best Tm
1	6	Jesper Gregersen	DNK		1600 Challeng	14	17:09.061			1:10.955
2	5	Mathias Valentin Pedersen	DNK	Suzuki Swift Sport	1600 Challeng	14	17:09.675	0.614	0.614	1:11.492
3	18	Steffen Larsen	DNK	VW Scirocco 1,4 tsi	1600 Challeng	14	17:10.043	0.982	0.368	1:11.192
4	65	Anders Brodsgaard Straarup	DNK	Honda CRX	1600 Challeng	14	17:24.985	15.924	14.942	1:12.252
5	35	Mirza Lovic	DNK	Suzuki Swift GTI	1600 Challeng	14	17:27.691	18.630	2.706	1:12.663
6	94	Sebastian Ammitzboll Hove	DNK	Peugeot 106 GTI	1600 Challeng	14	17:28.351	19.290	0.660	1:12.433
7	32	Kenneth Germann Thomsen	DNK	Honda CRX	1600 Challeng	14	17:32.058	22.997	3.707	1:12.469
8	63	Lucas Sommerlund	DNK	Peugeot 207	1600 Challeng	14	17:34.259	25.198	2.201	1:11.920
9	20	Henrik Eilertsen	DNK	Peugeot 207 Vti	1600 Challeng	14	17:37.164	28.103	2.905	1:12.376
10	33	Jan Vestergaard	DNK	Peugeot 208	1600 Challeng	14	17:38.143	29.082	0.979	1:12.348
11	16	Mikkel Jorgensen Njor	DNK	Suzuki Swift Sport	1600 Challeng	14	17:38.950	29.889	0.807	1:12.191
12	57	Marco Schumann	DNK	suzuki Swift sport	1600 Challeng	14	17:43.405	34.344	4.455	1:13.241
13	23	Mikkel Thybo Lovendahl Gregersen	DNK	Volkswagen Scirocco	1600 Challeng	14	17:43.897	34.836	0.492	1:13.525
14	98	Mike Steffen Hansen	DNK	Suzuki Swift sport	1600 Challeng	14	17:52.208	43.147	8.311	1:12.404
15	31	Oliver Saksenborg Romer	DNK	Peugeot 207	1600 Challeng	14	18:01.734	52.673	9.526	1:14.191
16	55	Lars Christensen	DNK	Peugeot 208	1600 Challeng	13	17:13.662	1 Lap	1 Lap	1:15.613
17	106	Jorn Stovring	DNK	Peugeot 106 Gti	1600 Challeng	13	17:21.367	1 Lap	7.705	1:16.702
18	72	Rudi Larsen	DNK	Fiat Fiat 500	1600 Challeng	13	17:22.169	1 Lap	0.802	1:16.670
19	11	Lukas Ravn Staub	DNK	Suzuki Swift Sport	1600 Challeng	13	17:33.172	1 Lap	11.003	1:13.588
20	29	Jimmy Bob Sogaard Jensen	DNK	Peugeot 106 Rally	1600 Challeng	13	17:34.588	1 Lap	1.416	1:13.735
Not classified (75% = 11 Laps)										
	48	August Chr Hansen	DNK	Suzuki Swift	1600 Challeng	8	11:38.245	6 Laps	5 Laps	1:15.525
	91	Patrick L. Jensen	DNK	Peugeot 106	1600 Challeng	6	8:23.026	8 Laps	2 Laps	1:14.540
DNS	27	Mark Backhausen	DNK	Peugeot 106 GTI	1600 Challeng			DNS		
DQ	56	Jorn Vestergaard	DNK	Suzuki Swift Sport	1600 Challeng	3	4:27.111	DQ		1:17.658

Announcements

- #56 - DQ - For driving backwards into the pit / DQ - entering the pit from wrong direction
- #63 Tranger #32 Svng 1 for malstreg - 1 strafbane konverteres til 3 sek. / pushing #32 - 1 penalty
- #18 + 4 pladser pa startgrid i Heat 1 til naes - ikke opfyldt specifikation ved personlig udrustning
- #56 + 4 pladser pa startgrid i Heat 1 til naes - ikke opfyldt specifikation ved personlig udrustning

Margin of Victory	Avg. Speed	Best Lap Tm	Best Speed	Best Lap by
0.614	105,300	1:10.955	109,083	6 - Jesper Gregersen

Orbits

These results are provisional, until the conclusion of any judicial and technical inquiries.



Hans-Jorn Sogaard Andersen
Clerk of the Course



Attila Boros
Chief Timekeeper



Padborg Park Open

Yokohama 1600 Challenge

Padborg Park 2,150 km

Heat 2

2018.04.22. 14:30

Race (15:00 and 1 Laps) started at 14:38:35

Lap	Time of Day	Lap Tm	Diff	S1 Tm	S2 Tm	S3 Tm	Lap	Time of Day	Lap Tm	Diff	S1 Tm	S2 Tm	S3 Tm
(6) Jesper Gregersen							9	14:49:54.240	1:13.745	+1.082	23.748	31.904	18.093
1	14:40:10.447	1:14.199	+3.244	24.175	31.866	18.158	10	14:51:07.713	1:13.473	+0.810	23.607	31.576	18.290
2	14:41:22.752	1:12.305	+1.350	24.118	30.534	17.653	11	14:52:22.265	1:14.552	+1.889	23.718	32.551	18.283
3	14:42:33.707	1:10.955		23.022	30.394	17.539	12	14:53:35.733	1:13.468	+0.805	23.644	31.602	18.222
4	14:43:45.126	1:11.419	+0.464	22.868	30.414	18.137	13	14:54:49.353	1:13.620	+0.957	23.747	31.676	18.197
5	14:44:56.874	1:11.748	+0.793	22.902	30.755	18.091	14	14:56:03.101	1:13.748	+1.085	23.957	31.649	18.142
6	14:46:08.780	1:11.906	+0.951	23.149	30.957	17.800	(94) Sebastian Ammitzbohl Hove						
7	14:47:20.846	1:12.066	+1.111	23.529	30.682	17.855	1	14:40:14.279	1:16.338	+3.905	25.699	32.571	18.068
8	14:48:33.615	1:12.769	+1.814	23.080	31.125	18.564	2	14:41:28.416	1:14.137	+1.704	24.018	32.030	18.089
9	14:49:45.700	1:12.085	+1.130	23.435	30.809	17.841	3	14:42:41.561	1:13.145	+0.712	24.016	31.389	17.740
10	14:50:57.359	1:11.659	+0.704	23.407	30.696	17.556	4	14:43:54.414	1:12.853	+0.420	23.859	31.204	17.790
11	14:52:08.889	1:11.530	+0.575	22.932	30.854	17.744	5	14:45:06.985	1:12.571	+0.138	23.720	31.024	17.827
12	14:53:20.995	1:12.106	+1.151	23.734	30.851	17.521	6	14:46:19.418	1:12.433		23.596	31.280	17.557
13	14:54:32.420	1:11.425	+0.470	23.398	30.688	17.339	7	14:47:32.099	1:12.681	+0.248	23.692	31.056	17.933
14	14:55:44.471	1:12.051	+1.096	22.905	31.498	17.648	8	14:48:44.884	1:12.785	+0.352	23.750	31.217	17.818
(5) Mathias Valentin Pedersen							9	14:49:57.648	1:12.764	+0.331	23.701	31.223	17.840
1	14:40:08.845	1:13.144	+1.652	24.195	31.099	17.850	10	14:51:10.683	1:13.035	+0.602	23.608	31.383	18.044
2	14:41:20.832	1:11.987	+0.495	23.204	30.905	17.878	11	14:52:23.678	1:12.995	+0.562	23.808	31.440	17.747
3	14:42:32.324	1:11.492		23.096	30.755	17.641	12	14:53:36.786	1:13.108	+0.675	23.827	31.520	17.761
4	14:43:44.687	1:12.363	+0.871	23.472	30.823	18.068	13	14:54:50.556	1:13.770	+1.337	23.908	32.035	17.827
5	14:44:56.627	1:11.940	+0.448	23.128	30.788	18.024	14	14:56:03.761	1:13.205	+0.772	23.928	31.380	17.897
6	14:46:08.398	1:11.771	+0.279	23.276	30.770	17.725	(32) Kenneth Germann Thomsen						
7	14:47:20.518	1:12.120	+0.628	23.700	30.668	17.752	1	14:40:13.703	1:16.099	+3.630	25.567	32.325	18.207
8	14:48:33.167	1:12.649	+1.157	23.216	31.206	18.227	2	14:41:27.791	1:14.088	+1.619	24.010	31.916	18.162
9	14:49:45.015	1:11.848	+0.356	23.129	30.790	17.929	3	14:42:42.716	1:14.925	+2.456	24.429	32.304	18.192
10	14:50:56.556	1:11.541	+0.049	23.329	30.630	17.582	4	14:43:56.559	1:13.843	+1.374	23.920	31.867	18.056
11	14:52:08.259	1:11.703	+0.211	23.028	30.818	17.857	5	14:45:09.876	1:13.317	+0.848	23.697	31.572	18.048
12	14:53:19.987	1:11.728	+0.236	23.254	30.822	17.652	6	14:46:23.142	1:13.266	+0.797	23.529	31.609	18.128
13	14:54:31.789	1:11.802	+0.310	23.563	30.741	17.498	7	14:47:36.391	1:13.249	+0.780	23.625	31.699	17.925
14	14:55:45.085	1:13.296	+1.804	23.098	32.527	17.671	8	14:48:49.450	1:13.059	+0.590	23.579	31.533	17.947
(18) Steffen Larsen							9	14:50:02.242	1:12.792	+0.323	23.490	31.127	18.175
1	14:40:10.851	1:14.229	+3.037	24.765	31.354	18.110	10	14:51:15.104	1:12.862	+0.393	23.481	31.372	18.009
2	14:41:24.011	1:13.160	+1.968	24.503	30.957	17.700	11	14:52:27.573	1:12.469		23.366	31.225	17.878
3	14:42:35.646	1:11.635	+0.443	23.143	30.823	17.669	12	14:53:40.159	1:12.586	+0.117	23.833	31.136	17.617
4	14:43:47.444	1:11.798	+0.606	23.309	30.862	17.627	13	14:54:52.933	1:12.774	+0.305	23.430	31.460	17.884
5	14:44:59.024	1:11.580	+0.388	23.152	30.831	17.597	14	14:56:07.468	1:14.535	+2.066	24.186	31.045	19.304
6	14:46:10.216	1:11.192		23.009	30.746	17.437	(63) Lucas Sommerlund						
7	14:47:21.742	1:11.526	+0.334	23.273	30.709	17.544	1	14:40:15.948	1:17.653	+5.733	26.395	32.541	18.717
8	14:48:33.494	1:11.752	+0.560	22.999	30.962	17.791	2	14:41:29.970	1:14.022	+2.102	23.680	31.911	18.431
9	14:49:45.110	1:11.616	+0.424	23.370	30.481	17.765	3	14:42:44.556	1:14.586	+2.666	23.770	32.272	18.544
10	14:50:56.865	1:11.755	+0.563	23.671	30.671	17.413	4	14:43:58.180	1:13.624	+1.704	23.347	32.144	18.133
11	14:52:08.458	1:11.593	+0.401	23.145	30.500	17.948	5	14:45:10.664	1:12.484	+0.564	23.337	31.209	17.938
12	14:53:20.362	1:11.904	+0.712	23.516	31.004	17.384	6	14:46:23.922	1:13.258	+1.338	23.054	32.258	17.946
13	14:54:33.051	1:12.689	+1.497	23.445	31.632	17.612	7	14:47:37.057	1:13.135	+1.215	23.102	32.178	17.855
14	14:55:45.453	1:12.402	+1.210	23.120	31.334	17.948	8	14:48:49.914	1:12.857	+0.937	23.206	31.743	17.908
(65) Anders Brodsgaard Straarup							9	14:50:03.646	1:13.732	+1.812	23.711	31.574	18.447
1	14:40:11.626	1:14.377	+2.125	24.669	31.684	18.024	10	14:51:16.126	1:12.480	+0.560	23.454	31.205	17.821
2	14:41:26.696	1:15.070	+2.818	24.311	32.699	18.060	11	14:52:28.046	1:11.920		23.046	31.000	17.874
3	14:42:39.795	1:13.099	+0.847	23.875	31.393	17.831	12	14:53:40.713	1:12.667	+0.747	23.571	31.356	17.740
4	14:43:52.568	1:12.773	+0.521	23.374	31.507	17.892	13	14:54:53.453	1:12.740	+0.820	23.060	31.738	17.942
5	14:45:04.839	1:12.271	+0.019	23.308	31.179	17.784	14	14:56:06.669	1:13.216	+1.296	23.932	31.141	18.143
6	14:46:17.091	1:12.252		23.341	31.117	17.794	(20) Henrik Eilertsen						
7	14:47:29.769	1:12.678	+0.426	23.384	31.282	18.012	1	14:40:23.492	1:28.001	+15.625	34.580	34.699	18.722
8	14:48:42.293	1:12.524	+0.272	23.388	31.327	17.809	2	14:41:37.503	1:14.011	+1.635	24.251	31.650	18.110
9	14:49:55.665	1:13.372	+1.120	23.665	31.455	18.252	3	14:42:50.224	1:12.721	+0.345	23.613	31.114	17.994
10	14:51:08.357	1:12.692	+0.440	23.401	31.218	18.073	4	14:44:05.828	1:15.604	+3.228	24.677	32.159	18.768
11	14:52:21.428	1:13.071	+0.819	23.349	31.798	17.924	5	14:45:18.775	1:12.947	+0.571	24.093	31.054	17.800
12	14:53:33.746	1:12.318	+0.066	23.413	31.227	17.678	6	14:46:31.434	1:12.659	+0.283	23.706	31.300	17.653
13	14:54:46.701	1:12.955	+0.703	23.332	31.574	18.049	7	14:47:44.357	1:12.923	+0.547	23.695	31.349	17.879
14	14:56:00.395	1:13.694	+1.442	23.768	31.720	18.206	8	14:48:56.757	1:12.400	+0.024	23.402	31.122	17.876
(35) Mirza Lovic							9	14:50:09.285	1:12.528	+0.152	23.518	31.208	17.802
1	14:40:09.574	1:14.990	+2.327	24.567	32.274	18.149	10	14:51:21.953	1:12.668	+0.292	23.434	31.223	18.011
2	14:41:23.050	1:13.476	+0.813	23.848	31.300	18.328	11	14:52:34.329	1:12.376		23.396	31.166	17.814
3	14:42:36.059	1:13.009	+0.346	23.404	31.282	18.323	12	14:53:46.774	1:12.445	+0.069	23.393	31.223	17.829
4	14:43:48.849	1:12.790	+0.127	23.559	31.302	17.929	13	14:54:59.931	1:13.157	+0.781	24.142	31.184	17.831
5	14:45:01.543	1:12.694	+0.031	23.367	31.248	18.079	14	14:56:12.574	1:12.643	+0.267	23.491	31.244	17.908
6	14:46:14.206	1:12.663		23.382	31.341	17.940	(33) Jan Vesterqaard						
7	14:47:27.354	1:13.148	+0.485	23.601	31.329	18.218	1	14:40:16.245	1:18.043	+5.695	27.185	32.379	18.479
8	14:48:40.495	1:13.141											

Padborg Park Open

Yokohama 1600 Challenge

Padborg Park 2,150 km

Heat 2

2018.04.22. 14:30

Race (15:00 and 1 Laps) started at 14:38:35

Lap	Time of Day	Lap Tm	Diff	S1 Tm	S2 Tm	S3 Tm	Lap	Time of Day	Lap Tm	Diff	S1 Tm	S2 Tm	S3 Tm
3	14:42:44.925	1:14.558	+2.210	23.832	32.234	18.492	13	14:55:15.214	1:12.609	+0.205	23.576	31.246	17.787
4	14:43:58.883	1:13.958	+1.610	23.533	31.981	18.444	14	14:56:27.618	1:12.404	23.449	31.275	31.275	17.680
5	14:45:12.651	1:13.768	+1.420	24.087	31.642	18.039	(31) Oliver Saksenborg Romer						
6	14:46:25.950	1:13.299	+0.951	23.638	31.760	17.901	1	14:40:20.191	1:19.474	+5.283	27.199	33.432	18.843
7	14:47:39.246	1:13.296	+0.948	23.671	31.472	18.153	2	14:41:38.099	1:17.908	+3.717	24.980	33.845	19.083
8	14:48:52.772	1:13.526	+1.178	23.887	31.488	18.151	3	14:42:52.382	1:14.283	+0.092	23.998	32.012	18.273
9	14:50:05.937	1:13.165	+0.817	23.642	31.549	17.974	4	14:44:06.573	1:14.191	23.868	31.816	31.816	18.507
10	14:51:19.140	1:13.203	+0.855	23.667	31.489	18.047	5	14:45:21.237	1:14.664	+0.473	25.136	31.296	18.232
11	14:52:33.237	1:14.097	+1.749	23.936	31.637	18.524	6	14:46:36.936	1:15.699	+1.508	25.508	31.776	18.415
12	14:53:47.205	1:13.968	+1.620	23.915	31.577	18.476	7	14:47:51.507	1:14.571	+0.380	24.073	31.903	18.595
13	14:55:01.205	1:14.000	+1.652	24.706	31.340	17.954	8	14:49:06.547	1:15.040	+0.849	24.186	32.157	18.697
14	14:56:13.553	1:12.348	23.419	31.119	17.810		9	14:50:21.314	1:14.767	+0.576	24.153	31.830	18.784
(16) Mikkel Jorgensen Njor							10	14:51:35.773	1:14.459	+0.268	24.183	31.771	18.505
1	14:40:10.348	1:15.198	+3.007	24.627	32.265	18.306	11	14:52:51.594	1:15.821	+1.630	24.126	33.158	18.537
2	14:41:26.661	1:16.313	+4.122	25.417	32.428	18.468	12	14:54:06.562	1:14.968	+0.777	24.226	32.147	18.595
3	14:42:40.314	1:13.653	+1.462	24.572	31.185	17.896	13	14:55:21.256	1:14.694	+0.503	24.145	31.947	18.602
4	14:44:02.948	1:22.634	+10.443	23.526	40.999	18.109	14	14:56:37.144	1:15.888	+1.697	24.350	32.499	19.039
5	14:45:15.674	1:12.726	+0.535	23.655	31.297	17.774	(55) Lars Christensen						
6	14:46:28.319	1:12.645	+0.454	23.536	31.045	18.064	1	14:40:24.003	1:22.611	+6.998	27.897	35.235	19.479
7	14:47:41.458	1:13.139	+0.948	24.224	31.046	17.869	2	14:41:40.965	1:16.962	+1.349	25.562	32.961	18.439
8	14:48:54.107	1:12.649	+0.458	23.434	31.161	18.054	3	14:42:57.055	1:16.090	+0.477	24.592	32.946	18.552
9	14:50:07.543	1:13.436	+1.245	23.385	32.005	18.046	4	14:44:13.142	1:16.087	+0.474	24.695	33.091	18.301
10	14:51:19.734	1:12.191	23.340	30.837	18.014	4	14:45:30.318	1:17.176	+1.563	24.277	32.500	20.399	
11	14:52:32.971	1:13.237	+1.046	23.715	31.431	18.091	6	14:46:46.739	1:16.421	+0.808	24.673	33.587	18.161
12	14:53:46.963	1:13.992	+1.801	23.673	31.578	18.741	7	14:48:02.352	1:15.613	24.783	32.520	18.310	
13	14:55:01.651	1:14.688	+2.497	25.263	31.291	18.134	8	14:49:19.128	1:16.776	+1.163	24.460	33.887	18.429
14	14:56:14.360	1:12.709	+0.518	23.546	31.154	18.009	9	14:50:35.328	1:16.200	+0.587	24.711	32.882	18.607
(57) Marco Schumann							10	14:51:52.124	1:16.796	+1.183	24.758	33.499	18.539
1	14:40:15.132	1:16.519	+3.278	25.671	32.415	18.433	11	14:53:09.390	1:17.266	+1.653	24.755	33.447	19.064
2	14:41:29.624	1:14.492	+1.251	24.117	31.824	18.551	12	14:54:27.325	1:17.935	+2.322	25.390	33.783	18.762
3	14:42:44.040	1:14.416	+1.175	23.941	32.162	18.313	13	14:55:49.072	1:21.747	+6.134	25.288	37.735	18.724
4	14:43:58.582	1:14.542	+1.301	23.716	31.944	18.882	(106) Jom Stovring						
5	14:45:12.325	1:13.743	+0.502	24.116	31.588	18.039	1	14:40:22.988	1:21.557	+4.855	27.261	35.289	19.007
6	14:46:26.658	1:14.333	+1.092	23.746	32.362	18.225	2	14:41:41.742	1:18.754	+2.052	25.583	33.435	19.736
7	14:47:40.280	1:13.622	+0.381	24.022	31.473	18.127	3	14:42:59.168	1:17.426	+0.724	24.429	33.987	19.010
8	14:48:53.521	1:13.241	23.657	31.527	18.057	3	14:44:15.870	1:16.702	24.860	32.998	18.844		
9	14:50:07.939	1:14.418	+1.177	23.700	32.135	18.583	4	14:45:33.937	1:18.067	+1.365	25.122	34.182	18.763
10	14:51:22.495	1:14.556	+1.315	23.909	31.920	18.727	5	14:46:50.982	1:17.045	+0.343	24.776	33.292	18.977
11	14:52:36.425	1:13.930	+0.689	23.763	31.857	18.310	6	14:48:08.121	1:17.139	+0.437	24.726	33.705	18.708
12	14:53:50.220	1:13.795	+0.554	23.865	31.786	18.144	7	14:49:26.620	1:18.499	+1.797	25.232	34.227	19.040
13	14:55:04.520	1:14.300	+1.059	23.969	31.912	18.419	8	14:50:44.147	1:17.527	+0.825	25.133	33.593	18.801
14	14:56:18.815	1:14.295	+1.054	24.260	31.740	18.295	9	14:52:01.849	1:17.702	+1.000	25.035	33.800	18.867
(23) Mikkel Thybo Lovendahl Gregersen							10	14:53:18.744	1:16.895	+0.193	24.592	33.410	18.893
1	14:40:17.383	1:18.335	+4.810	26.585	32.997	18.753	11	14:54:39.103	1:20.359	+3.657	27.137	34.038	19.184
2	14:41:31.615	1:14.232	+0.707	23.855	31.833	18.544	12	14:55:56.777	1:17.674	+0.972	25.188	33.847	18.639
3	14:42:46.062	1:14.447	+0.922	23.894	32.190	18.363	(72) Rudi Larsen						
4	14:44:00.143	1:14.081	+0.556	23.978	31.785	18.318	1	14:40:24.937	1:22.175	+5.505	27.681	34.666	19.828
5	14:45:13.733	1:13.590	+0.065	23.881	31.520	18.189	2	14:41:42.358	1:17.421	+0.751	25.363	32.958	19.100
6	14:46:27.997	1:14.264	+0.739	23.620	32.360	18.284	3	14:42:59.520	1:17.162	+0.492	25.250	32.750	19.162
7	14:47:42.938	1:14.941	+1.416	24.587	32.045	18.309	4	14:44:16.190	1:16.670	25.265	32.472	18.933	
8	14:48:57.075	1:14.137	+0.612	23.742	31.877	18.518	5	14:45:34.142	1:17.952	+1.282	25.727	33.507	18.718
9	14:50:10.600	1:13.525	23.678	31.655	18.192	5	14:46:51.288	1:17.146	+0.476	25.232	32.771	19.143	
10	14:51:24.159	1:13.559	+0.034	23.643	31.630	18.286	6	14:48:08.492	1:17.204	+0.534	24.854	33.355	18.995
11	14:52:37.780	1:13.621	+0.096	23.676	31.722	18.223	7	14:49:27.096	1:18.604	+1.934	25.219	34.256	19.129
12	14:53:51.422	1:13.642	+0.117	23.835	31.697	18.110	8	14:50:44.566	1:17.470	+0.800	25.143	33.294	19.033
13	14:55:05.141	1:13.719	+0.194	23.724	31.704	18.291	9	14:52:02.226	1:17.660	+0.990	24.905	33.763	18.992
14	14:56:19.307	1:14.166	+0.641	23.960	31.982	18.224	10	14:53:19.115	1:16.889	+0.219	24.903	32.821	19.165
(98) Mike Steffen Hansen							11	14:54:39.508	1:20.393	+3.723	27.016	34.237	19.140
1	14:40:37.064	1:41.730	+29.326	50.830	32.655	18.245	12	14:55:57.579	1:18.071	+1.401	25.307	33.685	19.079
2	14:41:50.862	1:13.798	+1.394	23.930	31.775	18.093	(11) Lukas Ravn Staub						
3	14:43:03.957	1:13.095	+0.691	23.633	31.535	17.927	1	14:40:19.130	1:19.059	+5.471	27.026	32.991	19.042
4	14:44:17.148	1:13.191	+0.787	24.151	31.379	17.661	2	14:41:35.146	1:16.016	+2.428	25.010	32.448	18.558
5	14:45:31.231	1:14.083	+1.679	24.132	32.112	17.839	3	14:42:49.617	1:14.471	+0.883	24.013	31.683	18.775
6	14:46:45.553	1:14.322	+1.918	23.949	32.636	17.737	4	14:44:21.156	1:31.539	+17.951	24.088	31.914	
7	14:47:58.611	1:13.058	+0.654	23.535	31.761	17.762	p5	14:46:09.238	1:48.082	+34.494	31.972	19.164	
8	14:49:11.498	1:12.887	+0.483	23.609	31.433	17.845	6	14:47:24.593	1:15.355	+1.767	25.355	31.852	18.148
9	14:50:24.017	1:12.519	+0.115	23.574	31.241	17.704	7	14:48:39.481	1:14.888	+1.300	24.741	32.039	18.108
10	14:51:36.556	1:12.539	+0.135	23.485	31.293	17.761	8	14:49:56.088	1:16.607				

Padborg Park Open

Yokohama 1600 Challenge

Padborg Park 2,150 km

Heat 2

2018.04.22. 14:30

Race (15:00 and 1 Laps) started at 14:38:35

Lap	Time of Day	Lap Tm	Diff	S1 Tm	S2 Tm	S3 Tm	Lap	Time of Day	Lap Tm	Diff	S1 Tm	S2 Tm	S3 Tm
10	14:52:25.742	1:15.758	+2.170	25.308	32.142	18.308							
11	14:53:39.330	1:13.588		23.778	31.778	18.032							
12	14:54:54.736	1:15.406	+1.818	25.330	31.911	18.165							
13	14:56:08.582	1:13.846	+0.258	23.769	31.967	18.110							

(29) Jimmy Bob Sogaard Jensen

1	14:40:17.940	1:18.428	+4.693	26.397	33.109	18.922
p2	14:41:58.945	1:41.005	+27.270	25.081	37.344	
3	14:43:38.526	1:39.581	+25.846		32.895	18.490
4	14:44:53.005	1:14.479	+0.744	24.094	32.012	18.373
5	14:46:08.006	1:15.001	+1.266	24.156	31.981	18.864
6	14:47:24.163	1:16.157	+2.422	25.855	32.069	18.233
7	14:48:40.812	1:16.649	+2.914	25.281	32.317	19.051
8	14:49:56.631	1:15.819	+2.084	24.537	32.793	18.489
9	14:51:11.628	1:14.997	+1.262	23.899	32.912	18.186
10	14:52:27.292	1:15.664	+1.929	24.345	32.701	18.618
11	14:53:42.252	1:14.960	+1.225	25.307	31.690	17.963
12	14:54:56.263	1:14.011	+0.276	24.028	31.906	18.077
13	14:56:09.998	1:13.735		23.789	31.821	18.125

(48) August Chr Hansen

1	14:40:18.027	1:18.323	+2.798	27.125	32.865	18.333
2	14:41:34.069	1:16.042	+0.517	25.216	32.491	18.335
3	14:42:49.594	1:15.525		24.596	32.664	18.265
4	14:44:05.755	1:16.161	+0.636	25.135	32.665	18.361
5	14:45:22.084	1:16.329	+0.804	26.258	31.989	18.082
6	14:46:37.709	1:15.625	+0.100	24.906	32.673	18.046
7	14:48:04.127	1:26.418	+10.893	24.230	41.717	20.471
p8	14:50:13.655	2:09.528	+54.003	38.940	44.353	

(91) Patrick L. Jensen

1	14:40:19.055	1:18.890	+4.350	27.168	33.179	18.543
2	14:41:35.960	1:16.905	+2.365	25.501	32.823	18.581
3	14:42:50.500	1:14.540		24.189	31.902	18.449
4	14:44:06.235	1:15.735	+1.195	24.775	32.281	18.679
5	14:45:20.928	1:14.693	+0.153	24.594	31.752	18.347
p6	14:46:58.436	1:37.508	+22.968	25.344	34.475	

(56) Jorn Vestergaard

1	14:40:24.409	1:17.658		25.720	32.925	19.013
2	14:41:42.096	1:17.687	+0.029	25.468	32.872	19.347
3	14:43:02.521	1:20.425	+2.767	24.339	32.369	23.717

Padborg Park Open

Sorted on Best Lap time

F4 Renault / Formel 5

Padborg Park 2,150 km

Starting List

2018.04.21.

Pos	No.	Name	Driver Lic.	Nat.	Club Name	ClubCode	Car	Class
1	4	Casper T. Hansen	61002	DNK	Automobil Sports Klubben Hedeland	ASKH-001	Mygale M14-F4	Formel 4
2	5	Casper Pilgaard	33802	DNK	Aarhus Automobil Sport	AAS-027	Mygale M14 - F4	Formel 4
3	6	Brad Dias	4C18IRC004	DNK			Renualt Formel 4	Formel 4
4	7	Frederik Knarenborg	37460	DNK			Mygale Renault	Formel 4
5	8	Malthe Jakobsen	31578	DNK	Thy Motor Sport	TMS-081	Mygale M14-F4	Formel 4
6	11	Rask Ingemann Lambertson	87239	DNK	Automobil Sports Klubben Hedeland	ASKH-001	Mygale SJ08 F5	Formel 5
7	14	Aske Nygaard Bramming	57989	DNK	Bornenes Gokart Klub	BGK-024	Mygale M14-F4	Formel 4
8	16	Martin Harritz Nielsen	61193	DNK	Aarhus Automobil Sport	AAS-027	Mygale SJ07 F5	Formel 5
9	25	Lucas Daugaard	51601	DNK	Aarhus Automobil Sport	AAS-027	Ray GR07	Formel 5
10	39	Line Sonderskov	41485	DNK	Aarhus Automobil Sport	AAS-027	Ray GR08	Formel 5
11	43	Mikkel Grundtvig	61640	DNK	Aarhus Automobil Sport	AAS-027	Mygale M14-F4	Formel 4
12	47	Mads Hoe	36777	DNK	Aarhus Automobil Sport	AAS-027	Mygale F5	Formel 5
13	67	Jonas Lindhard Nielsen	41571	DNK	Aarhus Automobil Sport	AAS-027	Mygale Formel 4	Formel 4
14	85	Valdemar Eriksen	67328	DNK	Aarhus Automobil Sport	AAS-027	Mygale F4	Formel 4
15	94	Jesper Nyvang Pedersen	51123	DNK	Aarhus Automobil Sport	AAS-027	MyGale SJ07 F5	Formel 5

Orbits

These results are provisional, until the conclusion of any judicial and technical inquiries.



Hans-Jorn Sogaard Andersen
Clerk of the Course



Attila Boros
Chief Timekeeper



CHRONOMOTO
TIMING

Padborg Park Open

Sorted on Best Lap time

F4 Renault / Formel 5

Padborg Park 2,150 km

Free Practice

2018.04.21. 08:00

Practice (20:00 Time) started at 8:01:52

Pos	No.	Name	Nat.	Car	Class	Laps	Best Tm	Diff	Gap	In Lap
1	85	Valdemar Eriksen	DNK	Mygale F4	Formel 4	16	59.529			16
2	14	Aske Nygaard Bramming	DNK	Mygale M14-F4	Formel 4	15	59.601	0.072	0.072	14
3	4	Casper T. Hansen	DNK	Mygale M14-F4	Formel 4	16	59.626	0.097	0.025	15
4	5	Casper Pilgaard	DNK	Mygale M14 - F4	Formel 4	16	59.973	0.444	0.347	15
5	67	Jonas Lindhard Nielsen	DNK	Mygale Formel 4	Formel 4	13	1:00.066	0.537	0.093	13
6	43	Mikkel Grundtvig	DNK	Mygale M14-F4	Formel 4	16	1:00.213	0.684	0.147	14
7	6	Brad Dias	DNK	Renault Formel 4	Formel 4	15	1:00.219	0.690	0.006	15
8	8	Malthe Jakobsen	DNK	Mygale M14-F4	Formel 4	15	1:00.536	1.007	0.317	14
9	7	Frederik Knarenborg	DNK	Mygale Renault	Formel 4	2	1:05.789	6.260	5.253	2
10	39	Line Sonderskov	DNK	Ray GR08	Formel 5	15	1:07.026	7.497	1.237	14
11	25	Lucas Daugaard	DNK	Ray GR07	Formel 5	4	1:18.859	19.330	11.833	4

Not classified

DNS	47	Mads Hoe	DNK	Mygale F5	Formel 5					0
DNS	16	Martin Harritz Nielsen	DNK	Mygale SJ07 F5	Formel 5					0
DNS	94	Jesper Nyvang Pedersen	DNK	MyGale SJ07 F5	Formel 5					0

Padborg Park Open

F4 Renault / Formel 5

Padborg Park 2,150 km

Free Practice

2018.04.21. 08:00

Practice (20:00 Time) started at 8:01:52

Lap	Time of Day	Lap Tm	Diff	S1 Tm	S2 Tm	S3 Tm	Lap	Time of Day	Lap Tm	Diff	S1 Tm	S2 Tm	S3 Tm
(85) Valdemar Eriksen							2	8:07:31.012	1:06.532	+6.466	21.471	28.706	16.355
1	8:03:27.031	1:14.726	+15.197	24.832	32.526	17.368	3	8:08:37.280	1:06.268	+6.202	21.996	27.810	16.462
2	8:04:36.776	1:09.745	+10.216	23.908	29.076	16.761	4	8:09:40.762	1:03.482	+3.416	20.460	27.033	15.989
3	8:05:41.434	1:04.658	+5.129	20.886	27.722	16.050	p5	8:11:08.695	1:27.933	+27.867	20.191	26.693	
4	8:06:44.757	1:03.323	+3.794	20.328	27.144	15.851	6	8:14:24.493	3:15.798	+2:15.732	47.222	25.776	
5	8:07:47.232	1:02.475	+2.946	20.080	26.917	15.478	7	8:15:51.446	1:26.953	+26.887	29.198	38.409	19.346
6	8:08:50.544	1:03.312	+3.783	19.822	27.813	15.677	8	8:16:54.404	1:02.958	+2.892	20.181	27.047	15.730
7	8:09:51.902	1:01.358	+1.829	19.758	26.188	15.412	9	8:17:56.274	1:01.870	+1.804	19.866	26.487	15.517
p8	8:11:25.325	1:33.423	+33.894	19.521	26.769		10	8:18:57.253	1:00.979	+0.913	19.576	26.072	15.331
9	8:14:27.929	3:02.604	+2:03.075	30.618	23.322		11	8:19:57.832	1:00.579	+0.513	19.470	25.979	15.130
10	8:15:52.685	1:24.756	+25.227	29.792	37.649	17.315	12	8:20:58.179	1:00.347	+0.281	19.386	25.857	15.104
11	8:16:54.115	1:01.430	+1.901	19.758	26.519	15.153	13	8:21:58.245	1:00.066		19.456	25.638	14.972
12	8:17:54.663	1:00.548	+1.019	19.603	25.755	15.190	(43) Mikkel Grundtvig						
13	8:18:55.430	1:00.767	+1.238	19.908	25.818	15.041	1	8:03:11.243	1:14.110	+13.897	24.675	32.113	17.322
14	8:19:55.272	59.842	+0.313	19.390	25.585	14.867	2	8:04:18.951	1:07.708	+7.495	21.787	29.218	16.703
15	8:20:55.062	59.790	+0.261	19.218	25.453	15.119	3	8:05:24.701	1:05.750	+5.537	20.701	27.946	17.103
16	8:21:54.591	59.529		19.292	25.391	14.846	4	8:06:29.446	1:04.745	+4.532	20.726	27.519	16.500
(14) Aske Nygaard Bramming							5	8:07:33.926	1:04.480	+4.267	19.909	28.544	16.027
1	8:04:07.165	1:57.995	+58.394	37.819	47.056	33.120	6	8:08:37.864	1:03.938	+3.725	20.535	27.058	16.345
2	8:05:46.243	1:39.078	+39.477	36.666	38.943	23.469	7	8:09:40.533	1:02.669	+2.456	20.081	27.038	15.550
3	8:07:01.633	1:15.390	+15.789	24.775	33.335	17.280	p8	8:11:06.822	1:26.289	+26.076	19.719	26.192	
4	8:08:07.278	1:05.645	+6.044	21.272	27.863	16.510	9	8:15:07.897	4:01.075	+3:00.862	31.313	16.592	
5	8:09:10.963	1:03.685	+4.084	20.361	27.271	16.053	10	8:16:19.498	1:11.601	+11.388	23.761	31.021	16.819
6	8:10:12.879	1:01.916	+2.315	19.792	26.199	15.925	11	8:17:21.084	1:01.586	+1.373	19.933	26.298	15.355
p7	8:11:37.580	1:24.701	+25.100	19.576	26.411		12	8:18:22.132	1:01.048	+0.835	19.509	26.000	15.539
8	8:14:27.281	2:49.701	+1:50.100	31.339	23.699		13	8:19:25.021	1:02.889	+2.676	21.534	26.188	15.167
9	8:15:57.014	1:29.733	+30.132	29.708	37.647	22.378	14	8:20:25.234	1:00.213		19.457	25.726	15.030
10	8:17:04.588	1:07.574	+7.973	22.679	29.309	15.586	15	8:21:25.468	1:00.234	+0.021	19.484	25.711	15.039
11	8:18:05.276	1:00.688	+1.087	19.471	25.707	15.510	p16	8:22:41.865	1:16.397	+16.184	19.316	25.769	
12	8:19:05.511	1:00.235	+0.634	19.251	25.705	15.279	(6) Brad Dias						
13	8:20:05.369	59.858	+0.257	19.284	25.527	15.047	1	8:03:59.660	1:18.343	+18.124	25.886	33.876	18.581
14	8:21:04.970	59.601		19.066	25.407	15.128	2	8:05:14.422	1:14.762	+14.543	23.264	32.984	18.514
15	8:22:04.846	59.876	+0.275	19.092	25.712	15.072	3	8:06:25.606	1:11.184	+10.965	23.526	30.395	17.263
(4) Casper T. Hansen							4	8:07:33.392	1:07.786	+7.567	21.488	30.353	15.945
1	8:03:13.139	1:11.340	+11.714	23.742	30.523	17.075	5	8:08:39.252	1:05.860	+5.641	20.811	28.480	16.569
2	8:04:19.465	1:06.326	+6.700	21.366	28.200	16.760	6	8:09:43.038	1:03.786	+3.567	20.837	27.104	15.845
3	8:05:24.293	1:04.828	+5.202	20.700	27.836	16.292	p7	8:11:21.955	1:38.917	+38.698	20.003	26.971	
4	8:06:28.054	1:03.761	+4.135	20.375	27.313	16.073	8	8:15:10.614	3:48.659	+2:48.440	31.457	17.694	
5	8:07:31.719	1:03.665	+4.039	19.942	27.780	15.943	9	8:16:21.114	1:10.500	+10.281	22.480	31.011	17.009
6	8:08:36.867	1:05.148	+5.522	21.541	27.670	15.937	10	8:17:22.923	1:01.809	+1.590	19.984	26.374	15.451
p7	8:09:49.818	1:12.951	+13.325	19.668	26.334		11	8:18:23.773	1:00.850	+0.631	19.630	25.988	15.232
p8	8:11:34.863	1:45.045	+45.419	26.613			12	8:19:29.871	1:06.098	+5.879	20.766	29.533	15.799
9	8:14:26.518	2:51.655	+1:52.029	36.135	24.042		13	8:20:30.546	1:00.675	+0.456	19.587	26.079	15.009
10	8:15:54.215	1:27.697	+28.071	29.698	37.514	20.485	14	8:21:30.832	1:00.286	+0.067	19.469	25.844	14.973
11	8:17:01.489	1:07.274	+7.648	24.904	26.490	15.880	15	8:22:31.051	1:00.219		19.285	25.938	14.996
12	8:18:02.455	1:00.966	+1.340	19.459	25.981	15.526	(8) Malthe Jakobsen						
13	8:19:02.800	1:00.345	+0.719	19.263	25.712	15.370	1	8:03:47.584	1:33.263	+32.727	31.231	40.688	21.344
14	8:20:02.500	59.700	+0.074	19.032	25.579	15.089	2	8:05:10.878	1:23.294	+22.758	28.305	35.127	19.862
15	8:21:02.126	59.626		19.131	25.447	15.048	3	8:06:30.836	1:19.958	+19.422	25.718	33.773	20.467
16	8:22:02.880	1:00.754	+1.128	19.152	26.662	14.940	4	8:07:43.679	1:12.843	+12.307	22.602	31.657	18.584
(5) Casper Pilgaard							5	8:08:51.270	1:07.591	+7.055	21.518	29.407	16.666
1	8:03:39.413	1:23.399	+23.426	35.149	31.566	16.684	6	8:09:55.509	1:04.239	+3.703	20.623	27.337	16.279
2	8:04:47.710	1:08.297	+8.324	21.006	30.973	16.318	p7	8:11:28.086	1:32.577	+32.041	20.511	27.406	
3	8:05:52.731	1:05.021	+5.048	20.438	28.410	16.173	8	8:14:53.838	3:25.752	+2:25.216	34.716	19.629	
4	8:06:56.280	1:03.549	+3.576	20.763	27.148	15.638	9	8:16:03.722	1:09.884	+9.348	22.348	29.941	17.595
5	8:07:58.376	1:02.096	+2.123	19.826	26.592	15.678	10	8:17:07.968	1:04.246	+3.710	21.401	27.155	15.690
6	8:09:00.076	1:01.700	+1.727	19.688	26.332	15.680	11	8:18:10.444	1:02.476	+1.940	19.928	26.898	15.650
7	8:10:01.616	1:01.540	+1.567	19.528	26.170	15.842	12	8:19:12.282	1:01.838	+1.302	19.964	26.443	15.431
p8	8:11:29.742	1:28.126	+28.153	19.478	29.352		13	8:20:13.479	1:01.197	+0.661	19.676	26.266	15.255
9	8:14:25.288	2:55.546	+1:55.573	46.758	24.143		14	8:21:14.015	1:00.536		19.550	25.904	15.082
10	8:15:51.742	1:26.454	+26.481	29.930	37.501	19.023	15	8:22:14.724	1:00.709	+0.173	19.612	25.920	15.177
11	8:16:53.152	1:01.410	+1.437	20.007	26.276	15.127	(7) Frederik Knarenborg						
12	8:17:53.717	1:00.565	+0.592	19.345	25.911	15.309	1	8:07:42.195	1:07.961	+2.172	22.489	28.867	16.605
13	8:18:55.974	1:02.257	+2.284	21.077	26.010	15.170	2	8:08:47.984	1:05.789		21.583	28.068	16.138
14	8:19:56.072	1:00.098	+0.125	19.324	25.777	14.997	(39) Line Sønderskov						
15	8:20:56.045	59.973		19.164	25.727	15.082	1	8:03:21.502	1:27.150	+20.124	28.833	38.063	20.254
p16	8:22:07.268	1:11.223	+11.250	19.239	25.619		2	8:04:38.057	1:16.555	+9.529	24.257	33.677	18.621
(67) Jonas Lindhard Nielsen							3	8:05:51.269	1:13.212	+6.186	23.879	31.306	18.027
1	8:06:24.480	1:10.702	+10.636	23.130	30.437	17.135	4	8:07:03.065	1:11.796	+4.770	23.327	31.143	17.326

These results are provisional, until the conclusion of any judicial and technical inquiries.

H

Padborg Park Open

F4 Renault / Formel 5

Padborg Park 2,150 km

Free Practice

2018.04.21. 08:00

Practice (20:00 Time) started at 8:01:52

Lap	Time of Day	Lap Tm	Diff	S1 Tm	S2 Tm	S3 Tm	Lap	Time of Day	Lap Tm	Diff	S1 Tm	S2 Tm	S3 Tm
5	8:08:12.524	1:09.459	+2.433	22.500	30.007	16.952							
6	8:09:21.511	1:08.987	+1.961	22.105	29.903	16.979							
7	8:10:30.202	1:08.691	+1.665	21.906	29.683	17.102							
p8	8:12:58.395	2:28.193	+1:21.167	33.194	58.446								
9	8:16:02.124	3:03.729	+1:56.703		36.178	20.098							
10	8:17:13.436	1:11.312	+4.286	23.213	30.772	17.327							
11	8:18:21.702	1:08.266	+1.240	21.946	29.340	16.980							
12	8:19:30.810	1:09.108	+2.082	21.991	30.144	16.973							
13	8:20:38.373	1:07.563	+0.537	21.800	29.056	16.707							
14	8:21:45.399	1:07.026		21.424	28.867	16.735							
p15	8:23:14.176	1:28.777	+21.751	21.517	28.859								

(25) Lucas Daugaard

1	8:03:30.191	1:28.964	+10.105	28.931	39.004	21.029
2	8:04:51.991	1:21.800	+2.941	26.218	35.816	19.766
3	8:06:11.034	1:19.043	+0.184	24.661	34.639	19.743
4	8:07:29.893	1:18.859		24.515	33.990	20.354

Padborg Park Open

Sorted on Best Lap time

F4 Renault / Formel 5

Padborg Park 2,150 km

Timed Practice

2018.04.21. 11:15

Qualifying (20:00 Time) started at 11:15:20

Pos	No.	Name	Nat.	Car	Class	Laps	Best Tm	Diff	Gap	In Lap
1	4	Casper T. Hansen	DNK	Mygale M14-F4	Formel 4	13	59.214			8
2	14	Aske Nygaard Bramming	DNK	Mygale M14-F4	Formel 4	13	59.332	0.118	0.118	13
3	43	Mikkel Grundtvig	DNK	Mygale M14-F4	Formel 4	19	59.506	0.292	0.174	12
4	5	Casper Pilgaard	DNK	Mygale M14 - F4	Formel 4	19	59.610	0.396	0.104	14
5	85	Valdemar Eriksen	DNK	Mygale F4	Formel 4	15	59.638	0.424	0.028	9
6	6	Brad Dias	IND	Renualt Formel 4	Formel 4	17	59.923	0.709	0.285	14
7	8	Malthe Jakobsen	DNK	Mygale M14-F4	Formel 4	15	59.988	0.774	0.065	7
8	67	Jonas Lindhard Nielsen	DNK	Mygale Formel 4	Formel 4	17	1:00.207	0.993	0.219	12
9	7	Frederik Knarenborg	DNK	Mygale Renault	Formel 4	18	1:00.623	1.409	0.416	9
10	16	Martin Harritz Nielsen	DNK	Mygale SJ07 F5	Formel 5	16	1:00.963	1.749	0.340	15
11	47	Mads Hoe	DNK	Mygale F5	Formel 5	8	1:01.780	2.566	0.817	7
12	39	Line Sonderskov	DNK	Ray GR08	Formel 5	16	1:04.130	4.916	2.350	13
13	25	Lucas Daugaard	DNK	Ray GR07	Formel 5	16	1:10.359	11.145	6.229	14

Not classified

DNF	94	Jesper Nyvang Pedersen	DNK	MyGale SJ07 F5	Formel 5					0
DNS	11	Rask Ingemann Lambertson	DNK	Mygale SJ08 F5	Formel 5					0

Padborg Park Open

F4 Renault / Formel 5

Padborg Park 2,150 km

Timed Practice

2018.04.21. 11:15

Qualifying (20:00 Time) started at 11:15:20

Lap	Time of Day	Lap Tm	Diff	S1 Tm	S2 Tm	S3 Tm	Lap	Time of Day	Lap Tm	Diff	S1 Tm	S2 Tm	S3 Tm
(4) Casper T. Hansen													
1	11:23:06.400	6:14.051	+5:14.837		29.701	18.293	1	11:17:37.712	1:09.606	+9.968	22.602	28.958	18.046
2	11:24:09.853	1:03.453	+4.239	20.429	27.149	15.875	2	11:18:40.759	1:03.047	+3.409	20.299	27.322	15.426
3	11:25:10.232	1:00.379	+1.165	19.414	25.594	15.371	3	11:19:41.621	1:00.862	+1.224	19.571	26.005	15.286
4	11:26:10.079	59.847	+0.633	19.018	25.765	15.064	4	11:20:44.876	1:03.255	+3.617	21.119	27.033	15.103
5	11:27:09.871	59.792	+0.578	18.995	25.669	15.128	5	11:21:45.445	1:00.569	+0.931	19.568	25.945	15.056
p6	11:28:19.618	1:09.747	+10.533	19.012	25.247		6	11:22:47.258	1:01.813	+2.175	20.739	26.168	14.906
7	11:29:38.545	1:18.927	+19.713		25.659	15.041	7	11:23:46.989	59.731	+0.093	19.365	25.576	14.790
8	11:30:37.759	59.214		19.080	25.282	14.852	8	11:24:46.892	59.903	+0.265	19.407	25.623	14.873
9	11:31:45.513	1:07.754	+8.540	19.208	29.308	19.238	9	11:25:46.530	59.638		19.322	25.522	14.794
10	11:32:45.176	59.663	+0.449	19.238	25.450	14.975	10	11:26:46.760	1:00.230	+0.592	19.490	25.881	14.859
11	11:33:45.232	1:00.056	+0.842	19.437	25.478	15.141	11	11:27:48.175	1:01.415	+1.777	19.347	27.046	15.022
12	11:34:44.469	59.237	+0.023	19.054	25.234	14.949	12	11:28:48.306	1:00.131	+0.493	19.477	25.690	14.964
p13	11:36:03.748	1:19.279	+20.065	18.982	26.962		13	11:29:48.604	1:00.298	+0.660	19.404	25.555	15.339
							14	11:30:48.873	1:00.269	+0.631	19.576	25.722	14.971
							p15	11:32:03.035	1:14.162	+14.524	19.418	26.280	
(14) Aske Nygaard Bramming													
1	11:24:01.536	7:07.143	+6:07.811		30.233	16.034	1	11:17:26.483	1:10.222	+10.299	22.651	30.470	17.101
2	11:25:03.292	1:01.756	+2.424	20.096	26.191	15.469	2	11:18:31.500	1:05.017	+5.094	21.145	27.649	16.223
3	11:26:03.792	1:00.500	+1.168	19.410	25.731	15.359	3	11:19:34.482	1:02.982	+3.059	20.134	26.963	15.885
4	11:27:03.825	1:00.033	+0.701	19.224	25.729	15.080	4	11:20:35.506	1:01.024	+1.101	19.694	26.049	15.281
5	11:28:03.367	59.542	+0.210	19.177	25.369	14.996	5	11:21:39.844	1:04.338	+4.415	21.452	27.525	15.361
6	11:29:03.888	1:00.521	+1.189	19.510	25.574	15.437	6	11:22:40.303	1:00.459	+0.536	19.660	25.800	14.999
7	11:30:03.340	59.452	+0.120	19.086	25.394	14.972	7	11:23:40.798	1:00.495	+0.572	19.458	25.910	15.127
8	11:31:02.875	59.535	+0.203	19.124	25.412	14.999	8	11:24:41.619	1:00.821	+0.898	19.549	25.981	15.291
9	11:32:02.328	59.453	+0.121	19.082	25.392	14.979	9	11:25:42.122	1:00.503	+0.580	19.442	25.783	15.278
10	11:33:02.442	1:00.114	+0.782	19.087	25.752	15.275	10	11:26:42.351	1:00.229	+0.306	19.474	25.680	15.075
11	11:34:02.259	59.817	+0.485	19.096	25.534	15.187	11	11:27:49.369	1:07.018	+7.095	19.503	31.223	16.292
12	11:35:01.772	59.513	+0.181	19.039	25.366	15.108	12	11:28:51.269	1:01.900	+1.977	19.806	27.080	15.014
13	11:36:01.104	59.332		19.109	25.307	14.916	13	11:29:51.908	1:00.639	+0.716	19.490	26.155	14.994
							14	11:30:51.831	59.923		19.265	25.596	15.062
							15	11:31:52.359	1:00.528	+0.605	19.372	25.650	15.506
							16	11:32:54.211	1:01.852	+1.929	20.073	26.727	15.052
							p17	11:34:19.139	1:24.928	+25.005	19.512	25.711	
(43) Mikkel Grundtvig													
1	11:17:08.417	1:05.724	+6.218	21.404	27.969	16.351	1	11:17:45.968	1:07.564	+7.576	22.202	28.757	16.605
2	11:18:11.303	1:02.886	+3.380	20.208	26.970	15.708	2	11:18:51.206	1:05.238	+5.250	20.312	29.103	15.823
3	11:19:13.262	1:01.959	+2.453	19.988	26.680	15.291	3	11:19:52.855	1:01.649	+1.661	20.122	26.236	15.291
4	11:20:13.908	1:00.646	+1.140	19.652	26.068	14.926	4	11:20:54.209	1:01.354	+1.366	19.865	26.044	15.445
5	11:21:14.481	1:00.573	+1.067	19.502	25.869	15.202	5	11:21:54.574	1:00.365	+0.377	19.475	25.703	15.187
6	11:22:14.403	59.922	+0.416	19.392	25.627	14.903	6	11:22:54.933	1:00.359	+0.371	19.471	25.781	15.107
7	11:23:14.726	1:00.323	+0.817	19.437	25.891	14.995	7	11:23:54.921	59.988		19.359	25.650	14.979
8	11:24:14.889	1:00.163	+0.657	19.437	25.720	15.006	8	11:25:09.855	1:14.934	+14.946	19.969	26.169	
9	11:25:14.761	59.872	+0.366	19.475	25.561	14.836	9	11:30:00.189	4:50.334	+3:50.346	27.292		15.268
10	11:26:14.538	59.777	+0.271	19.326	25.494	14.957	10	11:31:00.614	1:00.425	+0.437	19.568	25.794	15.063
11	11:27:14.175	59.637	+0.131	19.294	25.495	14.848	11	11:32:03.616	1:03.002	+3.014	20.494	27.310	15.198
12	11:28:13.681	59.506		19.240	25.449	14.817	12	11:33:03.674	1:00.058	+0.070	19.387	25.552	15.119
13	11:29:13.347	59.666	+0.160	19.283	25.513	14.870	13	11:33:03.674	1:00.058	+0.070	19.387	25.552	15.119
14	11:30:13.255	1:03.908	+4.402	19.344	28.280	16.284	14	11:34:04.509	1:00.835	+0.847	19.491	26.243	15.101
15	11:31:17.034	59.779	+0.273	19.380	25.557	14.842	15	11:35:04.934	1:00.425	+0.437	19.369	25.958	15.098
16	11:32:17.238	1:00.204	+0.698	19.566	25.786	14.852	16	11:36:21.406	1:16.472	+16.484	19.891	25.834	
17	11:33:16.877	59.639	+0.133	19.316	25.564	14.759	p15						
18	11:34:17.577	1:00.700	+1.194	19.953	25.666	15.081							
p19	11:35:32.812	1:15.235	+15.729	19.612	25.783								
(5) Casper Pilgaard													
1	11:17:41.633	1:07.057	+7.447	23.708	27.549	15.800	1	11:17:16.791	1:09.940	+9.733	23.400	29.640	16.900
2	11:18:43.497	1:01.864	+2.254	20.319	26.087	15.458	2	11:18:19.341	1:02.550	+2.343	20.592	26.442	15.516
3	11:19:44.101	1:00.604	+0.994	19.418	26.013	15.173	3	11:19:21.151	1:01.810	+1.603	19.876	26.173	15.761
4	11:20:50.055	1:05.954	+6.344	19.368	31.133	15.453	4	11:20:22.547	1:01.396	+1.189	19.663	26.328	15.405
5	11:21:50.085	1:00.030	+0.420	19.228	25.679	15.123	5	11:21:23.132	1:00.585	+0.378	19.527	25.932	15.126
6	11:22:50.217	1:00.132	+0.522	19.149	25.999	14.984	6	11:22:23.408	1:00.276	+0.069	19.548	25.684	15.044
7	11:23:50.451	1:00.234	+0.624	19.175	25.900	15.159	7	11:23:24.468	1:01.060	+0.853	19.602	26.420	15.038
8	11:24:50.346	59.895	+0.285	19.202	25.618	15.075	8	11:24:24.742	1:00.274	+0.067	19.494	25.862	14.918
9	11:25:50.124	59.778	+0.168	19.214	25.576	14.988	9	11:25:25.509	1:00.767	+0.560	19.474	26.179	15.114
10	11:26:50.043	59.919	+0.309	19.185	25.669	15.065	10	11:26:25.917	1:00.408	+0.201	19.728	25.673	15.007
11	11:27:49.782	59.739	+0.129	19.133	25.495	15.111	11	11:27:26.527	1:00.610	+0.403	19.452	25.648	15.510
12	11:28:50.155	1:00.373	+0.763	19.587	25.768	15.018	12	11:28:26.734	1:00.207		19.534	25.659	15.014
13	11:29:49.972	59.817	+0.207	19.330	25.509	14.978	p13	11:29:36.531	1:09.797	+9.590	19.460	25.741	
14	11:30:49.582	59.610		19.171	25.533	14.906	14	11:32:30.421	2:53.890	+1:53.683	26.173		15.056
15	11:31:49.316	59.734	+0.124	19.255	25.510	14.969	15	11:33:32.391	1:01.970	+1.763	19.674	25.850	16.446
16	11:32:49.034	59.718	+0.108	19.188	25.433	15.097	16	11:34:34.202	1:01.811	+1.604	20.039	26.543	15.229
17	11:33:49.714	1:00.680	+1.070	19.115	26.334	15.231	17	11:35:34.630	1:00.428	+0.221	19.550	25.954	14.924
18	11:34:49.717	1:00.003	+0.393	19.305	25.678	15.020							
19	11:35:49.517	59.800	+0.190	19.167	25.553	15.080							
(7) Frederik Knarenborg													
1	11:17:29.429						1	11:17:29.429	1:09.501	+8.878	23.072	29.485	16.944
2	11:18:35.305						2	11:18:35.305	1:05.876	+5.253	21.376	27.904	16.596
(85) Valdemar Eriksen													

These results are provisional, until the conclusion of any judicial and technical inquiries.

Hans-Jorn Sogaard Andersen
Clerk of the Course

Attila Boros
Chief Timekeeper

CHRONOMOTO
TIMING

Padborg Park Open

F4 Renault / Formel 5

Padborg Park 2,150 km

Timed Practice

2018.04.21. 11:15

Qualifying (20:00 Time) started at 11:15:20

Lap	Time of Day	Lap Tm	Diff	S1 Tm	S2 Tm	S3 Tm	Lap	Time of Day	Lap Tm	Diff	S1 Tm	S2 Tm	S3 Tm
3	11:19:40.825	1:05.520	+4.897	20.247	29.540	15.733	11	11:30:18.456	1:13.606	+3.247	23.102	32.230	18.274
4	11:20:46.001	1:05.176	+4.553	21.681	28.023	15.472	12	11:31:30.707	1:12.251	+1.892	22.922	31.474	17.855
5	11:21:47.717	1:01.716	+1.093	20.114	26.361	15.241	13	11:32:42.386	1:11.679	+1.320	22.837	30.712	18.130
6	11:22:49.445	1:01.728	+1.105	20.039	26.575	15.114	14	11:33:52.745	1:10.359		22.656	29.431	18.272
7	11:23:51.552	1:02.107	+1.484	19.701	27.030	15.376	15	11:35:03.622	1:10.877	+0.518	22.384	30.264	18.229
8	11:24:52.369	1:00.817	+0.194	19.719	25.940	15.158	p16	11:36:34.445	1:30.823	+20.464	22.565	30.116	
9	11:25:52.992	1:00.623		19.427	25.899	15.297							
10	11:26:54.185	1:01.193	+0.570	19.771	25.950	15.472							
11	11:27:54.972	1:00.787	+0.164	19.628	25.874	15.285							
12	11:28:55.844	1:00.872	+0.249	19.734	26.035	15.103							
13	11:29:56.877	1:01.033	+0.410	19.844	26.173	15.016							
14	11:30:59.018	1:02.141	+1.518	19.540	27.277	15.324							
15	11:32:00.965	1:01.947	+1.324	20.420	26.209	15.318							
16	11:33:02.544	1:01.579	+0.956	19.617	26.478	15.484							
17	11:34:05.493	1:02.949	+2.326	20.480	26.989	15.480							
18	11:35:07.278	1:01.785	+1.162	19.737	26.821	15.227							

(16) Martin Harritz Nielsen

1	11:18:16.325	1:31.726	+30.763	27.730	40.342	23.654
2	11:19:51.712	1:35.387	+34.424	30.359	41.122	23.906
3	11:21:18.298	1:26.586	+25.623	27.168	37.733	21.685
4	11:22:31.893	1:13.595	+12.632	25.616	31.530	16.449
5	11:23:35.787	1:03.894	+2.931	20.661	27.633	15.600
6	11:24:38.100	1:02.313	+1.350	20.060	26.875	15.378
7	11:25:39.777	1:01.677	+0.714	19.638	26.659	15.380
8	11:26:56.956	1:17.179	+16.216	23.759	34.453	18.967
9	11:27:59.528	1:02.572	+1.609	20.108	27.017	15.447
10	11:29:11.531	1:12.003	+11.040	19.974	31.840	20.189
11	11:30:31.590	1:20.059	+19.096	25.561	38.640	15.858
12	11:31:34.094	1:02.504	+1.541	20.023	27.148	15.333
13	11:32:36.456	1:02.362	+1.399	19.857	27.166	15.339
14	11:33:37.699	1:01.243	+0.280	19.585	26.512	15.146
15	11:34:38.662	1:00.963		19.468	26.586	14.909
p16	11:35:59.602	1:20.940	+19.977	19.744	29.323	

(47) Mads Hoe

1	11:17:32.502	1:19.641	+17.861	24.714	34.730	20.197
2	11:18:44.380	1:11.878	+10.098	22.106	30.760	19.012
3	11:19:49.304	1:04.924	+3.144	20.965	27.813	16.146
p4	11:21:08.301	1:18.997	+17.217	20.757	27.548	
5	11:23:28.124	2:19.823	+1:18.043		33.897	15.969
6	11:24:30.867	1:02.743	+0.963	20.347	26.909	15.487
7	11:25:32.647	1:01.780		19.872	26.590	15.318
p8	11:26:51.176	1:18.529	+16.749	21.952	28.048	

(39) Line Sonderskov

1	11:17:41.864	1:17.049	+12.919	25.474	32.014	19.561
2	11:18:53.020	1:11.156	+7.026	23.282	30.248	17.626
3	11:20:00.121	1:07.101	+2.971	21.826	28.803	16.472
4	11:21:06.419	1:06.298	+2.168	21.279	28.735	16.284
5	11:22:11.530	1:05.111	+0.981	21.140	27.951	16.020
6	11:23:17.161	1:05.631	+1.501	21.147	28.349	16.135
7	11:24:22.023	1:04.862	+0.732	20.992	27.912	15.958
8	11:25:26.365	1:04.342	+0.212	20.569	27.709	16.064
9	11:26:32.262	1:05.897	+1.767	21.774	28.127	15.996
p10	11:27:54.569	1:22.307	+18.177	20.764	27.523	
11	11:30:17.633	2:23.064	+1:18.934		29.105	16.849
12	11:31:22.839	1:05.206	+1.076	21.085	27.989	16.132
13	11:32:26.969	1:04.130		20.636	27.586	15.908
14	11:33:31.535	1:04.566	+0.436	20.554	27.483	16.529
15	11:34:36.991	1:05.456	+1.326	20.682	28.666	16.108
p16	11:36:11.211	1:34.220	+30.090	20.701	33.374	

(25) Lucas Daugaard

1	11:17:49.645	1:18.672	+8.313	25.439	33.950	19.283
2	11:19:08.061	1:18.416	+8.057	24.000	34.337	20.079
3	11:20:27.079	1:19.018	+8.659	23.987	35.700	19.331
4	11:21:43.879	1:16.800	+6.441	24.475	33.371	18.954
5	11:22:57.958	1:14.079	+3.720	23.681	31.997	18.401
6	11:24:11.322	1:13.364	+3.005	22.810	31.668	18.886
7	11:25:24.441	1:13.119	+2.760	23.515	30.730	18.874
8	11:26:38.258	1:13.817	+3.458	23.716	31.393	18.708
9	11:27:51.879	1:13.621	+3.262	23.000	31.468	19.153
10	11:29:04.850	1:12.971	+2.612	23.044	30.911	19.016

These results are provisional, until the conclusion of any judicial and technical inquiries.

Orbits

Hans-Jorn Sogaard Andersen
Clerk of the Course

Attila Boros
Chief Timekeeper

CHRONOMOTO
TIMING

Padborg Park Open

F4 Renault / Formel 5

Padborg Park 2,150 km

Heat 1

2018.04.21. 14:25

Race (15:00 and 1 Laps)

POLE POSITION

	1	2
1	4 Casper T. Hansen 59.214	14 Aske Nygaard Bramming 59.332
2	43 Mikkel Grundtvig 59.506	5 Casper Pilgaard 59.610
3	6 Brad Dias 59.923	8 Malthe Jakobsen 59.988
4	67 Jonas Lindhard Nielsen 1:00.207	7 Frederik Knarenborg 1:00.623
5	85 Valdemar Eriksen 59.638	16 Martin Harritz Nielsen 1:00.963
6	47 Mads Hoe 1:01.780	39 Line Sonderskov 1:04.130
7	25 Lucas Daugaard 1:10.359	94 Jesper Nyvang Pedersen
8	11 Rask Ingemann Lambertson	

#85 - 4 pladser pa startgrid i Heat 1 - Overhaling af #4 under gul flag / +4 pos. penalty on Heat1 starting grid - overtaking #4 under yellow flag

Padborg Park Open

Sorted on Laps

F4 Renault / Formel 5

Padborg Park 2,150 km

Heat 1

2018.04.21. 14:25

Race (15:00 and 1 Laps) started at 14:25:50

Pos	No.	Name	Nat.	Car	Class	Laps	Total Tm	Diff	Gap	Best Tm
1	4	Casper T. Hansen	DNK	Mygale M14-F4	Formel 4	15	16:58.116			59.379
2	85	Valdemar Eriksen	DNK	Mygale F4	Formel 4	15	17:00.407	2.291	2.291	59.951
3	6	Brad Dias	IND	Renault Formel 4	Formel 4	15	17:03.646	5.530	3.239	1:00.257
4	67	Jonas Lindhard Nielsen	DNK	Mygale Formel 4	Formel 4	15	17:05.986	7.870	2.340	1:00.300
5	43	Mikkel Grundtvig	DNK	Mygale M14-F4	Formel 4	15	17:06.898	8.782	0.912	1:00.233
6	8	Malthe Jakobsen	DNK	Mygale M14-F4	Formel 4	15	17:07.438	9.322	0.540	1:00.285
7	7	Frederik Knarenborg	DNK	Mygale Renault	Formel 4	15	17:11.698	13.582	4.260	1:00.556
8	16	Martin Harritz Nielsen	DNK	Mygale SJ07 F5	Formel 5	15	17:25.245	27.129	13.547	1:01.943
9	39	Line Sonderskov	DNK	Ray GR08	Formel 5	15	18:00.140	1:02.024	34.895	1:04.376

Not classified (75% = 11 Laps)

DNF	14	Aske Nygaard Bramming	DNK	Mygale M14-F4	Formel 4	10	11:54.102	DNF		59.620
DNF	47	Mads Hoe	DNK	Mygale F5	Formel 5		19.761	DNF		
DNF	25	Lucas Daugaard	DNK	Ray GR07	Formel 5		22.891	DNF		
DNS	5	Casper Pilgaard	DNK	Mygale M14 - F4	Formel 4			DNS		
DNS	94	Jesper Nyvang Pedersen	DNK	MyGale SJ07 F5	Formel 5			DNS		
DNS	11	Rask Ingemann Lambertson	DNK	Mygale SJ08 F5	Formel 5			DNS		

Margin of Victory

Avg. Speed

Best Lap Tm

Best Speed

Best Lap by

2.291

114,034

59.379

130,349

4 - Casper T. Hansen

Orbits

These results are provisional, until the conclusion of any judicial and technical inquiries.

Hans-Jorn Sogaard Andersen
Clerk of the Course

Attila Boros
Chief Timekeeper

Padborg Park Open

Sorted on Laps

F4 Renault / Formel 5

Padborg Park 2,150 km

Heat 1

2018.04.21. 14:25

Race (15:00 and 1 Laps) started at 14:25:50

Pos	No.	Name	Nat.	Car	Class	Laps	Total Tm	Diff	Gap	Best Tm
Formel 4										
1	4	Casper T. Hansen	DNK	Mygale M14-F4	Formel 4	15	16:58.116			59.379
2	85	Valdemar Eriksen	DNK	Mygale F4	Formel 4	15	17:00.407	2.291	2.291	59.951
3	6	Brad Dias	IND	Renault Formel 4	Formel 4	15	17:03.646	5.530	3.239	1:00.257
4	67	Jonas Lindhard Nielsen	DNK	Mygale Formel 4	Formel 4	15	17:05.986	7.870	2.340	1:00.300
5	43	Mikkel Grundtvig	DNK	Mygale M14-F4	Formel 4	15	17:06.898	8.782	0.912	1:00.233
6	8	Malthe Jakobsen	DNK	Mygale M14-F4	Formel 4	15	17:07.438	9.322	0.540	1:00.285
7	7	Frederik Knarenborg	DNK	Mygale Renault	Formel 4	15	17:11.698	13.582	4.260	1:00.556

Not classified (75% = 11 Laps)

DNF	14	Aske Nygaard Bramming	DNK	Mygale M14-F4	Formel 4	10	11:54.102	DNF		59.620
DNS	5	Casper Pilgaard	DNK	Mygale M14 - F4	Formel 4			DNS		

Formel 5

1	16	Martin Harritz Nielsen	DNK	Mygale SJ07 F5	Formel 5	15	17:25.245			1:01.943
2	39	Line Sonderskov	DNK	Ray GR08	Formel 5	15	18:00.140	34.895	34.895	1:04.376

Not classified (75% = 11 Laps)

DNF	47	Mads Hoe	DNK	Mygale F5	Formel 5		19.761	DNF		
DNF	25	Lucas Daugaard	DNK	Ray GR07	Formel 5		22.891	DNF		
DNS	94	Jesper Nyvang Pedersen	DNK	MyGale SJ07 F5	Formel 5			DNS		
DNS	11	Rask Ingemann Lambertson	DNK	Mygale SJ08 F5	Formel 5			DNS		

Margin of Victory

Avg. Speed

Best Lap Tm

Best Speed

Best Lap by

2.291

114,034

59.379

130,349

4 - Casper T. Hansen

Orbits

These results are provisional, until the conclusion of any judicial and technical inquiries.


Hans-Jorn Sogaard Andersen
Clerk of the Course


Attila Boros
Chief Timekeeper


CHRONOMOTO
TIMING

Padborg Park Open

F4 Renault / Formel 5

Padborg Park 2,150 km

Heat 1

2018.04.21. 14:25

Race (15:00 and 1 Laps) started at 14:25:50

Lap	Time of Day	Lap Tm	Diff	S1 Tm	S2 Tm	S3 Tm	Lap	Time of Day	Lap Tm	Diff	S1 Tm	S2 Tm	S3 Tm
(4) Casper T. Hansen							5	14:32:50.443	1:02.132	+1.899	20.197	26.758	15.177
1	14:27:08.511	1:01.413	+2.034	20.086	26.030	15.297	6	14:33:50.849	1:00.406	+0.173	19.656	25.800	14.950
2	14:28:10.072	1:01.561	+2.182	19.401	25.594	16.566	7	14:34:51.356	1:00.507	+0.274	19.490	25.754	15.263
3	14:30:08.618	1:58.546	+59.167	31.423	47.716	39.407	8	14:35:52.347	1:00.991	+0.758	19.864	25.929	15.198
4	14:31:44.385	1:35.767	+36.388	30.008	44.683	21.076	9	14:36:52.912	1:00.565	+0.332	19.483	25.818	15.264
5	14:32:44.603	1:00.218	+0.839	19.567	25.525	15.126	10	14:37:53.145	1:00.233		19.344	25.929	14.960
6	14:33:44.482	59.879	+0.500	19.178	25.540	15.161	11	14:38:53.683	1:00.538	+0.305	19.470	26.027	15.041
7	14:34:44.336	59.854	+0.475	19.315	25.413	15.126	12	14:39:54.487	1:00.804	+0.571	19.471	26.040	15.293
8	14:35:43.935	59.599	+0.220	19.222	25.390	14.987	13	14:40:55.446	1:00.959	+0.726	19.960	26.149	14.850
9	14:36:43.836	59.901	+0.522	19.231	25.556	15.114	14	14:41:56.342	1:00.896	+0.663	19.490	26.238	15.168
10	14:37:43.215	59.379		19.118	25.301	14.960	15	14:42:57.685	1:01.343	+1.110	20.450	25.930	14.963
11	14:38:43.518	1:00.303	+0.924	19.076	25.434	15.793	(8) Malthe Jakobsen						
12	14:39:45.353	1:01.835	+2.456	19.652	26.587	15.596	1	14:27:12.897	1:03.734	+3.449	21.655	26.746	15.333
13	14:40:46.366	1:01.013	+1.634	19.522	26.066	15.425	2	14:28:15.159	1:02.262	+1.977	20.161	26.158	15.943
14	14:41:47.065	1:00.699	+1.320	19.823	25.690	15.186	3	14:30:12.489	1:57.330	+57.045	30.190	47.743	39.397
15	14:42:48.903	1:01.838	+2.459	19.538	25.760	16.540	4	14:31:47.470	1:34.981	+34.696	30.256	42.997	21.728
(85) Valdemar Eriksen							5	14:32:48.895	1:01.425	+1.140	20.093	26.091	15.241
1	14:27:12.235	1:02.932	+2.981	21.232	26.441	15.259	6	14:33:50.195	1:01.300	+1.015	20.183	26.017	15.100
2	14:28:14.123	1:01.888	+1.937	19.681	25.891	16.316	7	14:34:51.074	1:00.879	+0.594	19.486	25.911	15.482
3	14:30:11.602	1:57.479	+57.528	30.560	47.722	39.197	8	14:35:51.818	1:00.744	+0.459	19.649	25.944	15.151
4	14:31:47.167	1:35.565	+35.614	30.212	43.543	21.810	9	14:36:52.402	1:00.584	+0.299	19.440	26.065	15.079
5	14:32:48.145	1:00.978	+1.027	19.876	25.882	15.220	10	14:37:52.687	1:00.285		19.483	25.805	14.997
6	14:33:48.642	1:00.497	+0.546	19.584	25.841	15.072	11	14:38:53.384	1:00.697	+0.412	19.443	26.107	15.147
7	14:34:49.337	1:00.695	+0.744	19.542	26.186	14.967	12	14:39:54.292	1:00.908	+0.623	19.395	26.016	15.497
8	14:35:49.646	1:00.309	+0.358	19.533	25.856	14.920	13	14:40:54.817	1:00.525	+0.240	19.620	25.878	15.027
9	14:36:49.850	1:00.204	+0.253	19.511	25.732	14.961	14	14:41:56.547	1:01.730	+1.445	19.420	26.604	15.706
10	14:37:49.858	1:00.008	+0.057	19.432	25.759	14.817	15	14:42:58.225	1:01.678	+1.393	20.355	26.261	15.062
11	14:38:50.008	1:00.150	+0.199	19.446	25.775	14.929	(7) Frederik Knarenborg						
12	14:39:50.440	1:00.432	+0.481	19.557	25.922	14.953	1	14:27:13.938	1:03.704	+3.148	21.000	27.101	15.603
13	14:40:50.391	59.951		19.396	25.680	14.875	2	14:28:17.538	1:03.600	+3.044	20.351	26.553	16.696
14	14:41:50.672	1:00.281	+0.330	19.486	25.948	14.847	3	14:30:12.992	1:55.454	+54.898	28.659	47.565	39.230
15	14:42:51.194	1:00.522	+0.571	19.565	25.958	14.999	4	14:31:47.951	1:34.959	+34.403	30.600	42.589	21.770
(6) Brad Dias							5	14:32:50.905	1:02.954	+2.398	20.400	26.758	15.796
1	14:27:10.592	1:02.345	+2.088	20.304	26.341	15.700	6	14:33:52.135	1:01.230	+0.674	19.900	26.172	15.158
2	14:28:13.330	1:02.738	+2.481	20.060	26.057	16.621	7	14:34:53.834	1:01.699	+1.143	19.706	26.704	15.289
3	14:30:10.381	1:57.051	+56.794	30.280	47.286	39.485	8	14:35:55.332	1:01.498	+0.942	19.882	26.378	15.238
4	14:31:45.825	1:35.444	+35.187	30.345	43.704	21.395	9	14:36:56.711	1:01.379	+0.823	19.604	26.372	15.403
5	14:32:47.438	1:01.613	+1.356	19.955	26.162	15.496	10	14:37:57.610	1:00.899	+0.343	19.617	26.023	15.259
6	14:33:48.085	1:00.647	+0.390	19.710	25.881	15.056	11	14:38:58.974	1:01.364	+0.808	19.523	26.537	15.304
7	14:34:50.154	1:02.069	+1.812	19.883	26.825	15.361	12	14:40:00.110	1:01.136	+0.580	19.806	26.178	15.152
8	14:35:50.863	1:00.709	+0.452	19.604	26.000	15.105	13	14:41:00.666	1:00.556		19.548	25.875	15.133
9	14:36:51.304	1:00.441	+0.184	19.499	25.918	15.024	14	14:42:01.637	1:00.971	+0.415	19.914	25.984	15.073
10	14:37:51.668	1:00.364	+0.107	19.461	25.891	15.012	15	14:43:02.485	1:00.848	+0.292	19.807	25.985	15.056
11	14:38:52.556	1:00.888	+0.631	19.525	26.315	15.048	(16) Martin Harritz Nielsen						
12	14:39:53.119	1:00.563	+0.306	19.469	25.980	15.114	1	14:27:16.625	1:05.970	+4.027	21.922	27.613	16.435
13	14:40:53.746	1:00.627	+0.370	19.395	26.124	15.108	2	14:28:21.137	1:04.512	+2.569	20.508	27.421	16.583
14	14:41:54.003	1:00.257		19.368	25.861	15.028	3	14:30:15.113	1:53.976	+52.033	26.754	47.896	39.326
15	14:42:54.433	1:00.430	+0.173	19.453	25.886	15.091	4	14:31:49.153	1:34.040	+32.097	29.997	42.521	21.522
(67) Jonas Lindhard Nielsen							5	14:32:52.524	1:03.371	+1.428	20.465	27.327	15.579
1	14:27:10.850	1:02.299	+1.999	20.094	26.418	15.787	6	14:33:55.135	1:02.611	+0.668	19.982	27.230	15.399
2	14:28:13.691	1:02.841	+2.541	19.958	26.212	16.671	7	14:34:57.451	1:02.316	+0.373	19.918	26.943	15.455
3	14:30:10.890	1:57.199	+56.899	30.211	47.974	39.014	8	14:35:59.493	1:02.042	+0.099	19.861	26.991	15.190
4	14:31:46.468	1:35.578	+35.278	30.197	43.779	21.602	9	14:37:01.436	1:01.943		19.754	26.937	15.252
5	14:32:47.946	1:01.478	+1.178	19.578	26.247	15.653	10	14:38:03.573	1:02.137	+0.194	19.853	26.948	15.336
6	14:33:49.760	1:01.814	+1.514	20.727	26.050	15.037	11	14:39:05.635	1:02.062	+0.119	19.744	26.998	15.320
7	14:34:50.484	1:00.724	+0.424	19.505	25.983	15.236	12	14:40:07.985	1:02.350	+0.407	19.926	27.125	15.299
8	14:35:51.432	1:00.948	+0.648	19.496	26.355	15.097	13	14:41:10.400	1:02.415	+0.472	19.928	27.098	15.389
9	14:36:52.011	1:00.579	+0.279	19.482	26.074	15.023	14	14:42:12.609	1:02.209	+0.266	20.024	26.984	15.201
10	14:37:52.311	1:00.300		19.468	25.844	14.988	15	14:43:16.032	1:03.423	+1.480	20.089	27.421	15.913
11	14:38:53.037	1:00.726	+0.426	19.289	26.400	15.037	(39) Line Sonderskov						
12	14:39:53.734	1:00.697	+0.397	19.364	26.211	15.122	1	14:27:22.116	1:09.578	+5.202	22.835	29.697	17.046
13	14:40:54.340	1:00.606	+0.306	19.641	26.025	14.940	2	14:28:44.315	1:22.199	+17.823	22.300	30.043	29.856
14	14:41:55.940	1:01.600	+1.300	19.492	26.616	15.492	3	14:30:18.680	1:34.365	+29.989	23.186	34.114	37.065
15	14:42:56.773	1:00.833	+0.533	19.685	26.016	15.132	4	14:31:51.651	1:32.971	+28.595	29.307	41.269	22.395
(43) Mikkel Grundtvig							5	14:32:58.494	1:06.843	+2.467	21.590	28.538	16.715
1	14:27:16.154	1:05.038	+4.805	21.726	27.567	15.745	6	14:34:05.064	1:06.570	+2.194	21.363	28.693	16.514
2	14:28:18.896	1:02.742	+2.509	19.945	26.017	16.780	7	14:35:10.340	1:05.276	+0.900	21.005	28.278	15.993
3	14:30:13.755	1:54.859	+54.626	28.201	47.658	39.000	8	14:36:15.003	1:04.663	+0.287	21.041	27.804	15.818
4	14:31:48.311	1:34.556	+34.323	30.490	42.488	21.578	9	14:37:19.681	1:04.678	+0.302	20.947	27.725	16.006
							10	14:38:24.057	1:04.376		20.856	27.703	15.817

These results are provisional, until the conclusion of any judicial and technical inquiries.

Hans-Jorn Sogaard Andersen
Clerk of the Course

Attila Boros
Chief Timekeeper

CHROMOMOTO
TIMING

Orbits

Padborg Park Open

F4 Renault / Formel 5

Padborg Park 2,150 km

Heat 1

2018.04.21. 14:25

Race (15:00 and 1 Laps) started at 14:25:50

Lap	Time of Day	Lap Tm	Diff	S1 Tm	S2 Tm	S3 Tm	Lap	Time of Day	Lap Tm	Diff	S1 Tm	S2 Tm	S3 Tm
11	14:39:29.314	1:05.257	+0.881	20.874	28.363	16.020							
12	14:40:34.826	1:05.512	+1.136	20.969	28.466	16.077							
13	14:41:40.311	1:05.485	+1.109	21.156	28.386	15.943							
14	14:42:45.169	1:04.858	+0.482	21.033	27.993	15.832							
15	14:43:50.927	1:05.758	+1.382	21.089	28.179	16.490							

(14) Aske Nygaard Bramming

1	14:27:08.884	1:01.526	+1.906	20.129	26.131	15.266
2	14:28:10.722	1:01.838	+2.218	19.366	25.809	16.663
3	14:30:09.309	1:58.587	+58.967	31.799	47.416	39.372
4	14:31:44.935	1:35.626	+36.006	29.997	44.612	21.017
5	14:32:45.441	1:00.506	+0.886	19.492	25.828	15.186
6	14:33:45.905	1:00.464	+0.844	19.178	26.132	15.154
7	14:34:45.684	59.779	+0.159	19.277	25.542	14.960
8	14:35:45.356	59.672	+0.052	19.203	25.466	15.003
9	14:36:44.976	59.620		19.151	25.537	14.932
10	14:37:44.889	59.913	+0.293	19.241	25.530	15.142

Padborg Park Open

F4 Renault / Formel 5

Padborg Park 2,150 km

Heat 2 - Modified

2018.04.21. 17:10

Race (15:00 and 1 Laps)

POLE POSITION

1	1 16 Martin Harritz Nielsen	2 7 Frederik Kikkenborg
2	3 8 Malthe Jakobsen	4 43 Mikkel Grundtvig
3	5 67 Jonas Lindhard Nielsen	6 6 Brad Dias
4	7 85 Valdemar Eriksen	8 4 Casper T. Hansen
5	9 39 Line Sonderskov	10 14 Aske Nygaard Bramming
6	11 47 Mads Hoe	12 25 Lucas Daugaard
7	13 5 Casper Pilgaard	14 94 Jesper Nyvang Pedersen
8	15 11 Rask Ingemann Lambertson	

Padborg Park Open

Sorted on Laps

F4 Renault / Formel 5

Padborg Park 2,150 km

Heat 2

2018.04.21. 17:10

Race (15:00 and 1 Laps) started at 17:11:49

Pos	No.	Name	Nat.	Car	Class	Laps	Total Tm	Diff	Gap	Best Tm
1	16	Martin Harritz Nielsen	DNK	Mygale SJ07 F5	Formel 5	16	16:38.855			1:00.683
2	43	Mikkel Grundtvig	DNK	Mygale M14-F4	Formel 4	16	16:39.367	0.512	0.512	1:00.528
3	4	Casper T. Hansen	DNK	Mygale M14-F4	Formel 4	16	16:40.111	1.256	0.744	1:00.502
4	67	Jonas Lindhard Nielsen	DNK	Mygale Formel 4	Formel 4	16	16:40.397	1.542	0.286	1:00.506
5	7	Frederik Kikkenborg	DNK	Mygale Renault	Formel 4	16	16:48.871	10.016	8.474	1:00.925
6	6	Brad Dias	IND	Renualt Formel 4	Formel 4	16	16:49.270	10.415	0.399	1:01.136
7	47	Mads Hoe	DNK	Mygale F5	Formel 5	16	17:00.085	21.230	10.815	59.818
8	8	Malthe Jakobsen	DNK	Mygale M14-F4	Formel 4	16	17:04.047	25.192	3.962	1:00.744
9	14	Aske Nygaard Bramming	DNK	Mygale M14-F4	Formel 4	16	17:06.873	28.018	2.826	1:01.154
10	39	Line Sonderskov	DNK	Ray GR08	Formel 5	16	17:42.804	1:03.949	35.931	1:03.511
11	94	Jesper Nyvang Pedersen	DNK	MyGale SJ07 F5	Formel 5	14	14:54.666	2 Laps	2 Laps	1:01.149
12	25	Lucas Daugaard	DNK	Ray GR07	Formel 5	14	17:07.493	2 Laps	?:12.827	1:10.023
13	11	Rask Ingemann Lambertson	DNK	Mygale SJ08 F5	Formel 5	12	16:59.078	4 Laps	2 Laps	1:13.230

Not classified (75% = 12 Laps)

85	Valdemar Eriksen	DNK	Mygale F4	Formel 4	8	8:38.772	8 Laps	4 Laps	1:01.081
5	Casper Pilgaard	DNK	Mygale M14 - F4	Formel 4	1	1:24.272	15 Laps	7 Laps	1:05.691

Margin of Victory	Avg. Speed	Best Lap Tm	Best Speed	Best Lap by
0.512	123,982	59.818	129,392	47 - Mads Hoe

Orbits

These results are provisional, until the conclusion of any judicial and technical inquiries.



Hans-Jorn Sogaard Andersen
Clerk of the Course



Attila Boros
Chief Timekeeper



CHRONOMOTO
TIMING

Padborg Park Open

Sorted on Laps

F4 Renault / Formel 5

Padborg Park 2,150 km

Heat 2

2018.04.21. 17:10

Race (15:00 and 1 Laps) started at 17:11:49

Pos	No.	Name	Nat.	Car	Class	Laps	Total Tm	Diff	Gap	Best Tm
Formel 4										
1	43	Mikkel Grundtvig	DNK	Mygale M14-F4	Formel 4	16	16:39.367			1:00.528
2	4	Casper T. Hansen	DNK	Mygale M14-F4	Formel 4	16	16:40.111	0.744	0.744	1:00.502
3	67	Jonas Lindhard Nielsen	DNK	Mygale Formel 4	Formel 4	16	16:40.397	1.030	0.286	1:00.506
4	7	Frederik Kikkenborg	DNK	Mygale Renault	Formel 4	16	16:48.871	9.504	8.474	1:00.925
5	6	Brad Dias	IND	Renualt Formel 4	Formel 4	16	16:49.270	9.903	0.399	1:01.136
6	8	Malthe Jakobsen	DNK	Mygale M14-F4	Formel 4	16	17:04.047	24.680	14.777	1:00.744
7	14	Aske Nygaard Bramming	DNK	Mygale M14-F4	Formel 4	16	17:06.873	27.506	2.826	1:01.154

Not classified (75% = 12 Laps)

85	Valdemar Eriksen	DNK	Mygale F4	Formel 4	8	8:38.772	8 Laps	8 Laps	1:01.081
5	Casper Pilgaard	DNK	Mygale M14 - F4	Formel 4	1	1:24.272	15 Laps	7 Laps	1:05.691

Formel 5

1	16	Martin Harritz Nielsen	DNK	Mygale SJ07 F5	Formel 5	16	16:38.855			1:00.683
2	47	Mads Hoe	DNK	Mygale F5	Formel 5	16	17:00.085	21.230	21.230	59.818
3	39	Line Sonderskov	DNK	Ray GR08	Formel 5	16	17:42.804	1:03.949	42.719	1:03.511
4	94	Jesper Nyvang Pedersen	DNK	MyGale SJ07 F5	Formel 5	14	14:54.666	2 Laps	2 Laps	1:01.149
5	25	Lucas Daugaard	DNK	Ray GR07	Formel 5	14	17:07.493	2 Laps	1:12.827	1:10.023
6	11	Rask Ingemann Lambertson	DNK	Mygale SJ08 F5	Formel 5	12	16:59.078	4 Laps	2 Laps	1:13.230

Margin of Victory

Avg. Speed

Best Lap Tm

Best Speed

Best Lap by

0.512

123,982

59.818

129,392

47 - Mads Hoe

Orbits

These results are provisional, until the conclusion of any judicial and technical inquiries.



Hans-Jorn Sogaard Andersen
Clerk of the Course



Attila Boros
Chief Timekeeper



CHRONOMOTO
TIMING

Padborg Park Open

F4 Renault / Formel 5

Padborg Park 2,150 km

Heat 2

2018.04.21. 17:10

Race (15:00 and 1 Laps) started at 17:11:49

Lap	Time of Day	Lap Tm	Diff	S1 Tm	S2 Tm	S3 Tm	Lap	Time of Day	Lap Tm	Diff	S1 Tm	S2 Tm	S3 Tm
(16) Martin Harritz Nielsen							1	17:13:10.718	1:04.123	+3.198	21.523	27.097	15.503
1	17:13:08.953	1:02.776	+2.093	20.601	26.932	15.243	2	17:14:12.498	1:01.780	+0.855	20.076	26.316	15.388
2	17:14:10.725	1:01.772	+1.089	19.920	26.813	15.039	3	17:15:14.066	1:01.568	+0.643	19.862	26.480	15.226
3	17:15:12.526	1:01.801	+1.118	19.929	27.007	14.865	4	17:16:15.748	1:01.682	+0.757	19.672	26.403	15.607
4	17:16:14.069	1:01.543	+0.860	19.701	26.822	15.020	5	17:17:16.673	1:00.925		19.748	25.996	15.181
5	17:17:14.808	1:00.739	+0.056	19.588	26.338	14.813	6	17:18:17.696	1:01.023	+0.098	19.617	26.181	15.225
6	17:18:15.675	1:00.867	+0.184	19.625	26.414	14.828	7	17:19:19.645	1:01.949	+1.024	19.824	26.619	15.506
7	17:19:17.289	1:01.614	+0.931	19.639	27.118	14.857	8	17:20:22.010	1:02.365	+1.440	20.067	26.987	15.311
8	17:20:18.133	1:00.844	+0.161	19.560	26.433	14.851	9	17:21:24.921	1:02.911	+1.986	19.948	27.305	15.658
9	17:21:18.816	1:00.683		19.530	26.285	14.868	10	17:22:27.627	1:02.706	+1.781	20.069	27.057	15.580
10	17:22:20.371	1:01.555	+0.872	19.656	26.829	15.070	11	17:23:29.411	1:01.784	+0.859	19.963	26.406	15.415
11	17:23:21.556	1:01.185	+0.502	19.780	26.495	14.910	12	17:24:30.886	1:01.475	+0.550	19.697	26.333	15.445
12	17:24:22.635	1:01.079	+0.396	19.706	26.515	14.858	13	17:25:32.738	1:01.852	+0.927	19.973	26.451	15.428
13	17:25:23.960	1:01.325	+0.642	19.509	26.413	15.403	14	17:26:34.671	1:01.933	+1.008	19.966	26.461	15.506
14	17:26:25.747	1:01.787	+1.104	20.414	26.329	15.044	15	17:27:36.444	1:01.773	+0.848	19.833	26.569	15.371
15	17:27:27.503	1:01.756	+1.073	19.656	26.979	15.121	16	17:28:38.505	1:02.061	+1.136	20.152	26.643	15.266
16	17:28:28.489	1:00.986	+0.303	19.631	26.334	15.021	(6) Brad Dias						
(43) Mikkel Grundtvig							1	17:13:12.244	1:04.635	+3.499	21.976	27.385	15.274
1	17:13:11.109	1:04.111	+3.583	21.417	27.125	15.569	2	17:14:14.328	1:02.084	+0.948	19.919	26.847	15.318
2	17:14:12.887	1:01.778	+1.250	20.122	26.384	15.272	3	17:15:15.592	1:01.264	+0.128	19.739	26.366	15.159
3	17:15:14.425	1:01.538	+1.010	19.908	26.327	15.303	4	17:16:16.736	1:01.144	+0.008	19.692	26.283	15.169
4	17:16:15.432	1:01.007	+0.479	19.606	26.238	15.163	5	17:17:18.338	1:01.602	+0.466	19.919	26.159	15.524
5	17:17:15.960	1:00.528		19.580	25.879	15.069	6	17:18:20.929	1:02.591	+1.455	20.130	26.892	15.569
6	17:18:16.745	1:00.785	+0.257	19.557	26.176	15.052	7	17:19:23.477	1:02.548	+1.412	19.664	27.525	15.359
7	17:19:18.524	1:01.779	+1.251	19.917	26.634	15.228	8	17:20:25.125	1:01.648	+0.512	19.851	26.463	15.334
8	17:20:19.251	1:00.727	+0.199	19.606	26.099	15.022	9	17:21:26.595	1:01.470	+0.334	19.873	26.274	15.323
9	17:21:20.916	1:01.665	+1.137	19.761	26.559	15.345	10	17:22:28.464	1:01.869	+0.733	19.676	26.410	15.783
10	17:22:21.973	1:01.057	+0.529	19.758	26.118	15.181	11	17:23:30.121	1:01.657	+0.521	19.953	26.395	15.309
11	17:23:22.708	1:00.735	+0.207	19.573	26.122	15.040	12	17:24:31.257	1:01.136		19.716	26.297	15.123
12	17:24:23.463	1:00.755	+0.227	19.513	26.127	15.115	13	17:25:32.992	1:01.735	+0.599	19.858	26.456	15.421
13	17:25:24.453	1:00.990	+0.462	19.550	26.103	15.337	14	17:26:34.990	1:01.998	+0.862	20.077	26.350	15.571
14	17:26:26.324	1:01.871	+1.343	20.437	26.239	15.195	15	17:27:36.789	1:01.799	+0.663	19.829	26.433	15.537
15	17:27:27.988	1:01.664	+1.136	19.704	26.679	15.281	16	17:28:38.904	1:02.115	+0.979	20.090	26.636	15.389
16	17:28:29.001	1:01.013	+0.485	19.771	26.172	15.070	(47) Mads Hoe						
(4) Casper T. Hansen							1	17:13:14.481	1:05.785	+5.967	22.152	28.018	15.615
1	17:13:13.423	1:05.652	+5.150	22.583	27.277	15.792	2	17:14:35.256	1:20.775	+20.957	20.299	45.348	15.128
2	17:14:15.255	1:01.832	+1.330	20.156	26.195	15.481	3	17:15:37.249	1:01.993	+2.175	20.810	26.352	14.831
3	17:15:16.898	1:01.643	+1.141	19.773	26.302	15.568	4	17:16:38.862	1:01.613	+1.795	19.373	26.378	15.862
4	17:16:17.634	1:00.736	+0.234	19.559	26.018	15.159	5	17:17:40.028	1:01.166	+1.348	19.491	26.714	14.961
5	17:17:18.170	1:00.536	+0.034	19.531	25.886	15.119	6	17:18:40.684	1:00.656	+0.838	19.496	26.250	14.910
6	17:18:18.993	1:00.823	+0.321	19.809	25.903	15.111	7	17:19:41.042	1:00.358	+0.540	19.383	26.086	14.889
7	17:19:19.875	1:00.882	+0.380	19.329	26.197	15.356	8	17:20:41.580	1:00.538	+0.720	19.561	26.068	14.909
8	17:20:21.126	1:01.251	+0.749	19.955	26.128	15.168	9	17:21:45.869	1:04.289	+4.471	19.354	30.071	14.864
9	17:21:21.628	1:00.502		19.461	25.755	15.286	10	17:22:46.919	1:01.050	+1.232	19.508	26.696	14.846
10	17:22:22.681	1:01.053	+0.551	19.617	26.127	15.309	11	17:23:47.236	1:00.317	+0.499	19.397	26.066	14.854
11	17:23:23.566	1:00.885	+0.383	19.574	26.024	15.287	12	17:24:48.211	1:00.975	+1.157	19.295	27.027	14.653
12	17:24:24.556	1:00.990	+0.488	19.435	26.339	15.216	13	17:25:48.029	59.818		19.215	25.758	14.845
13	17:25:25.342	1:00.786	+0.284	19.500	25.978	15.308	14	17:26:47.869	59.840	+0.022	19.346	25.817	14.677
14	17:26:26.988	1:01.646	+1.144	19.665	26.766	15.215	15	17:27:48.792	1:00.923	+1.105	19.853	26.245	14.825
15	17:27:28.289	1:01.301	+0.799	19.667	26.629	15.005	16	17:28:49.719	1:00.927	+1.109	19.502	26.274	15.151
16	17:28:29.745	1:01.456	+0.954	19.991	26.328	15.137	(8) Malthe Jakobsen						
(67) Jonas Lindhard Nielsen							1	17:13:10.061	1:03.484	+2.740	21.409	26.588	15.487
1	17:13:11.709	1:04.601	+4.095	22.475	26.729	15.397	2	17:14:11.651	1:01.590	+0.846	19.864	26.315	15.411
2	17:14:13.792	1:02.083	+1.577	20.267	26.505	15.311	3	17:15:13.182	1:01.531	+0.787	19.727	26.618	15.186
3	17:15:14.877	1:01.085	+0.579	19.664	26.316	15.105	4	17:16:14.792	1:01.610	+0.866	19.637	26.564	15.409
4	17:16:16.095	1:01.218	+0.712	19.700	26.277	15.241	5	17:17:15.536	1:00.744		19.620	26.040	15.084
5	17:17:17.087	1:00.992	+0.486	19.722	26.071	15.199	6	17:18:16.455	1:00.919	+0.175	19.578	26.202	15.139
6	17:18:18.017	1:00.930	+0.424	19.519	26.238	15.173	7	17:19:18.166	1:01.711	+0.967	19.592	26.848	15.271
7	17:19:19.245	1:01.228	+0.722	19.783	26.506	14.939	8	17:20:18.949	1:00.783	+0.039	19.562	26.051	15.170
8	17:20:19.751	1:00.506		19.430	26.140	14.936	9	17:21:29.274	1:10.325	+9.581	19.682	27.035	
9	17:21:21.199	1:01.448	+0.942	19.586	26.411	15.451	p9	17:22:47.494	1:18.220	+17.476		26.813	15.462
10	17:22:22.421	1:01.222	+0.716	19.651	26.261	15.310	11	17:23:48.606	1:01.112	+0.368	19.681	26.136	15.295
11	17:23:23.291	1:00.870	+0.364	19.531	26.091	15.248	12	17:24:49.421	1:00.815	+0.071	19.695	26.077	15.043
12	17:24:24.240	1:00.949	+0.443	19.541	26.201	15.207	13	17:25:50.329	1:00.908	+0.164	19.565	26.057	15.286
13	17:25:25.037	1:00.797	+0.291	19.541	26.021	15.235	14	17:26:51.221	1:00.892	+0.148	19.695	26.060	15.137
14	17:26:26.619	1:01.582	+1.076	19.975	26.483	15.124	15	17:27:52.093	1:00.872	+0.128	19.837	26.021	15.014
15	17:27:28.349	1:01.730	+1.224	19.579	26.810	15.341	16	17:28:53.681	1:01.588	+0.844	19.702	26.534	15.352
16	17:28:30.031	1:01.682	+1.176										

Padborg Park Open

F4 Renault / Formel 5

Padborg Park 2,150 km

Heat 2

2018.04.21. 17:10

Race (15:00 and 1 Laps) started at 17:11:49

Lap	Time of Day	Lap Tm	Diff	S1 Tm	S2 Tm	S3 Tm	Lap	Time of Day	Lap Tm	Diff	S1 Tm	S2 Tm	S3 Tm
3	17:15:16.563	1:01.550	+0.396	19.772	26.357	15.421	9	17:25:06.745	1:17.249	+4.019	24.663	34.128	18.458
4	17:16:17.929	1:01.366	+0.212	19.587	26.233	15.546	10	17:26:21.459	1:14.714	+1.484	24.183	33.290	17.241
5	17:17:20.279	1:02.350	+1.196	20.059	26.269	16.022	11	17:27:35.482	1:14.023	+0.793	22.990	33.511	17.522
6	17:18:24.278	1:03.999	+2.845	20.887	27.483	15.629	12	17:28:48.712	1:13.230		23.626	31.697	17.907
7	17:19:26.797	1:02.519	+1.365	19.731	26.755	16.033	(85) Valdemar Eriksen						
8	17:20:28.754	1:01.957	+0.803	19.781	26.317	15.859	1	17:13:13.618	1:06.204	+5.123	22.798	27.923	15.483
9	17:21:46.190	1:17.436	+16.282	20.076	41.650	15.710	2	17:14:15.993	1:02.375	+1.294	20.546	26.414	15.415
10	17:22:48.159	1:01.969	+0.815	19.980	26.616	15.373	3	17:15:17.297	1:01.304	+0.223	19.855	26.232	15.217
11	17:23:49.313	1:01.154		19.642	26.123	15.389	4	17:16:18.378	1:01.081		19.861	26.218	15.002
12	17:24:50.553	1:01.240	+0.086	19.798	26.199	15.243	5	17:17:20.273	1:01.895	+0.814	20.183	26.156	15.556
13	17:25:51.732	1:01.179	+0.025	19.573	26.216	15.390	6	17:18:24.731	1:04.458	+3.377	22.182	26.655	15.621
14	17:26:52.923	1:01.191	+0.037	19.705	26.093	15.393	7	17:19:27.127	1:02.396	+1.315	20.006	26.785	15.605
15	17:27:54.088	1:01.165	+0.011	19.774	26.033	15.358	8	17:20:28.406	1:01.279	+0.198	19.896	26.282	15.101
16	17:28:56.507	1:02.419	+1.265	19.766	26.382	16.271	(5) Casper Pilgaard						
							1	17:13:13.906	1:05.691		22.017	28.182	15.492

(39) Line Sønderkov

1	17:13:18.046	1:08.689	+5.178	22.749	29.237	16.703
2	17:14:24.271	1:06.225	+2.714	21.796	28.251	16.178
3	17:15:29.335	1:05.064	+1.553	20.971	27.878	16.215
4	17:16:36.054	1:06.719	+3.208	22.932	27.886	15.901
5	17:17:40.640	1:04.586	+1.075	20.818	27.790	15.978
6	17:18:44.493	1:03.853	+0.342	20.606	27.701	15.546
7	17:19:48.004	1:03.511		20.614	27.324	15.573
8	17:20:53.616	1:05.612	+2.101	22.125	27.684	15.803
9	17:21:58.197	1:04.581	+1.070	20.670	27.966	15.945
10	17:23:02.135	1:03.938	+0.427	20.727	27.369	15.842
11	17:24:05.886	1:03.751	+0.240	20.933	27.290	15.528
12	17:25:10.034	1:04.148	+0.637	20.563	27.674	15.911
13	17:26:18.373	1:08.339	+4.828	21.031	31.404	15.904
14	17:27:22.610	1:04.237	+0.726	20.772	27.648	15.817
15	17:28:27.580	1:04.970	+1.459	21.341	28.106	15.523
16	17:29:32.438	1:04.858	+1.347	21.301	27.763	15.794

(94) Jesper Nyvang Pedersen

1	17:13:14.362	1:05.322	+4.173
2	17:14:17.141	1:02.779	+1.630
3	17:15:18.643	1:01.502	+0.353
4	17:16:19.792	1:01.149	
5	17:17:21.151	1:01.359	+0.210
6	17:18:23.316	1:02.165	+1.016
7	17:19:24.919	1:01.603	+0.454
8	17:20:26.275	1:01.356	+0.207
9	17:21:27.448	1:01.173	+0.024
10	17:22:29.329	1:01.881	+0.732
11	17:23:30.690	1:01.361	+0.212
12	17:24:39.499	1:08.809	+7.660
13	17:25:41.463	1:01.964	+0.815
14	17:26:44.300	1:02.837	+1.688

(25) Lucas Daugaard

1	17:13:24.044	1:12.928	+2.905	23.342	31.170	18.416
2	17:14:37.369	1:13.325	+3.302	23.037	30.972	19.316
3	17:15:49.100	1:11.731	+1.708	22.735	30.298	18.698
4	17:16:59.413	1:10.313	+0.290	22.687	30.017	17.609
5	17:18:10.251	1:10.838	+0.815	22.707	30.087	18.044
6	17:19:27.842	1:17.591	+7.568	24.118	34.502	18.971
7	17:20:37.865	1:10.023		22.337	29.983	17.703
8	17:21:51.057	1:13.192	+3.169	22.131	33.469	17.592
9	17:23:01.585	1:10.528	+0.505	22.062	30.843	17.623
10	17:24:12.454	1:10.869	+0.846	22.674	30.877	17.318
11	17:25:23.503	1:11.049	+1.026	22.413	30.751	17.885
12	17:26:35.767	1:12.264	+2.241	23.640	30.616	18.008
13	17:27:45.961	1:10.194	+0.171	22.096	30.462	17.636
14	17:28:57.127	1:11.166	+1.143	22.127	30.995	18.044

(11) Rask Ingemann Lambertson

1	17:13:56.364	1:36.727	+23.497	25.254	48.259	23.214
2	17:15:27.225	1:30.861	+17.631	28.209	43.497	19.155
3	17:16:48.787	1:21.562	+8.332	25.600	37.193	18.769
4	17:18:09.743	1:20.956	+7.726	25.004	36.592	19.360
5	17:19:36.894	1:27.151	+13.921	24.344	39.109	23.698
6	17:21:08.323	1:31.429	+18.199	33.830	37.612	19.987
7	17:22:29.936	1:21.613	+8.383	26.669	37.102	17.842
8	17:23:49.496	1:19.560	+6.330	23.299	33.902	22.359

These results are provisional, until the conclusion of any judicial and technical inquiries.

Hans-Jorn Sogaard Andersen
Clerk of the Course

Attila Boros
Chief Timekeeper

CHRONOMOTO
TIMING

Padborg Park Open

Sorted on Best Lap time

F4 Renault / Formel 5

Padborg Park 2,150 km

Warm Up

2018.04.22. 09:00

Practice (10:00 Time) started at 9:00:09

Pos	No.	Name	Nat.	Car	Class	Laps	Best Tm	Diff	Gap	In Lap
1	4	Casper T. Hansen	DNK	Mygale M14-F4	Formel 4	9	59.955			7
2	14	Aske Nygaard Bramming	DNK	Mygale M14-F4	Formel 4	9	1:00.372	0.417	0.417	8
3	5	Casper Pilgaard	DNK	Mygale M14 - F4	Formel 4	9	1:00.397	0.442	0.025	9
4	43	Mikkel Grundtvig	DNK	Mygale M14-F4	Formel 4	10	1:00.468	0.513	0.071	8
5	8	Malthe Jakobsen	DNK	Mygale M14-F4	Formel 4	9	1:00.519	0.564	0.051	7
6	85	Valdemar Eriksen	DNK	Mygale F4	Formel 4	9	1:00.716	0.761	0.197	9
7	6	Brad Dias	IND	Renault Formel 4	Formel 4	9	1:01.044	1.089	0.328	6
8	47	Mads Hoe	DNK	Mygale F5	Formel 5	5	1:01.159	1.204	0.115	4
9	7	Frederik Kikkenborg	DNK	Mygale Renault	Formel 4	9	1:01.879	1.924	0.720	7
10	67	Jonas Lindhard Nielsen	DNK	Mygale Formel 4	Formel 4	9	1:02.123	2.168	0.244	7
11	16	Martin Harritz Nielsen	DNK	Mygale SJ07 F5	Formel 5	4	1:03.907	3.952	1.784	3
12	39	Line Sonderskov	DNK	Ray GR08	Formel 5	8	1:06.156	6.201	2.249	8
13	11	Rask Ingemann Lambertson	DNK	Mygale SJ08 F5	Formel 5	7	1:12.899	12.944	6.743	7
14	25	Lucas Daugaard	DNK	Ray GR07	Formel 5	7	1:12.945	12.990	0.046	6
Not classified										
DNS	94	Jesper Nyvang Pedersen	DNK	MyGale SJ07 F5	Formel 5					0

Padborg Park Open

F4 Renault / Formel 5

Padborg Park 2,150 km

Warm Up

2018.04.22. 09:00

Practice (10:00 Time) started at 9:00:09

Lap	Time of Day	Lap Tm	Diff	S1 Tm	S2 Tm	S3 Tm	Lap	Time of Day	Lap Tm	Diff	S1 Tm	S2 Tm	S3 Tm	
(4) Casper T. Hansen							6	9:07:45.517	1:01.044		19.609	26.392	15.043	
1	9:02:12.187	1:11.446	+11.491	23.940	29.318	18.188	7	9:08:46.875	1:01.358	+0.314	19.806	26.102	15.450	
2	9:03:16.817	1:04.630	+4.675	21.577	27.268	15.785	8	9:09:53.094	1:06.219	+5.175	20.410	28.694	17.115	
3	9:04:18.854	1:02.037	+2.082	19.856	26.344	15.837	9	9:10:54.571	1:01.477	+0.433	20.086	26.370	15.021	
4	9:05:20.631	1:01.777	+1.822	19.746	26.627	15.404	(47) Mads Hoe							
5	9:06:21.451	1:00.820	+0.865	19.462	25.985	15.373	1	9:02:39.920	1:18.094	+16.935	26.916	34.193	16.985	
6	9:07:22.117	1:00.666	+0.711	19.503	26.011	15.152	2	9:03:45.084	1:05.164	+4.005	21.220	28.134	15.810	
7	9:08:22.072	59.955		19.355	25.663	14.937	3	9:04:49.389	1:04.305	+3.146	20.380	28.937	14.988	
8	9:09:22.394	1:00.322	+0.367	19.671	25.770	14.881	4	9:05:50.548	1:01.159		19.975	26.338	14.846	
9	9:10:23.486	1:01.092	+1.137	19.441	26.608	15.043	p5	9:07:03.548	1:13.000	+11.841	19.594	26.185		
(14) Aske Nygaard Bramming							(7) Frederik Kikkenborg							
1	9:02:26.110	1:08.266	+7.894	22.618	28.732	16.916	1	9:01:57.591	1:11.896	+10.017	24.703	30.017	17.176	
2	9:03:30.616	1:04.506	+4.134	20.993	27.470	16.043	2	9:03:04.909	1:07.318	+5.439	22.644	28.511	16.163	
3	9:04:32.993	1:02.377	+2.005	20.420	26.423	15.534	3	9:04:10.308	1:05.399	+3.520	21.372	28.363	15.664	
4	9:05:35.281	1:02.288	+1.916	19.934	26.307	16.047	4	9:05:13.501	1:03.193	+1.314	20.680	27.054	15.459	
5	9:06:36.390	1:01.109	+0.737	19.859	26.003	15.247	5	9:06:16.425	1:02.924	+1.045	20.347	27.289	15.288	
6	9:07:36.945	1:00.555	+0.183	19.411	25.988	15.156	6	9:07:19.386	1:02.961	+1.082	20.092	27.415	15.454	
7	9:08:38.150	1:01.205	+0.833	19.485	26.531	15.189	7	9:08:21.265	1:01.879		19.964	26.537	15.378	
8	9:09:38.522	1:00.372		19.382	25.975	15.015	8	9:09:23.963	1:02.698	+0.819	20.709	26.653	15.336	
p9	9:10:52.205	1:13.683	+13.311	19.367	26.564		9	9:10:26.762	1:02.799	+0.920	19.859	27.636	15.304	
(5) Casper Pilgaard							(67) Jonas Lindhard Nielsen							
1	9:01:57.907	1:07.802	+7.405	22.201	28.945	16.656	1	9:02:19.109	1:18.916	+16.793	26.637	33.283	18.996	
2	9:03:02.934	1:05.027	+4.630	22.084	27.155	15.788	2	9:03:29.686	1:10.577	+8.454	24.699	29.326	16.552	
3	9:04:05.425	1:02.491	+2.094	20.284	26.753	15.454	3	9:04:35.105	1:05.419	+3.296	21.668	27.763	15.988	
4	9:05:06.992	1:01.567	+1.170	19.923	26.417	15.227	4	9:05:38.314	1:03.209	+1.086	20.568	27.110	15.531	
5	9:06:08.301	1:01.309	+0.912	19.807	26.153	15.349	5	9:06:42.131	1:03.817	+1.694	21.115	27.324	15.378	
6	9:07:09.010	1:00.709	+0.312	19.681	25.926	15.102	6	9:07:44.325	1:02.194	+0.071	20.167	26.758	15.269	
7	9:08:09.454	1:00.444	+0.047	19.645	25.854	14.945	7	9:08:46.448	1:02.123		20.096	26.566	15.461	
8	9:09:10.908	1:01.454	+1.057	19.800	26.592	15.062	8	9:09:49.125	1:02.677	+0.554	20.211	27.094	15.372	
9	9:10:11.305	1:00.397		19.561	25.829	15.007	9	9:10:51.283	1:02.158	+0.035	20.042	26.683	15.433	
(43) Mikkel Grundtvig							(16) Martin Harritz Nielsen							
1	9:01:49.077	1:09.399	+8.931	22.778	29.589	17.032	1	9:07:40.988	1:19.753	+15.846	27.625	33.415	18.713	
2	9:02:54.846	1:05.769	+5.301	20.973	28.635	16.161	2	9:08:52.257	1:11.269	+7.362	25.326	29.491	16.452	
3	9:03:58.668	1:03.822	+3.354	20.430	26.893	16.499	3	9:09:56.164	1:03.907		20.935	27.540	15.432	
4	9:05:01.623	1:02.955	+2.487	21.005	26.482	15.468	4	9:11:03.336	1:07.172	+3.265	20.992	30.810	15.370	
5	9:06:03.929	1:02.306	+1.838	20.109	26.967	15.230	(39) Line Sønderskov							
6	9:07:04.918	1:00.989	+0.521	19.784	26.079	15.126	1	9:02:44.071	1:31.043	+24.887	30.897	38.664	21.482	
7	9:08:05.867	1:00.949	+0.481	19.945	26.127	14.877	2	9:03:58.314	1:14.243	+8.087	24.350	31.674	18.219	
8	9:09:06.335	1:00.468		19.694	25.888	14.886	3	9:05:09.675	1:11.361	+5.205	24.300	30.536	16.525	
9	9:10:07.094	1:00.759	+0.291	19.742	26.089	14.928	4	9:06:23.034	1:13.359	+7.203	22.070	31.038	20.251	
10	9:11:07.835	1:00.741	+0.273	19.742	26.046	14.953	5	9:07:33.982	1:10.948	+4.792	24.212	30.095	16.641	
(8) Matthe Jakobsen							6	9:08:40.805	1:06.823	+0.667	21.614	28.738	16.471	
1	9:01:55.484	1:09.297	+8.778	23.761	29.053	16.483	7	9:09:53.409	1:12.604	+6.448	23.042	31.856	17.706	
2	9:03:00.629	1:05.145	+4.626	21.666	27.355	16.124	8	9:10:59.565	1:06.156		21.790	28.385	15.981	
3	9:04:02.948	1:02.319	+1.800	20.377	26.730	15.212	(11) Rask Ingemann Lambertson							
4	9:05:04.606	1:01.658	+1.139	19.964	26.635	15.059	1	9:03:37.657	1:44.601	+31.702	49.662	35.886	19.053	
5	9:06:07.610	1:03.004	+2.485	19.854	27.930	15.220	2	9:04:54.238	1:16.581	+3.682	24.795	34.032	17.754	
6	9:07:08.586	1:00.976	+0.457	19.787	26.034	15.155	3	9:06:10.703	1:16.465	+3.566	24.596	33.956	17.913	
7	9:08:09.105	1:00.519		19.595	25.933	14.991	4	9:07:24.929	1:14.226	+1.327	24.467	32.257	17.502	
8	9:09:11.188	1:02.083	+1.564	19.813	26.717	15.553	5	9:08:39.635	1:14.706	+1.807	24.267	32.287	18.152	
9	9:10:11.722	1:00.534	+0.015	19.621	25.926	14.987	6	9:09:52.712	1:13.077	+0.178	23.757	32.085	17.235	
(85) Valdemar Eriksen							7	9:11:05.611	1:12.899		24.167	31.403	17.329	
1	9:01:53.143	1:10.903	+10.187	23.297	29.642	17.964	(25) Lucas Daugaard							
2	9:02:57.722	1:04.579	+3.863	21.386	27.442	15.751	1	9:03:01.954	1:25.404	+12.459	27.740	37.305	20.359	
3	9:04:00.342	1:02.620	+1.904	20.466	26.852	15.302	2	9:04:20.209	1:18.255	+5.310	24.766	34.067	19.422	
4	9:05:02.284	1:01.942	+1.226	20.221	26.334	15.387	3	9:05:35.414	1:15.205	+2.260	24.339	31.942	18.924	
5	9:06:04.513	1:02.229	+1.513	19.981	26.982	15.266	4	9:06:50.438	1:15.024	+2.079	24.198	31.918	18.908	
6	9:07:05.509	1:00.996	+0.280	19.834	26.080	15.082	5	9:08:04.706	1:14.268	+1.323	23.879	32.046	18.343	
7	9:08:07.516	1:02.007	+1.291	19.735	26.290	15.982	6	9:09:17.651	1:12.945		23.660	31.596	17.689	
8	9:09:13.603	1:06.087	+5.371	23.859	27.252	14.976	p7	9:10:49.734	1:32.083	+19.138	23.161	31.384		
9	9:10:14.319	1:00.716		19.811	26.084	14.821								
(6) Brad Dias														
1	9:02:29.092	1:13.178	+12.134	25.158	30.917	17.103								
2	9:03:36.264	1:07.172	+6.128	21.902	28.372	16.898								
3	9:04:40.318	1:04.054	+3.010	20.268	28.097	15.689								
4	9:05:42.340	1:02.022	+0.978	20.011	26.526	15.485								
5	9:06:44.473	1:02.133	+1.089	19.846	26.936	15.351								

These results are provisional, until the conclusion of any judicial and technical inquiries.

Hans-Jorn Sogaard Andersen
Clerk of the Course

Attila Boros
Chief Timekeeper

CHRONOMOTO
TIMING

Padborg Park Open

F4 Renault / Formel 5

Padborg Park 2,150 km

Heat 3

2018.04.22. 14:55

Race (15:00 and 1 Laps)

POLE POSITION

1	1 4 Casper T. Hansen	2 43 Mikkel Grundtvig
2	3 67 Jonas Lindhard Nielsen	4 6 Brad Dias
3	5 16 Martin Harritz Nielsen	6 7 Frederik Kikkenborg
4	7 8 Malthe Jakobsen	8 85 Valdemar Eriksen
5	9 47 Mads Hoe	10 14 Aske Nygaard Bramming
6	11 39 Line Sonderskov	12 25 Lucas Daugaard
7	13 94 Jesper Nyvang Pedersen	14 5 Casper Pilgaard
8	15 11 Rask Ingemann Lambertson	

Padborg Park Open

Sorted on Laps

F4 Renault / Formel 5

Padborg Park 2,150 km

Heat 3

2018.04.22. 14:55

Race (15:00 and 1 Laps) started at 15:04:07

Pos	No.	Name	Nat.	Car	Class	Laps	Total Tm	Diff	Gap	Best Tm
1	4	Casper T. Hansen	DNK	Mygale M14-F4	Formel 4	16	16:25.528			59.849
2	43	Mikkel Grundtvig	DNK	Mygale M14-F4	Formel 4	16	16:30.731	5.203	5.203	1:00.424
3	5	Casper Pilgaard	DNK	Mygale M14 - F4	Formel 4	16	16:33.585	8.057	2.854	1:00.173
4	85	Valdemar Eriksen	DNK	Mygale F4	Formel 4	16	16:38.964	13.436	5.379	1:00.337
5	8	Malthe Jakobsen	DNK	Mygale M14-F4	Formel 4	16	16:39.297	13.769	0.333	1:00.504
6	7	Frederik Kikkenborg	DNK	Mygale Renault	Formel 4	16	16:49.152	23.624	9.855	1:01.312
7	14	Aske Nygaard Bramming	DNK	Mygale M14-F4	Formel 4	16	16:49.222	23.694	0.070	59.903
8	16	Martin Harritz Nielsen	DNK	Mygale SJ07 F5	Formel 5	15	16:28.624	1 Lap	1 Lap	1:03.481

Not classified (75% = 12 Laps)

DNS	47	Mads Hoe	DNK	Mygale F5	Formel 5			DNS		
DNS	39	Line Sonderskov	DNK	Ray GR08	Formel 5			DNS		
DNS	25	Lucas Daugaard	DNK	Ray GR07	Formel 5			DNS		
DNS	94	Jesper Nyvang Pedersen	DNK	MyGale SJ07 F5	Formel 5			DNS		
DNS	11	Rask Ingemann Lambertson	DNK	Mygale SJ08 F5	Formel 5			DNS		
DQ	6	Brad Dias	IND	Renualt Formel 4	Formel 4	11	11:56.697	DQ		1:00.902
DQ	67	Jonas Lindhard Nielsen	DNK	Mygale Formel 4	Formel 4	5	5:30.514	DQ		1:01.047

Announcements

#67 - Tyvstart - 1 Strafbane / Jump start - 1 penalty lane

#6 - Traenger #14 i Sving1 - 1 Strafbane / Pushing #14 in Turn1

#67 - DQ - For ikke at respektere flag fra officials / DQ - Not respect the flags of the marshals

#6 - DQ - For ikke at respektere flag fra officials / DQ - Not respect the flags of the marshals

Margin of Victory	Avg. Speed	Best Lap Tm	Best Speed	Best Lap by
5.203	125,659	59.849	129,325	4 - Casper T. Hansen

Orbits

These results are provisional, until the conclusion of any judicial and technical inquiries.

Hans-Jorn Sogaard Andersen
Clerk of the Course

Attila Boros
Chief Timekeeper

Padborg Park Open

Sorted on Laps

F4 Renault / Formel 5

Padborg Park 2,150 km

Heat 3

2018.04.22. 14:55

Race (15:00 and 1 Laps) started at 15:04:07

Pos	No.	Name	Nat.	Car	Class	Laps	Total Tm	Diff	Gap	Best Tm
Formel 4										
1	4	Casper T. Hansen	DNK	Mygale M14-F4	Formel 4	16	16:25.528			59.849
2	43	Mikkel Grundtvig	DNK	Mygale M14-F4	Formel 4	16	16:30.731	5.203	5.203	1:00.424
3	5	Casper Pilgaard	DNK	Mygale M14 - F4	Formel 4	16	16:33.585	8.057	2.854	1:00.173
4	85	Valdemar Eriksen	DNK	Mygale F4	Formel 4	16	16:38.964	13.436	5.379	1:00.337
5	8	Malthe Jakobsen	DNK	Mygale M14-F4	Formel 4	16	16:39.297	13.769	0.333	1:00.504
6	7	Frederik Kikkenborg	DNK	Mygale Renault	Formel 4	16	16:49.152	23.624	9.855	1:01.312
7	14	Aske Nygaard Bramming	DNK	Mygale M14-F4	Formel 4	16	16:49.222	23.694	0.070	59.903

Not classified (75% = 12 Laps)

DQ	6	Brad Dias	IND	Renualt Formel 4	Formel 4	11	11:56.697	DQ		1:00.902
DQ	67	Jonas Lindhard Nielsen	DNK	Mygale Formel 4	Formel 4	5	5:30.514	DQ		1:01.047

Formel 5

1	16	Martin Harritz Nielsen	DNK	Mygale SJ07 F5	Formel 5	15	16:28.624			1:03.481
---	----	------------------------	-----	----------------	----------	----	-----------	--	--	----------

Not classified (75% = 12 Laps)

DNS	47	Mads Hoe	DNK	Mygale F5	Formel 5			DNS		
DNS	39	Line Sonderskov	DNK	Ray GR08	Formel 5			DNS		
DNS	25	Lucas Daugaard	DNK	Ray GR07	Formel 5			DNS		
DNS	94	Jesper Nyvang Pedersen	DNK	MyGale SJ07 F5	Formel 5			DNS		
DNS	11	Rask Ingemann Lambertson	DNK	Mygale SJ08 F5	Formel 5			DNS		

Announcements

#67 - Tyvstart - 1 Strafbane / Jump start - 1 penalty lane

#6 - Traenger #14 i Sving1 - 1 Strafbane / Pushing #14 in Turn1

#67 - DQ - For ikke at respektere flag fra officials / DQ - Not respect the flags of the marshals

#6 - DQ - For ikke at respektere flag fra officials / DQ - Not respect the flags of the marshals

Margin of Victory	Avg. Speed	Best Lap Tm	Best Speed	Best Lap by
5.203	125,659	59.849	129,325	4 - Casper T. Hansen

Orbits

These results are provisional, until the conclusion of any judicial and technical inquiries.

Hans-Jorn Sogaard Andersen
Clerk of the Course

Attila Boros
Chief Timekeeper

Padborg Park Open

F4 Renault / Formel 5

Padborg Park 2,150 km

Heat 3

2018.04.22. 14:55

Race (15:00 and 1 Laps) started at 15:04:07

Lap	Time of Day	Lap Tm	Diff	S1 Tm	S2 Tm	S3 Tm	Lap	Time of Day	Lap Tm	Diff	S1 Tm	S2 Tm	S3 Tm
(4) Casper T. Hansen													
1	15:05:25.126	1:01.392	+1.543	19.940	26.152	15.300	1	15:05:30.202	1:04.287	+3.783	20.976	27.517	15.794
2	15:06:25.965	1:00.839	+0.990	19.656	25.968	15.215	2	15:06:32.622	1:02.420	+1.916	20.309	26.975	15.136
3	15:07:26.401	1:00.436	+0.587	19.522	25.765	15.149	3	15:07:33.690	1:01.068	+0.564	19.826	26.226	15.016
4	15:08:26.465	1:00.064	+0.215	19.395	25.648	15.021	4	15:08:34.419	1:00.729	+0.225	19.636	26.064	15.029
5	15:09:26.492	1:00.027	+0.178	19.335	25.637	15.055	5	15:09:34.990	1:00.571	+0.067	19.611	25.975	14.985
6	15:10:26.487	59.995	+0.146	19.401	25.632	14.962	6	15:10:35.494	1:00.504		19.651	25.859	14.994
7	15:11:26.336	59.849		19.311	25.526	15.012	7	15:11:36.110	1:00.616	+0.112	19.669	25.858	15.089
8	15:12:27.063	1:00.727	+0.878	19.752	25.912	15.063	8	15:12:38.200	1:02.090	+1.586	20.039	26.630	15.421
9	15:13:27.958	1:00.895	+1.046	19.776	25.997	15.122	9	15:13:40.325	1:02.125	+1.621	20.603	26.360	15.162
10	15:14:28.792	1:00.834	+0.985	19.683	25.969	15.182	10	15:14:41.317	1:00.992	+0.488	19.753	26.140	15.099
11	15:15:29.276	1:00.484	+0.635	19.481	25.820	15.183	11	15:15:42.335	1:01.018	+0.514	19.761	26.174	15.083
12	15:16:29.722	1:00.446	+0.597	19.523	25.829	15.094	12	15:16:43.023	1:00.688	+0.184	19.695	25.959	15.034
13	15:17:30.048	1:00.326	+0.477	19.460	25.714	15.152	13	15:17:43.753	1:00.730	+0.226	19.738	25.972	15.020
14	15:18:30.401	1:00.353	+0.504	19.439	25.810	15.104	14	15:18:44.468	1:00.715	+0.211	19.701	26.022	14.992
15	15:19:30.685	1:00.284	+0.435	19.368	25.928	14.988	15	15:19:45.214	1:00.746	+0.242	19.638	26.099	15.009
16	15:20:33.180	1:02.495	+2.646	19.485	25.788	17.222	16	15:20:46.949	1:01.735	+1.231	19.819	26.127	15.789
(7) Frederik Kikkenborg													
1	15:05:29.354	1:03.806	+2.494	20.806	27.341	15.659	1	15:05:29.354	1:03.806	+2.494	20.806	27.341	15.659
2	15:06:33.438	1:04.084	+2.772	20.291	28.352	15.441	2	15:06:33.438	1:04.084	+2.772	20.291	28.352	15.441
3	15:07:36.232	1:02.794	+1.482	20.217	27.310	15.267	3	15:07:36.232	1:02.794	+1.482	20.217	27.310	15.267
4	15:08:37.622	1:01.390	+0.078	20.048	26.199	15.143	4	15:08:37.622	1:01.390	+0.078	20.048	26.199	15.143
5	15:09:39.269	1:01.647	+0.335	19.865	26.357	15.425	5	15:09:39.269	1:01.647	+0.335	19.865	26.357	15.425
6	15:10:40.811	1:01.542	+0.230	20.008	26.165	15.369	6	15:10:40.811	1:01.542	+0.230	20.008	26.165	15.369
7	15:11:42.140	1:01.329	+0.017	20.029	26.082	15.218	7	15:11:42.140	1:01.329	+0.017	20.029	26.082	15.218
8	15:12:43.452	1:01.312		19.788	26.463	15.061	8	15:12:43.452	1:01.312		19.788	26.463	15.061
9	15:13:45.487	1:02.035	+0.723	20.155	26.600	15.280	9	15:13:45.487	1:02.035	+0.723	20.155	26.600	15.280
10	15:14:47.327	1:01.840	+0.528	20.030	26.426	15.384	10	15:14:47.327	1:01.840	+0.528	20.030	26.426	15.384
11	15:15:48.874	1:01.547	+0.235	20.147	26.256	15.144	11	15:15:48.874	1:01.547	+0.235	20.147	26.256	15.144
12	15:16:50.349	1:01.475	+0.163	19.981	26.310	15.184	12	15:16:50.349	1:01.475	+0.163	19.981	26.310	15.184
13	15:17:51.975	1:01.626	+0.314	19.770	26.601	15.255	13	15:17:51.975	1:01.626	+0.314	19.770	26.601	15.255
14	15:18:53.650	1:01.675	+0.363	19.929	26.536	15.210	14	15:18:53.650	1:01.675	+0.363	19.929	26.536	15.210
15	15:19:55.090	1:01.440	+0.128	19.956	26.344	15.140	15	15:19:55.090	1:01.440	+0.128	19.956	26.344	15.140
16	15:20:56.804	1:01.714	+0.402	20.040	26.282	15.392	16	15:20:56.804	1:01.714	+0.402	20.040	26.282	15.392
(14) Aske Nygaard Bramming													
1	15:05:29.597	1:03.221	+3.318	20.636	26.964	15.621	1	15:05:29.597	1:03.221	+3.318	20.636	26.964	15.621
2	15:06:31.572	1:01.975	+2.072	20.156	26.616	15.203	2	15:06:31.572	1:01.975	+2.072	20.156	26.616	15.203
3	15:07:32.023	1:00.451	+0.548	19.554	25.923	14.974	3	15:07:32.023	1:00.451	+0.548	19.554	25.923	14.974
4	15:08:31.926	59.903		19.332	25.714	14.857	4	15:08:31.926	59.903		19.332	25.714	14.857
5	15:09:32.401	1:00.475	+0.572	19.442	26.001	15.032	5	15:09:32.401	1:00.475	+0.572	19.442	26.001	15.032
6	15:10:33.314	1:00.913	+1.010	19.737	25.884	15.292	6	15:10:33.314	1:00.913	+1.010	19.737	25.884	15.292
7	15:11:51.102	1:17.788	+17.885	36.177	26.334	15.277	7	15:11:51.102	1:17.788	+17.885	36.177	26.334	15.277
8	15:12:51.312	1:00.210	+0.307	19.479	25.752	14.979	8	15:12:51.312	1:00.210	+0.307	19.479	25.752	14.979
9	15:13:51.676	1:00.364	+0.461	19.424	25.854	15.086	9	15:13:51.676	1:00.364	+0.461	19.424	25.854	15.086
10	15:14:51.809	1:00.133	+0.230	19.388	25.825	14.920	10	15:14:51.809	1:00.133	+0.230	19.388	25.825	14.920
11	15:15:51.720	59.911	+0.008	19.423	25.623	14.865	11	15:15:51.720	59.911	+0.008	19.423	25.623	14.865
12	15:16:52.140	1:00.420	+0.517	19.611	25.853	14.956	12	15:16:52.140	1:00.420	+0.517	19.611	25.853	14.956
13	15:17:52.914	1:00.774	+0.871	19.397	25.729	15.648	13	15:17:52.914	1:00.774	+0.871	19.397	25.729	15.648
14	15:18:54.047	1:01.133	+1.230	19.916	26.024	15.193	14	15:18:54.047	1:01.133	+1.230	19.916	26.024	15.193
15	15:19:55.576	1:01.529	+1.626	19.794	26.482	15.253	15	15:19:55.576	1:01.529	+1.626	19.794	26.482	15.253
16	15:20:56.874	1:01.298	+1.395	19.747	26.280	15.271	16	15:20:56.874	1:01.298	+1.395	19.747	26.280	15.271
(16) Martin Harritz Nielsen													
1	15:05:33.172	1:07.082	+3.601	22.737	28.438	15.907	1	15:05:33.172	1:07.082	+3.601	22.737	28.438	15.907
2	15:06:37.920	1:04.748	+1.267	20.856	27.799	16.093	2	15:06:37.920	1:04.748	+1.267	20.856	27.799	16.093
3	15:07:42.220	1:04.300	+0.819	20.814	27.513	15.973	3	15:07:42.220	1:04.300	+0.819	20.814	27.513	15.973
4	15:08:46.301	1:04.081	+0.600	20.743	27.768	15.570	4	15:08:46.301	1:04.081	+0.600	20.743	27.768	15.570
5	15:09:49.911	1:03.610	+0.129	20.401	27.584	15.625	5	15:09:49.911	1:03.610	+0.129	20.401	27.584	15.625
6	15:10:53.392	1:03.481		20.298	27.661	15.522	6	15:10:53.392	1:03.481		20.298	27.661	15.522
7	15:11:57.968	1:04.576	+1.095	20.620	28.160	15.796	7	15:11:57.968	1:04.576	+1.095	20.620	28.160	15.796
8	15:13:04.747	1:06.779	+3.298	20.624	28.663	17.492	8	15:13:04.747	1:06.779	+3.298	20.624	28.663	17.492
9	15:14:08.860	1:04.113	+0.632	20.816	27.788	15.509	9	15:14:08.860	1:04.113	+0.632	20.816	27.788	15.509
10	15:15:12.640	1:03.780	+0.299	20.417	27.768	15.595	10	15:15:12.640	1:03.780	+0.299	20.417	27.768	15.595
11	15:16:16.848	1:04.208	+0.727	20.487	28.045	15.676	11	15:16:16.848	1:04.208	+0.727	20.487	28.045	15.676
12	15:17:22.657	1:05.809	+2.328	20.820	28.436	16.553	12	15:17:22.657	1:05.809	+2.328	20.820	28.436	16.553
13	15:18:26.647	1:03.990	+0.509	20.665	27.807	15.518	13	15:18:26.647	1:03.990	+0.509	20.665	27.807	15.518
14	15:19:32.079	1:05.432	+1.951	20.758	29.093	15.581	14	15:19:32.079	1:05.432	+1.951	20.758	29.093	15.581
15	15:20:36.276	1:04.197	+0.716	20.437	28.001	15.759	15	15:20:36.276	1:04.197	+0.716	20.437	28.001	15.759
(6) Brad Dias													
1	15:05:27.651	1:02.718	+1.816	20.664	26.724	15.330	1	15:05:27.651	1:02.718	+1.816	20.664	26.724	15.330
2	15:06:28.981	1:01.330	+0.428	19.974	26.192	15.164	2	15:06:28.981	1:01.330	+0.428	19.974	26.192	15.164
3	15:07:30.188	1:01.207	+0.305	19.815	26.246	15.146	3	15:07:30.188	1:01.207	+0.305	19.815	26.246	15.146
(8) Malthe Jakobsen													

These results are provisional, until the conclusion of any judicial and technical inquiries.

Hans-Jorn Sogaard Andersen
Clerk of the Course

Attila Boros
Chief Timekeeper

CHRONOMOTO
TIMING

Padborg Park Open

F4 Renault / Formel 5

Padborg Park 2,150 km

Heat 3

2018.04.22. 14:55

Race (15:00 and 1 Laps) started at 15:04:07

Lap	Time of Day	Lap Tm	Diff	S1 Tm	S2 Tm	S3 Tm	Lap	Time of Day	Lap Tm	Diff	S1 Tm	S2 Tm	S3 Tm
4	15:08:31.090	1:00.902		19.727	26.036	15.139							
5	15:09:32.071	1:00.981	+0.079	19.855	26.040	15.086							
6	15:10:33.313	1:01.242	+0.340	19.778	25.938	15.526							
7	15:11:35.477	1:02.164	+1.262	20.366	26.698	15.100							
8	15:12:38.144	1:02.667	+1.765	19.996	27.169	15.502							
9	15:13:41.505	1:03.361	+2.459	21.583	26.533	15.245							
10	15:14:42.824	1:01.319	+0.417	19.878	26.310	15.131							
p11	15:16:04.349	1:21.525	+20.623	19.771	26.167								

(67) Jonas Lindhard Nielsen

1	15:05:27.032	1:02.510	+1.463	20.526	26.743	15.241
2	15:06:28.324	1:01.292	+0.245	19.835	26.390	15.067
3	15:07:29.630	1:01.306	+0.259	19.983	26.335	14.988
4	15:08:30.677	1:01.047		19.728	26.204	15.115
p5	15:09:38.166	1:07.489	+6.442	19.759	26.128	

Orbits

These results are provisional, until the conclusion of any judicial and technical inquiries.



Hans-Jorn Sogaard Andersen
Clerk of the Course



Attila Boros
Chief Timekeeper



CHRONOMOTO
TIMING

Padborg Park Open

Sorted on Best Lap time

Super Seven Racing

Padborg Park 2,150 km

Starting List - Modified

2018.04.22.

Practice

Pos	No.	Name	Driver Lic.	Nat.	Club Name	ClubCode	Car	Class
1	108	Nicolaj Hansson	34822	DNK	The MG Car Club Denmark	MG-069	Classic Yamaha R1	Super Seven
2	126	Steffen Hansen	16984	DNK	Hjorring Automobilsports Klub	HAK-098	Seven Eleven Suzuki Hayabusa	Super Seven
3	127	Kurt Jepsen	34378	DNK	Djursland Motor Klub Auto	DMKA-006	Seven Eleven Suzuki GSXR	Super Seven
4	134	Mikkel Holch	2928	DNK	Djursland Motor Klub Auto	DMKA-006	Classic Yamaha R1	Super Seven
5	140	Troels Christiansen	6579	DNK	Korsor Kart Klub	KKK-095	Stuart Taylor Suzuki GSX-R1000	Super Seven
6	142	Carsten Lauridsen	14155	DNK	Djursland Motor Klub Auto	DMKA-006	Seven Eleven Suzuki B-King	Super Seven
7	147	Lars Henriksen	61403	DNK	Motor Sport Sønderjylland	MSS-022	Classic Yamaha R1	Super Seven
8	148	Michael Andersen	82899	DNK	Hjorring Automobilsports Klub	HAK-098	Seven Eleven Suzuki Hayabusa	Super Seven
9	188	Hans Ryser	872	DNK	Djursland Motor Klub Auto	DMKA-006	Seven Eleven Stuart Taylor ZX12R	Super Seven
10	152	Nicolaj Bjerre	35590	DNK	Djursland Motor Klub Auto	DMKA-006	Seven Eleven Yamaha R1	Super Seven

Padborg Park Open

Sorted on Best Lap time

Super Seven Racing

Padborg Park 2,150 km

Free Practice

2018.04.21. 08:45

Practice (20:00 Time) started at 8:46:27

Pos	No.	Name	Nat.	Car	Class	Laps	Best Tm	Diff	Gap	In Lap
1	126	Steffen Hansen	DNK	Seven Eleven Suzuki Hayabusa	Super Seven	16	1:04.161			15
2	142	Carsten Lauridsen	DNK	Seven Eleven Suzuki B-King	Super Seven	16	1:04.265	0.104	0.104	13
3	127	Kurt Jepsen	DNK	Seven Eleven Suzuki GSXR	Super Seven	15	1:06.910	2.749	2.645	7
4	140	Troels Christiansen	DNK	Stuart Taylor Suzuki GSX-R1000	Super Seven	15	1:08.490	4.329	1.580	14
5	134	Mikkel Holch	DNK	Classic Yamaha R1	Super Seven	4	1:08.568	4.407	0.078	3
6	147	Lars Henriksen	DNK	Classic Yamaha R1	Super Seven	8	1:09.578	5.417	1.010	6
7	148	Michael Andersen	DNK	Seven Eleven Suzuki Hayabusa	Super Seven	14	1:10.581	6.420	1.003	12

Not classified

DNF	188	Hans Ryser	DNK	Seven Eleven Stuart Taylor ZX12R	Super Seven					0
DNF	108	Nicolaj Hansson	DNK	Classic Yamaha R1	Super Seven					0

Padborg Park Open

Super Seven Racing

Padborg Park 2,150 km

Free Practice

2018.04.21. 08:45

Practice (20:00 Time) started at 8:46:27

Lap	Time of Day	Lap Tm	Diff	S1 Tm	S2 Tm	S3 Tm
(126) Steffen Hansen						
1	8:48:42.270	1:25.497	+21.336	22.420	36.885	26.192
2	8:50:53.058	2:10.788	+1:06.627	41.741	59.883	29.164
3	8:52:41.336	1:48.278	+44.117	44.506	44.808	18.964
4	8:53:48.968	1:07.632	+3.471	21.773	29.292	16.567
5	8:54:54.994	1:06.026	+1.865	21.240	28.546	16.240
6	8:56:00.581	1:05.587	+1.426	21.185	28.126	16.276
7	8:57:05.614	1:05.033	+0.872	20.900	27.995	16.138
8	8:58:10.003	1:04.389	+0.228	20.689	27.735	15.965
9	8:59:14.751	1:04.748	+0.587	20.997	27.884	15.867
10	9:00:21.979	1:07.228	+3.067	20.896	30.126	16.206
11	9:01:26.738	1:04.759	+0.598	20.882	27.771	16.106
12	9:02:30.967	1:04.229	+0.068	20.823	27.428	15.978
13	9:03:36.308	1:05.341	+1.180	21.352	28.014	15.975
14	9:04:41.434	1:05.126	+0.965	20.831	28.233	16.062
15	9:05:45.595	1:04.161		20.761	27.436	15.964
16	9:06:50.368	1:04.773	+0.612	20.865	27.725	16.183

Lap	Time of Day	Lap Tm	Diff	S1 Tm	S2 Tm	S3 Tm
(142) Carsten Lauridsen						
1	8:49:01.343	1:33.247	+28.982	26.549	40.385	26.313
2	8:50:58.202	1:56.859	+52.594	28.589	59.105	29.165
3	8:52:48.791	1:50.589	+46.324	44.118	45.137	21.334
4	8:53:59.724	1:10.933	+6.668	22.897	30.862	17.174
5	8:55:07.359	1:07.635	+3.370	21.252	29.319	17.064
6	8:56:14.475	1:07.116	+2.851	21.232	29.123	16.761
7	8:57:20.970	1:06.495	+2.230	21.070	28.788	16.637
8	8:58:27.694	1:06.724	+2.459	20.934	29.340	16.450
9	8:59:32.969	1:05.275	+1.010	20.852	28.401	16.022
10	9:00:38.136	1:05.167	+0.902	20.990	27.960	16.217
11	9:01:42.566	1:04.430	+0.165	20.620	27.911	15.899
12	9:02:47.750	1:05.184	+0.919	21.148	27.915	16.121
13	9:03:52.015	1:04.265		20.749	27.637	15.879
14	9:04:57.243	1:05.228	+0.963	21.472	27.397	16.359
15	9:06:18.453	1:21.210	+16.945	25.301	35.020	20.889
16	9:07:49.598	1:31.145	+26.880	32.627	36.672	21.846

Lap	Time of Day	Lap Tm	Diff	S1 Tm	S2 Tm	S3 Tm
(127) Kurt Jepsen						
1	8:48:55.240	1:28.599	+21.689	25.566	36.890	26.143
2	8:50:55.878	2:00.638	+53.728	32.312	59.130	29.196
3	8:52:47.188	1:51.310	+44.400	44.444	45.369	21.497
4	8:53:58.122	1:10.934	+4.024	22.460	31.079	17.395
5	8:55:05.691	1:07.569	+0.659	21.845	28.818	16.906
6	8:56:13.381	1:07.690	+0.780	21.596	29.199	16.895
7	8:57:20.291	1:06.910		21.297	28.852	16.761
8	8:58:27.975	1:07.684	+0.774	21.384	29.025	17.275
9	8:59:34.894	1:06.919	+0.009	21.232	28.985	16.702
10	9:00:42.349	1:07.455	+0.545	21.089	28.542	17.824
11	9:01:49.800	1:07.451	+0.541	21.579	29.003	16.869
12	9:02:56.933	1:07.133	+0.223	21.702	28.838	16.593
p13	9:04:23.646	1:26.713	+19.803	21.591	29.203	
14	9:06:05.957	1:42.311	+35.401	31.020	31.020	17.610
15	9:07:13.730	1:07.773	+0.863	21.867	28.714	17.192

Lap	Time of Day	Lap Tm	Diff	S1 Tm	S2 Tm	S3 Tm
(140) Troels Christiansen						
1	8:48:59.365	1:33.490	+25.000	25.825	42.034	25.631
2	8:50:56.894	1:57.529	+49.039	29.747	58.827	28.955
3	8:52:48.303	1:51.409	+42.919	44.604	45.535	21.270
4	8:54:01.667	1:13.364	+4.874	24.456	31.025	17.883
5	8:55:14.285	1:12.618	+4.128	22.778	32.119	17.721
6	8:56:26.715	1:12.430	+3.940	23.299	31.366	17.765
7	8:57:39.421	1:12.706	+4.216	23.990	31.357	17.359
8	8:58:51.701	1:12.280	+3.790	23.225	31.500	17.555
9	9:00:03.933	1:12.232	+3.742	23.125	31.444	17.663
10	9:01:15.430	1:11.497	+3.007	23.024	31.082	17.391
11	9:02:30.457	1:15.027	+6.537	28.178	30.129	16.720
12	9:03:39.789	1:09.332	+0.842	22.804	29.571	16.957
13	9:05:01.772	1:21.983	+13.493	22.570	38.228	21.185
14	9:06:10.262	1:08.490		22.015	29.686	16.789
15	9:07:18.839	1:08.577	+0.087	21.995	29.429	17.153

Lap	Time of Day	Lap Tm	Diff	S1 Tm	S2 Tm	S3 Tm
(134) Mikkel Holch						
p1	8:53:33.074	1:19.825	+11.257	23.610	30.448	
2	8:57:47.862	4:14.788	+3:06.220	31.458	17.301	

Lap	Time of Day	Lap Tm	Diff	S1 Tm	S2 Tm	S3 Tm
3	8:58:56.430	1:08.568		21.971	29.326	17.271
p4	9:01:02.366	2:05.936	+57.368	32.504	48.265	
(147) Lars Henriksen						
1	8:49:04.807	1:33.547	+23.969	26.705	39.220	27.622
2	8:50:59.964	1:55.157	+45.579	26.822	59.570	28.765
3	8:52:50.087	1:50.123	+40.545	44.299	44.648	21.176
4	8:54:02.574	1:12.487	+2.909	23.158	31.798	17.531
5	8:55:13.731	1:11.157	+1.579	22.573	31.086	17.498
6	8:56:23.309	1:09.578		22.915	29.425	17.238
7	8:57:33.173	1:09.864	+0.286	22.388	30.371	17.105
p8	8:58:59.828	1:26.655	+17.077	22.002	30.667	

Lap	Time of Day	Lap Tm	Diff	S1 Tm	S2 Tm	S3 Tm
(148) Michael Andersen						
1	8:48:49.753	1:27.981	+17.400	25.693	36.491	25.797
2	8:50:54.782	2:05.029	+54.448	36.376	59.068	29.585
3	8:52:44.653	1:49.871	+39.290	44.279	45.489	20.103
4	8:54:00.589	1:15.936	+5.355	24.560	33.056	18.320
5	8:55:13.274	1:12.685	+2.104	23.251	32.013	17.421
6	8:56:26.331	1:13.057	+2.476	23.697	31.587	17.773
7	8:57:39.040	1:12.709	+2.128	23.898	31.577	17.234
8	8:58:51.054	1:12.014	+1.433	23.287	31.610	17.117
9	9:00:03.550	1:12.496	+1.915	23.245	31.911	17.340
10	9:01:15.075	1:11.525	+0.944	22.976	31.273	17.276
11	9:02:28.700	1:13.625	+3.044	23.359	32.156	18.110
12	9:03:39.281	1:10.581		22.964	30.827	16.790
13	9:04:53.121	1:13.840	+3.259	22.543	33.621	17.676
14	9:06:34.458	1:41.337	+30.756	23.571	59.637	18.129

Hans-Jorn Sogaard Andersen
Clerk of the Course

Attila Boros
Chief Timekeeper



Padborg Park Open

Sorted on Best Lap time

Super Seven Racing

Padborg Park 2,150 km

Timed Practice - Modified

2018.04.21. 15:10

Qualifying (20:00 Time) started at 15:10:11

Pos	No.	Name	Nat.	Car	Class	Laps	Best Tm	Diff	Gap	In Lap
1	126	Steffen Hansen	DNK	Seven Eleven Suzuki Hayab	Super Seven	15	1:04.923			3
2	142	Carsten Lauridsen	DNK	Seven Eleven Suzuki B-King	Super Seven	10	1:05.408	0.485	0.485	8
3	134	Mikkel Holch	DNK	Classic Yamaha R1	Super Seven	17	1:05.613	0.690	0.205	12
4	152	Nicolaj Bjerre	DNK	Seven Eleven Yamaha R1	Super Seven	15	1:06.361	1.438	0.748	11
5	108	Nicolaj Hansson	DNK	Classic Yamaha R1	Super Seven	12	1:06.658	1.735	0.297	9
6	127	Kurt Jepsen	DNK	Seven Eleven Suzuki GSXR	Super Seven	16	1:07.331	2.408	0.673	9
7	147	Lars Henriksen	DNK	Classic Yamaha R1	Super Seven	16	1:07.432	2.509	0.101	12
8	140	Troels Christiansen	DNK	Stuart Taylor Suzuki GSX-R	Super Seven	15	1:07.806	2.883	0.374	8
9	188	Hans Ryser	DNK	Seven Eleven Stuart Taylor	Super Seven	17	1:07.860	2.937	0.054	10
10	148	Michael Andersen	DNK	Seven Eleven Suzuki Hayab	Super Seven	17	1:10.035	5.112	2.175	8

Announcements

#188 - Bedste tid sat under gul slettes/Best and 2nd best time set under yellow flag were elaminated

#147 - Bedste tid sat under gul slettes / The Best time set under yellow flag was elaminated

Orbits

These results are provisional, until the conclusion of any judicial and technical inquiries.



Hans-Jorn Sogaard Andersen
Clerk of the Course



Attila Boros
Chief Timekeeper



CHRONOMOTO
TIMING

Padborg Park Open

Super Seven Racing

Padborg Park 2,150 km

Timed Practice - Modified

2018.04.21. 15:10

Qualifying (20:00 Time) started at 15:10:11

Lap	Time of Day	Lap Tm	Diff	S1 Tm	S2 Tm	S3 Tm	Lap	Time of Day	Lap Tm	Diff	S1 Tm	S2 Tm	S3 Tm
(126) Steffen Hansen							8	15:20:20.450	1:07.043	+0.385	21.643	29.172	16.228
1	15:12:04.456	1:09.763	+4.840	23.958	29.528	16.277	9	15:21:27.108	1:06.658		21.633	28.843	16.182
2	15:13:10.109	1:05.653	+0.730	21.568	28.045	16.040	10	15:22:35.293	1:08.185	+1.527	22.066	29.656	16.463
3	15:14:15.032	1:04.923		21.184	27.836	15.903	11	15:23:43.132	1:07.839	+1.181	21.807	29.505	16.527
p4	15:15:35.753	1:20.721	+15.798	20.861	28.047		12	15:24:51.417	1:08.285	+1.627	21.718	29.583	16.984
5	15:17:05.730	1:29.977	+25.054		28.303	15.797	(127) Kurt Jepsen						
6	15:18:16.211	1:10.481	+5.558	20.974	33.420	16.087	1	15:12:14.387	1:15.215	+7.884	25.421	32.319	17.475
7	15:19:21.660	1:05.449	+0.526	21.331	28.114	16.004	2	15:13:23.702	1:09.315	+1.984	22.209	29.755	17.351
8	15:20:28.293	1:06.633	+1.710	21.107	28.760	16.766	3	15:14:32.363	1:08.661	+1.330	21.925	29.535	17.201
9	15:21:34.919	1:06.626	+1.703	22.302	28.108	16.216	4	15:15:41.682	1:09.319	+1.988	21.911	29.970	17.438
10	15:22:39.923	1:05.004	+0.081	21.060	27.931	16.013	5	15:16:49.128	1:07.446	+0.115	21.521	29.331	16.594
p11	15:24:01.172	1:21.249	+16.326	21.453	28.113		6	15:17:57.003	1:07.875	+0.544	21.642	29.222	17.011
12	15:26:48.792	2:47.620	+1:42.697	28.010	16.355	7	15:19:04.925	1:07.922	+0.591	21.962	28.971	16.989	
13	15:27:54.030	1:05.238	+0.315	21.035	27.873	16.330	8	15:20:12.950	1:08.025	+0.694	21.800	29.222	17.003
14	15:28:59.378	1:05.348	+0.425	21.153	27.732	16.463	9	15:21:20.281	1:07.331		21.526	28.993	16.812
p15	15:30:21.077	1:21.699	+16.776	21.254	27.766		10	15:22:28.814	1:08.533	+1.202	21.922	29.273	17.338
(142) Carsten Lauridsen							11	15:23:36.861	1:08.047	+0.716	21.830	29.007	17.210
1	15:12:45.980	1:14.287	+8.879	24.600	31.621	18.066	12	15:24:44.483	1:07.622	+0.291	21.728	28.937	16.957
2	15:13:54.280	1:08.300	+2.892	22.188	29.087	17.025	13	15:25:53.169	1:08.686	+1.355	21.964	29.582	17.140
3	15:15:03.563	1:09.283	+3.875	22.810	29.213	17.260	14	15:27:03.238	1:10.069	+2.738	21.785	28.628	19.656
4	15:16:13.167	1:09.604	+4.196	22.852	29.756	16.996	p15	15:28:37.985	1:34.747	+27.416	21.702	29.215	
5	15:17:20.107	1:06.940	+1.532	21.450	29.092	16.398	16	15:30:51.600	2:13.615	+1:06.284	29.424		20.314
6	15:18:27.168	1:07.061	+1.653	21.875	28.738	16.448	(147) Lars Henriksen						
7	15:19:32.721	1:05.553	+0.145	21.043	28.427	16.083	1	15:12:15.075	1:14.629	+7.197	25.035	32.333	17.261
8	15:20:38.129	1:05.408		21.277	28.035	16.096	2	15:13:26.168	1:11.093	+3.661	22.848	30.916	17.329
p9	15:22:05.868	1:27.739	+22.331	21.701	31.538	29.078	3	15:14:34.595	1:08.427	+0.995	22.162	29.431	16.834
p10	15:24:51.623	2:45.755	+1:40.347				4	15:15:42.770	1:08.175	+0.743	21.573	29.746	16.856
(134) Mikkel Holch							5	15:16:50.372	1:07.602	+0.170	21.890	29.152	16.560
1	15:12:16.658	1:13.535	+7.922	25.286	30.523	17.726	6	15:17:57.908	1:07.536	+0.104	21.673	29.022	16.841
2	15:13:25.426	1:08.768	+3.155	21.801	30.241	16.726	7	15:19:05.468	1:07.560	+0.128	21.724	29.280	16.556
3	15:14:32.986	1:07.560	+1.947	21.653	28.867	17.040	8	15:20:13.288	1:07.820	+0.388	21.834	29.265	16.721
4	15:15:40.474	1:07.488	+1.875	21.585	29.396	16.507	p9	15:21:37.762	1:24.474	+17.042	21.797	29.136	
5	15:16:47.370	1:06.896	+1.283	21.705	28.806	16.385	10	15:23:56.947	2:19.185	+1:11.753		30.386	16.923
6	15:17:53.740	1:06.370	+0.757	21.463	28.483	16.424	11	15:25:05.128	1:08.181	+0.749	21.911	29.592	16.678
7	15:18:59.808	1:06.068	+0.455	21.373	28.501	16.194	12	15:26:12.560	1:07.432		21.330	29.179	16.923
p8	15:20:13.597	1:13.789	+8.176	21.334	29.185		13	15:27:20.085	1:07.525	+0.093	21.562	29.238	16.725
9	15:22:02.262	1:48.665	+43.052	28.511	16.348	14	15:28:27.846	1:07.761	+0.329	21.900	29.145	16.716	
10	15:23:08.639	1:06.377	+0.764	21.613	28.338	16.426	15	15:29:35.364	1:07.518	+0.086	21.670	28.983	16.865
11	15:24:15.742	1:07.103	+1.490	21.729	28.813	16.561	16	15:30:42.685	1:07.321	-0.111	21.799	28.994	16.528
12	15:25:21.355	1:05.613		21.259	28.045	16.309	(140) Troels Christiansen						
13	15:26:28.354	1:06.999	+1.386	21.492	28.588	16.919	1	15:12:11.259	1:14.752	+6.946	24.672	32.398	17.682
14	15:27:35.028	1:06.674	+1.061	21.512	28.890	16.272	2	15:13:22.334	1:11.075	+3.269	22.782	30.840	17.453
15	15:28:41.812	1:06.784	+1.171	21.686	28.541	16.557	3	15:14:33.516	1:11.182	+3.376	22.365	30.120	18.697
16	15:29:47.991	1:06.179	+0.566	21.502	28.518	16.159	4	15:15:44.049	1:10.533	+2.727	22.398	31.246	16.889
17	15:30:54.159	1:06.168	+0.555	21.366	28.671	16.131	5	15:16:53.016	1:08.967	+1.161	22.066	30.054	16.847
(152) Nicolaj Bjerre							6	15:18:01.230	1:08.214	+0.408	22.062	29.564	16.588
1	15:12:20.952	1:16.084	+9.723	24.669	33.884	17.531	7	15:19:11.001	1:09.771	+1.965	22.252	30.593	16.926
2	15:13:31.118	1:10.166	+3.805	22.514	31.013	16.639	8	15:20:18.807	1:07.806		21.987	29.253	16.566
3	15:14:39.559	1:08.441	+2.080	21.763	30.367	16.311	9	15:21:26.798	1:07.991	+0.185	22.024	29.380	16.587
4	15:15:47.706	1:08.147	+1.786	21.898	29.649	16.600	10	15:22:36.631	1:09.833	+2.027	23.113	29.890	16.830
5	15:16:55.421	1:07.715	+1.354	21.413	29.870	16.432	11	15:23:45.737	1:09.106	+1.300	22.141	29.881	17.084
6	15:18:02.301	1:06.880	+0.519	21.399	29.162	16.319	12	15:24:55.454	1:09.717	+1.911	23.071	29.344	17.302
7	15:19:09.569	1:07.268	+0.907	21.383	29.478	16.407	13	15:26:04.662	1:09.208	+1.402	22.684	29.482	17.042
8	15:20:16.800	1:07.231	+0.870	21.477	29.043	16.711	14	15:27:14.398	1:09.736	+1.930	22.235	29.493	18.008
9	15:21:24.370	1:07.570	+1.209	22.030	28.907	16.633	p15	15:28:45.677	1:31.279	+23.473	22.575	29.379	
10	15:22:31.350	1:06.980	+0.619	21.447	28.895	16.638	(188) Hans Ryser						
11	15:23:37.711	1:06.361		21.325	28.640	16.396	1	15:12:21.975	1:15.528	+7.668	24.963	32.598	17.967
12	15:24:44.917	1:07.206	+0.845	21.080	29.318	16.808	2	15:13:33.241	1:11.266	+3.406	23.213	30.858	17.195
13	15:25:52.871	1:07.954	+1.593	21.707	29.605	16.642	3	15:14:42.431	1:09.190	+1.330	22.290	30.213	16.687
14	15:27:00.366	1:07.495	+1.134	21.311	28.645	17.539	4	15:15:52.835	1:10.404	+2.544	22.337	30.676	17.391
p15	15:28:24.696	1:24.330	+17.969	21.679	29.096		5	15:17:01.622	1:08.787	+0.927	22.517	29.524	16.746
(108) Nicolaj Hansson							6	15:18:10.083	1:08.461	+0.601	22.336	29.316	16.809
1	15:12:17.126	1:15.524	+8.866	25.353	31.651	18.520	7	15:19:19.043	1:08.960	+1.100	22.387	29.973	16.600
2	15:13:27.010	1:09.884	+3.226	22.418	30.535	16.931	8	15:20:28.179	1:09.136	+1.276	22.346	29.535	17.255
3	15:14:37.508	1:10.498	+3.840	22.502	30.829	17.167	9	15:21:38.279	1:10.100	+2.240	23.609	29.588	16.903
4	15:15:47.050	1:09.542	+2.884	22.528	30.455	16.559	10	15:22:46.139	1:07.860		21.976	29.274	16.610
5	15:16:56.607	1:09.557	+2.899	21.541	31.579	16.437	11	15:23:55.488	1:09.349	+1.489	22.819	29.542	16.988
6	15:18:05.559	1:08.952	+2.294	21.972	30.402	16.578	12	15:25:03.908	1:08.420	+0.560	22.244	29.725	16.451
7	15:19:13.407	1:07.848	+1.190	21.712	2								

Padborg Park Open

Super Seven Racing

Padborg Park 2,150 km

Timed Practice - Modified

2018.04.21. 15:10

Qualifying (20:00 Time) started at 15:10:11

Lap	Time of Day	Lap Tm	Diff	S1 Tm	S2 Tm	S3 Tm	Lap	Time of Day	Lap Tm	Diff	S1 Tm	S2 Tm	S3 Tm
15	15:28:29.210	1:07.781	-0.079	22.162	29.202	16.417							
16	15:29:36.626	1:07.416	-0.444	21.830	29.103	16.483							
17	15:30:44.957	1:08.331	+0.471	22.212	29.217	16.902							
(148) Michael Andersen													
1	15:12:13.920	1:15.457	+5.422	25.745	32.538	17.174							
2	15:13:26.153	1:12.233	+2.198	23.735	30.886	17.612							
3	15:14:36.933	1:10.780	+0.745	23.125	30.690	16.965							
4	15:15:48.140	1:11.207	+1.172	22.910	30.550	17.747							
5	15:16:58.827	1:10.687	+0.652	22.774	30.700	17.213							
6	15:18:09.421	1:10.594	+0.559	22.785	30.538	17.271							
7	15:19:19.562	1:10.141	+0.106	22.422	30.312	17.407							
8	15:20:29.597	1:10.035		22.744	30.386	16.905							
9	15:21:40.753	1:11.156	+1.121	22.794	31.064	17.298							
10	15:22:50.804	1:10.051	+0.016	22.660	30.092	17.299							
11	15:24:00.896	1:10.092	+0.057	22.599	30.447	17.046							
12	15:25:13.439	1:12.543	+2.508	23.115	32.151	17.277							
13	15:26:26.974	1:13.535	+3.500	22.842	30.689	20.004							
14	15:27:42.105	1:15.131	+5.096	22.731	32.831	19.569							
15	15:28:55.845	1:13.740	+3.705	23.206	30.994	19.540							
16	15:30:08.999	1:13.154	+3.119	22.949	30.798	19.407							
17	15:31:23.695	1:14.696	+4.661	25.080	31.158	18.458							

Padborg Park Open

Super Seven Racing

Padborg Park 2,150 km

Heat 1

2018.04.22. 09:40

Race (15:00 and 1 Laps)

POLE POSITION

1

1

126 Steffen Hansen
1:04.923

2

142 Carsten Lauridsen
1:05.408

2

3

134 Mikkel Holch
1:05.613

4

152 Nicolaj Bjerre
1:06.361

3

5

127 Kurt Jepsen
1:07.331

6

188 Hans Ryser
1:07.416

4

7

147 Lars Henriksen
1:07.432

8

140 Troels Christiansen
1:07.806

5

9

108 Nicolaj Hansson
1:07.839

10

148 Michael Andersen
1:10.035

Padborg Park Open

Sorted on Laps

Super Seven Racing

Padborg Park 2,150 km

Heat 1

2018.04.22. 09:40

Race (15:00 and 1 Laps) started at 9:42:14

Pos	No.	Name	Nat.	Car	Class	Laps	Total Tm	Diff	Gap	Best Tm
1	126	Steffen Hansen	DNK	Seven Eleven Suzuki Hayabusa	Super Seven	15	16:29.754			1:04.394
2	142	Carsten Lauridsen	DNK	Seven Eleven Suzuki B-King	Super Seven	15	16:45.157	15.403	15.403	1:05.313
3	152	Nicolaj Bjerre	DNK	Seven Eleven Yamaha R1	Super Seven	15	16:53.961	24.207	8.804	1:05.675
4	134	Mikkel Holch	DNK	Classic Yamaha R1	Super Seven	15	16:57.661	27.907	3.700	1:05.827
5	147	Lars Henriksen	DNK	Classic Yamaha R1	Super Seven	15	17:12.135	42.381	14.474	1:06.485
6	127	Kurt Jepsen	DNK	Seven Eleven Suzuki GSXR	Super Seven	15	17:13.086	43.332	0.951	1:06.695
7	140	Troels Christiansen	DNK	Stuart Taylor Suzuki GSX-R1000	Super Seven	15	17:32.213	1:02.459	19.127	1:07.500
8	188	Hans Ryser	DNK	Seven Eleven Stuart Taylor ZX12R	Super Seven	15	17:34.747	1:04.993	2.534	1:07.131
9	148	Michael Andersen	DNK	Seven Eleven Suzuki Hayabusa	Super Seven	14	17:01.183	1 Lap	1 Lap	1:10.517

Not classified (75% = 11 Laps)

DNS	108	Nicolaj Hansson	DNK	Classic Yamaha R1	Super Seven			DNS		
-----	-----	-----------------	-----	-------------------	-------------	--	--	-----	--	--

Margin of Victory	Avg. Speed	Best Lap Tm	Best Speed	Best Lap by
15.403	117,302	1:04.394	120,198	126 - Steffen Hansen

Orbits

These results are provisional, until the conclusion of any judicial and technical inquiries.

Hans-Jorn Sogaard Andersen
Clerk of the Course

Attila Boros
Chief Timekeeper

Padborg Park Open

Super Seven Racing

Padborg Park 2,150 km

Heat 1

2018.04.22. 09:40

Race (15:00 and 1 Laps) started at 9:42:14

Lap	Time of Day	Lap Tm	Diff	S1 Tm	S2 Tm	S3 Tm	Lap	Time of Day	Lap Tm	Diff	S1 Tm	S2 Tm	S3 Tm
(126) Steffen Hansen							5	9:48:17.105	1:07.946	+1.461	22.199	29.083	16.664
1	9:43:36.660	1:05.918	+1.524	21.613	28.169	16.136	6	9:49:24.339	1:07.234	+0.749	21.790	28.848	16.596
2	9:44:41.839	1:05.179	+0.785	21.019	28.184	15.976	7	9:50:31.380	1:07.041	+0.556	21.833	28.846	16.362
3	9:45:46.948	1:05.109	+0.715	21.177	28.017	15.915	8	9:51:38.293	1:06.913	+0.428	21.712	28.739	16.462
4	9:46:51.941	1:04.993	+0.599	21.171	27.851	15.971	9	9:52:45.020	1:06.727	+0.242	21.574	28.773	16.380
5	9:47:56.447	1:04.506	+0.112	20.984	27.778	15.744	10	9:53:51.505	1:06.485		21.458	28.816	16.211
6	9:49:01.052	1:04.605	+0.211	20.896	27.900	15.809	11	9:54:58.439	1:06.934	+0.449	21.629	28.810	16.495
7	9:50:05.812	1:04.760	+0.366	20.906	27.971	15.883	12	9:56:05.490	1:07.051	+0.566	21.739	29.037	16.275
8	9:51:10.537	1:04.725	+0.331	21.050	27.776	15.899	13	9:57:12.460	1:06.970	+0.485	21.795	28.739	16.436
9	9:52:15.224	1:04.687	+0.293	20.981	27.897	15.809	14	9:58:19.367	1:06.907	+0.422	21.377	29.121	16.409
10	9:53:19.618	1:04.394		20.822	27.712	15.860	15	9:59:26.535	1:07.168	+0.683	21.666	28.712	16.790
11	9:54:24.817	1:05.199	+0.805	21.216	27.959	16.024	(127) Kurt Jepsen						
12	9:55:29.435	1:04.618	+0.224	20.994	27.772	15.852	1	9:43:41.041	1:07.863	+1.168	22.387	29.197	16.279
13	9:56:33.999	1:04.564	+0.170	21.016	27.706	15.842	2	9:44:48.169	1:07.128	+0.433	21.881	28.880	16.367
14	9:57:38.934	1:04.935	+0.541	21.241	27.689	16.005	3	9:45:54.864	1:06.695		21.766	28.732	16.197
15	9:58:44.154	1:05.220	+0.826	21.047	27.613	16.560	4	9:47:02.493	1:07.629	+0.934	21.966	29.219	16.444
(142) Carsten Lauridsen							5	9:48:09.816	1:07.323	+0.628	21.961	28.857	16.505
1	9:43:38.013	1:06.581	+1.268	21.556	28.758	16.267	6	9:49:19.812	1:09.996	+3.301	21.514	31.047	17.435
2	9:44:43.669	1:05.656	+0.343	21.291	28.241	16.124	7	9:50:27.584	1:07.772	+1.077	21.897	29.288	16.587
3	9:45:49.545	1:05.876	+0.563	21.324	28.335	16.217	8	9:51:36.084	1:08.500	+1.805	22.342	29.282	16.876
4	9:46:55.088	1:05.543	+0.230	21.405	28.066	16.072	9	9:52:43.580	1:07.496	+0.801	21.754	28.920	16.822
5	9:48:01.047	1:05.959	+0.646	21.783	28.173	16.003	10	9:53:50.899	1:07.319	+0.624	21.937	28.652	16.730
6	9:49:06.682	1:05.635	+0.322	21.277	28.477	15.881	11	9:54:58.101	1:07.202	+0.507	21.758	28.926	16.518
7	9:50:12.401	1:05.719	+0.406	21.554	28.349	15.816	12	9:56:05.732	1:07.631	+0.936	21.822	29.230	16.579
8	9:51:17.714	1:05.313		21.088	28.428	15.797	13	9:57:13.309	1:07.577	+0.882	22.462	28.720	16.395
9	9:52:23.591	1:05.877	+0.564	21.501	28.351	16.025	14	9:58:20.026	1:06.717	+0.022	21.747	28.752	16.218
10	9:53:29.083	1:05.492	+0.179	21.146	28.545	15.801	15	9:59:27.486	1:07.460	+0.765	21.762	28.488	17.210
11	9:54:34.548	1:05.465	+0.152	21.239	28.396	15.830	(140) Troels Christiansen						
12	9:55:40.284	1:05.736	+0.423	21.231	28.595	15.910	1	9:43:45.597	1:11.261	+3.761	23.560	30.457	17.244
13	9:56:46.905	1:06.621	+1.308	21.909	28.561	16.151	2	9:44:55.978	1:10.381	+2.881	22.693	30.220	17.468
14	9:57:53.087	1:06.182	+0.869	21.926	28.334	15.922	3	9:46:06.938	1:10.960	+3.460	23.184	30.492	17.284
15	9:58:59.557	1:06.470	+1.157	21.634	28.845	15.991	4	9:47:16.225	1:09.287	+1.787	22.416	29.910	16.961
(152) Nicolaj Bjerre							5	9:48:24.922	1:08.697	+1.197	22.406	29.653	16.638
1	9:43:40.370	1:07.656	+1.981	21.783	29.195	16.678	6	9:49:33.650	1:08.728	+1.228	22.251	29.459	17.018
2	9:44:47.323	1:06.953	+1.278	21.836	28.860	16.257	7	9:50:42.136	1:08.486	+0.986	21.853	29.788	16.845
3	9:45:54.080	1:06.757	+1.082	21.812	28.765	16.180	8	9:51:49.873	1:07.737	+0.237	22.241	29.061	16.435
4	9:46:59.755	1:05.675		21.242	28.363	16.070	9	9:52:57.887	1:08.014	+0.514	22.132	29.262	16.620
5	9:48:06.397	1:06.642	+0.967	21.523	28.579	16.540	10	9:54:06.143	1:08.256	+0.756	22.342	29.446	16.468
6	9:49:12.805	1:06.408	+0.733	21.501	28.622	16.285	11	9:55:14.359	1:08.216	+0.716	22.374	29.244	16.598
7	9:50:20.160	1:07.355	+1.680	21.119	29.575	16.661	12	9:56:22.695	1:08.336	+0.836	22.258	29.284	16.794
8	9:51:26.617	1:06.457	+0.782	21.083	28.931	16.443	13	9:57:30.534	1:07.839	+0.339	22.175	29.408	16.256
9	9:52:32.560	1:05.943	+0.268	21.121	28.573	16.249	14	9:58:38.034	1:07.500		21.965	28.979	16.556
10	9:53:38.390	1:05.830	+0.155	21.098	28.322	16.410	15	9:59:46.613	1:08.579	+1.079	22.174	29.395	17.010
11	9:54:44.460	1:06.070	+0.395	20.964	28.778	16.328	(188) Hans Ryser						
12	9:55:50.155	1:05.695	+0.020	20.985	28.364	16.346	1	9:43:46.471	1:11.658	+4.527	23.782	30.367	17.509
13	9:56:55.958	1:05.803	+0.128	21.169	28.465	16.169	2	9:44:55.199	1:08.728	+1.597	22.639	29.776	16.313
14	9:58:02.329	1:06.371	+0.696	21.220	28.843	16.308	3	9:46:05.105	1:09.906	+2.775	23.630	29.650	16.626
15	9:59:08.361	1:06.032	+0.357	21.249	28.432	16.351	4	9:47:13.949	1:08.844	+1.713	22.543	29.584	16.717
(134) Mikkel Holch							5	9:48:22.535	1:08.586	+1.455	22.063	29.825	16.698
1	9:43:39.672	1:07.873	+2.046	22.175	29.331	16.367	6	9:49:32.323	1:09.788	+2.657	22.424	30.007	17.357
2	9:44:46.507	1:06.835	+1.008	21.852	28.539	16.444	7	9:50:41.213	1:08.890	+1.759	22.410	29.898	16.582
3	9:45:53.255	1:06.748	+0.921	21.798	28.656	16.294	8	9:51:49.152	1:07.939	+0.808	22.179	29.291	16.469
4	9:46:59.500	1:06.245	+0.418	21.554	28.455	16.236	9	9:52:58.276	1:09.124	+1.993	22.374	30.058	16.692
5	9:48:06.211	1:06.711	+0.884	21.598	28.622	16.491	10	9:54:06.498	1:08.222	+1.091	22.530	29.310	16.382
6	9:49:13.892	1:07.681	+1.854	21.557	29.541	16.583	11	9:55:15.889	1:09.391	+2.260	22.575	29.878	16.938
7	9:50:20.691	1:06.799	+0.972	21.631	28.752	16.416	12	9:56:24.283	1:08.394	+1.263	22.153	29.465	16.776
8	9:51:27.585	1:06.894	+1.067	21.504	28.942	16.448	13	9:57:31.414	1:07.131		22.175	29.091	15.865
9	9:52:33.412	1:05.827		21.342	28.198	16.287	14	9:58:39.985	1:08.571	+1.440	22.329	29.452	16.790
10	9:53:39.347	1:05.935	+0.108	21.460	28.242	16.233	15	9:59:49.147	1:09.162	+2.031	22.357	29.574	17.231
11	9:54:45.747	1:06.400	+0.573	21.548	28.682	16.170	(148) Michael Andersen						
12	9:55:52.337	1:06.590	+0.763	21.497	28.635	16.458	1	9:43:48.779	1:13.123	+2.606	23.733	31.829	17.561
13	9:56:58.839	1:06.502	+0.675	21.671	28.488	16.343	2	9:44:59.296	1:10.517		22.984	30.681	16.852
14	9:58:05.445	1:06.606	+0.779	21.443	28.723	16.440	3	9:46:10.842	1:11.546	+1.029	22.641	31.435	17.470
15	9:59:12.061	1:06.616	+0.789	21.582	28.599	16.435	4	9:47:22.312	1:11.470	+0.953	22.822	31.416	17.232
(147) Lars Henriksen							5	9:48:33.884	1:11.572	+1.055	23.162	31.147	17.263
1	9:43:43.811	1:10.108	+3.623	23.172	30.149	16.787	6	9:49:45.313	1:11.429	+0.912	22.834	31.402	17.193
2	9:44:52.607	1:08.796	+2.311	22.229	29.786	16.781	7	9:50:57.605	1:12.292	+1.775	22.933	31.782	17.577
3	9:46:01.278	1:08.671	+2.186	22.245	29.452	16.974	8	9:52:09.048	1:11.443	+0.926	22.768	31.297	17.378
4	9:47:09.159	1:07.881	+1.396	22.174	29.072	16.635	9	9:53:20.402	1:11.354	+0.837	22.810	31.262	17.282
							10	9:54:32.270	1:11.868	+1.351	22.850	31.718	17.300

These results are provisional, until the conclusion of any judicial and technical inquiries.

Hans-Jorn Sogaard Andersen
Clerk of the Course

Attila Boros
Chief Timekeeper

CHROMOMOTO
TIMING

Padborg Park Open

Super Seven Racing

Padborg Park 2,150 km

Heat 1

2018.04.22. 09:40

Race (15:00 and 1 Laps) started at 9:42:14

Lap	Time of Day	Lap Tm	Diff	S1 Tm	S2 Tm	S3 Tm	Lap	Time of Day	Lap Tm	Diff	S1 Tm	S2 Tm	S3 Tm
11	9:55:43.296	1:11.026	+0.509	22.418	31.935	16.673							
12	9:56:54.107	1:10.811	+0.294	22.637	31.008	17.166							
13	9:58:04.791	1:10.684	+0.167	22.926	30.686	17.072							
14	9:59:15.583	1:10.792	+0.275	22.871	30.871	17.050							

These results are provisional, until the conclusion of any judicial and technical inquiries.

Orbits

Hans-Jorn Sogaard Andersen
 Clerk of the Course

Attila Boros
 Chief Timekeeper



Padborg Park Open

Super Seven Racing

Padborg Park 2,150 km

Heat 2

2018.04.22. 12:15

Race (15:00 and 1 Laps)

POLE POSITION

	1	2
1	188 Hans Ryser	140 Troels Christiansen
2	127 Kurt Jepsen	147 Lars Henriksen
3	134 Mikkel Holch	152 Nicolaj Bjerre
4	142 Carsten Lauridsen	126 Steffen Hansen
5	148 Michael Andersen	108 Nicolaj Hansson

Padborg Park Open

Sorted on Laps

Super Seven Racing

Padborg Park 2,150 km

Heat 2

2018.04.22. 12:15

Race (15:00 and 1 Laps) started at 12:17:04

Pos	No.	Name	Nat.	Car	Class	Laps	Total Tm	Diff	Gap	Best Tm
1	126	Steffen Hansen	DNK	Seven Eleven Suzuki Hayabusa	Super Seven	15	16:38.858			1:04.184
2	142	Carsten Lauridsen	DNK	Seven Eleven Suzuki B-King	Super Seven	15	16:50.581	11.723	11.723	1:05.711
3	152	Nicolaj Bjerre	DNK	Seven Eleven Yamaha R1	Super Seven	15	16:51.253	12.395	0.672	1:05.645
4	134	Mikkel Holch	DNK	Classic Yamaha R1	Super Seven	15	16:54.948	16.090	3.695	1:05.658
5	127	Kurt Jepsen	DNK	Seven Eleven Suzuki GSXR	Super Seven	15	17:14.996	36.138	20.048	1:06.810
6	147	Lars Henriksen	DNK	Classic Yamaha R1	Super Seven	15	17:22.901	44.043	7.905	1:06.606
7	140	Troels Christiansen	DNK	Stuart Taylor Suzuki GSX-R1000	Super Seven	15	17:30.543	51.685	7.642	1:07.875
8	148	Michael Andersen	DNK	Seven Eleven Suzuki Hayabusa	Super Seven	14	16:56.488	1 Lap	1 Lap	1:09.936

Not classified (75% = 11 Laps)

188	Hans Ryser	DNK	Seven Eleven Stuart Taylor ZX12R	Super Seven	4	7:05.340	11 Laps	10 Laps	1:10.023
-----	------------	-----	----------------------------------	-------------	---	----------	---------	---------	----------

DNS 108 Nicolaj Hansson

DNK	Classic Yamaha R1	Super Seven	DNS
-----	-------------------	-------------	-----

Margin of Victory	Avg. Speed	Best Lap Tm	Best Speed	Best Lap by
11.723	116,233	1:04.184	120,591	126 - Steffen Hansen

Orbits

These results are provisional, until the conclusion of any judicial and technical inquiries.

Hans-Jorn Sogaard Andersen
Clerk of the Course

Attila Boros
Chief Timekeeper

Padborg Park Open

Super Seven Racing

Padborg Park 2,150 km

Heat 2

2018.04.22. 12:15

Race (15:00 and 1 Laps) started at 12:17:04

Lap	Time of Day	Lap Tm	Diff	S1 Tm	S2 Tm	S3 Tm	Lap	Time of Day	Lap Tm	Diff	S1 Tm	S2 Tm	S3 Tm
(126) Steffen Hansen							5	12:23:04.425	1:08.351	+1.541	22.200	29.200	16.951
1	12:18:29.983	1:07.084	+2.900	21.745	29.036	16.303	6	12:24:11.283	1:06.858	+0.048	21.799	28.854	16.205
2	12:19:35.185	1:05.202	+1.018	21.394	27.810	15.998	7	12:25:18.552	1:07.269	+0.459	21.773	29.025	16.471
3	12:20:41.610	1:06.425	+2.241	21.751	28.638	16.036	8	12:26:25.702	1:07.150	+0.340	21.616	28.942	16.592
4	12:21:48.286	1:06.676	+2.492	21.762	28.535	16.379	9	12:27:33.838	1:08.136	+1.326	21.839	29.241	17.056
5	12:22:54.956	1:06.670	+2.486	22.159	28.063	16.448	10	12:28:42.168	1:08.330	+1.520	22.520	29.340	16.470
6	12:24:00.011	1:05.055	+0.871	21.163	27.937	15.955	11	12:29:49.720	1:07.552	+0.742	21.848	29.069	16.635
7	12:25:04.968	1:04.957	+0.773	21.202	27.925	15.830	12	12:30:56.530	1:06.810		21.470	28.856	16.484
8	12:26:09.152	1:04.184		20.871	27.581	15.732	13	12:32:04.744	1:08.214	+1.404	22.669	29.030	16.515
9	12:27:13.640	1:04.488	+0.304	21.037	27.764	15.687	14	12:33:12.133	1:07.389	+0.579	21.772	28.876	16.741
10	12:28:18.253	1:04.613	+0.429	21.077	27.665	15.871	15	12:34:19.938	1:07.805	+0.995	21.569	28.362	17.874
11	12:29:22.560	1:04.307	+0.123	21.029	27.632	15.646	(147) Lars Henriksen						
12	12:30:27.241	1:04.681	+0.497	21.192	27.656	15.833	1	12:18:33.791	1:10.263	+3.657	23.228	29.879	17.156
13	12:31:32.673	1:05.432	+1.248	21.313	28.066	16.053	2	12:19:42.072	1:08.281	+1.675	21.947	29.697	16.637
14	12:32:38.073	1:05.400	+1.216	21.425	28.005	15.970	3	12:20:49.788	1:07.716	+1.110	21.943	29.324	16.449
15	12:33:43.800	1:05.727	+1.543	21.108	27.692	16.927	4	12:21:56.897	1:07.109	+0.503	21.586	29.065	16.458
(142) Carsten Lauridsen							5	12:23:04.869	1:07.972	+1.366	21.860	29.180	16.932
1	12:18:29.051	1:06.733	+1.022	21.866	28.555	16.312	6	12:24:12.464	1:07.595	+0.989	21.778	29.326	16.491
2	12:19:34.932	1:05.881	+0.170	21.297	28.490	16.094	7	12:25:19.070	1:06.606		21.304	28.874	16.428
3	12:20:41.411	1:06.479	+0.768	21.877	28.480	16.122	8	12:26:26.115	1:07.045	+0.439	21.589	29.117	16.339
4	12:21:48.120	1:06.709	+0.998	21.684	28.703	16.322	9	12:27:33.394	1:07.279	+0.673	21.744	29.168	16.367
5	12:22:55.365	1:07.245	+1.534	22.190	28.445	16.610	10	12:28:42.772	1:09.378	+2.772	22.711	30.338	16.329
6	12:24:01.391	1:06.026	+0.315	21.450	28.376	16.200	11	12:29:49.990	1:07.218	+0.612	21.607	29.036	16.575
7	12:25:07.293	1:05.902	+0.191	21.668	28.354	15.880	12	12:30:56.845	1:06.855	+0.249	21.374	28.810	16.671
8	12:26:13.035	1:05.742	+0.031	21.428	28.085	16.229	13	12:32:05.115	1:08.270	+1.664	22.582	29.033	16.655
9	12:27:19.096	1:06.061	+0.350	21.440	28.515	16.106	14	12:33:12.394	1:07.279	+0.673	21.597	28.884	16.798
10	12:28:24.870	1:05.774	+0.063	21.648	28.158	15.968	p15	12:34:27.843	1:15.449	+8.843	21.473	28.574	
11	12:29:30.748	1:05.878	+0.167	21.279	28.083	16.516	(140) Troels Christiansen						
12	12:30:36.459	1:05.711		21.212	28.254	16.245	1	12:18:35.165	1:11.047	+3.172	23.839	30.530	16.678
13	12:31:43.150	1:06.691	+0.980	21.872	28.722	16.097	2	12:19:44.796	1:09.631	+1.756	22.552	30.272	16.807
14	12:32:49.264	1:06.114	+0.403	21.865	28.264	15.985	3	12:20:54.960	1:10.164	+2.289	22.638	31.185	16.341
15	12:33:55.523	1:06.259	+0.548	21.626	28.536	16.097	4	12:22:04.109	1:09.149	+1.274	22.857	29.653	16.639
(152) Nicolaj Bjerre							5	12:23:12.531	1:08.422	+0.547	22.220	29.530	16.672
1	12:18:31.266	1:07.283	+1.638	22.190	28.627	16.466	6	12:24:21.290	1:08.759	+0.884	22.318	29.575	16.866
2	12:19:38.251	1:06.985	+1.340	22.005	28.766	16.214	7	12:25:29.193	1:07.903	+0.028	22.079	29.290	16.534
3	12:20:44.339	1:06.088	+0.443	21.444	28.488	16.156	8	12:26:38.222	1:09.029	+1.154	22.515	29.804	16.710
4	12:21:49.984	1:05.645		21.248	28.287	16.110	9	12:27:46.476	1:08.254	+0.379	22.199	29.557	16.498
5	12:22:56.268	1:06.284	+0.639	21.363	28.596	16.325	10	12:28:54.463	1:07.987	+0.112	22.053	29.361	16.573
6	12:24:01.964	1:05.696	+0.051	21.538	28.020	16.138	11	12:30:02.796	1:08.333	+0.458	22.078	29.579	16.676
7	12:25:07.657	1:05.693	+0.048	21.450	28.135	16.108	12	12:31:10.671	1:07.875		22.032	29.208	16.635
8	12:26:13.407	1:05.750	+0.105	21.487	28.110	16.153	13	12:32:18.778	1:08.107	+0.232	22.025	29.457	16.625
9	12:27:19.948	1:06.541	+0.896	21.417	28.716	16.408	14	12:33:26.844	1:08.066	+0.191	22.096	29.471	16.499
10	12:28:25.742	1:05.794	+0.149	21.423	28.285	16.086	15	12:34:35.485	1:08.641	+0.766	22.160	29.457	17.024
11	12:29:31.485	1:05.743	+0.098	21.307	28.236	16.200	(148) Michael Andersen						
12	12:30:37.452	1:05.967	+0.322	21.003	27.987	16.977	1	12:18:39.296	1:13.502	+3.566	24.038	32.352	17.112
13	12:31:43.583	1:06.131	+0.486	21.254	28.541	16.336	2	12:19:50.948	1:11.652	+1.716	23.025	31.252	17.375
14	12:32:50.277	1:06.694	+1.049	21.602	28.518	16.574	3	12:21:02.880	1:11.932	+1.996	23.286	31.471	17.175
15	12:33:56.195	1:05.918	+0.273	21.709	28.181	16.028	4	12:22:13.633	1:10.753	+0.817	22.927	30.858	16.968
(134) Mikkel Holch							5	12:23:24.723	1:11.090	+1.154	22.633	31.199	17.258
1	12:18:30.515	1:07.990	+2.332	21.953	29.188	16.849	6	12:24:35.952	1:11.229	+1.293	22.811	31.216	17.202
2	12:19:36.418	1:05.903	+0.245	21.718	28.192	15.993	7	12:25:46.995	1:11.043	+1.107	22.499	31.129	17.415
3	12:20:42.840	1:06.422	+0.764	21.813	28.436	16.173	8	12:26:57.447	1:10.452	+0.516	22.416	31.069	16.967
4	12:21:49.398	1:06.558	+0.900	21.849	28.455	16.254	9	12:28:07.932	1:10.485	+0.549	22.522	30.906	17.057
5	12:22:56.639	1:07.241	+1.583	21.500	28.860	16.881	10	12:29:18.619	1:10.687	+0.751	22.946	30.884	16.857
6	12:24:04.727	1:08.088	+2.430	21.864	30.094	16.130	11	12:30:29.505	1:10.886	+0.950	22.864	31.200	16.822
7	12:25:11.230	1:06.503	+0.845	21.341	28.805	16.357	12	12:31:40.504	1:10.999	+1.063	22.855	31.108	17.036
8	12:26:17.215	1:05.985	+0.327	21.300	28.685	16.000	13	12:32:51.494	1:10.990	+1.054	22.960	31.358	16.672
9	12:27:23.413	1:06.198	+0.540	21.481	28.405	16.312	14	12:34:01.430	1:09.936		22.646	30.896	16.394
10	12:28:29.827	1:06.414	+0.756	21.530	28.602	16.282	(188) Hans Ryser						
11	12:29:35.959	1:06.132	+0.474	21.518	28.402	16.212	p1	12:19:17.577	1:52.355	+42.332	24.080	31.071	
12	12:30:41.920	1:05.961	+0.303	21.627	28.258	16.076	2	12:20:55.575	1:37.998	+27.975		31.760	17.273
13	12:31:47.715	1:05.795	+0.137	21.243	28.540	16.012	3	12:22:05.598	1:10.023		22.761	30.034	17.228
14	12:32:53.373	1:05.658		21.365	28.206	16.087	p4	12:24:10.282	2:04.684	+54.661	22.782	43.902	
15	12:33:59.890	1:06.517	+0.859	21.558	28.997	15.962	(127) Kurt Jepsen						
1	12:18:33.391	1:08.955	+2.145	23.003	29.498	16.454	1	12:18:33.391	1:08.955	+2.145	23.003	29.498	16.454
2	12:19:41.314	1:07.923	+1.113	21.969	29.442	16.512	2	12:19:41.314	1:07.923	+1.113	21.969	29.442	16.512
3	12:20:48.555	1:07.241	+0.431	21.914	29.122	16.205	3	12:20:48.555	1:07.241	+0.431	21.914	29.122	16.205
4	12:21:56.074	1:07.519	+0.709	21.887	28.913	16.719	4	12:21:56.074	1:07.519	+0.709	21.887	28.913	16.719

Padborg Park Open

Sorted on Best Lap time

Aquila Synergy Cup

Padborg Park 2,150 km

Starting List

2018.04.21. 07:00

Practice

Pos	No.	Name	Driver Lic.	Nat.	Club Name	ClubCode	Car	Class
1	4	Mads Byerg Damgaard	84682	DNK	Motor Sport Sønderjylland	MSS-022	Aquila Synergy	Aquila
2	9	Kevin Hamberg Svenson	345134	DNK	Motor Sport Sønderjylland	MSS-022	Aquila Synergy	Aquila
3	11	Julie Antonina Sorensen	87342	DNK	Motor Sport Sønderjylland	MSS-022	Aquila	Aquila
4	21	Magnus Taulborg	58933	DNK	Motor Sport Sønderjylland	MSS-022	Aquila Synergy	Aquila
5	34	Oliver Odgaard	87418	DNK	Motor Sport Sønderjylland	MSS-022	Aquila Synergy	Aquila
6	37	Kevin Brandsborg	50670	DNK	Midtjydsd Karting Klub	MKK-047	Aquila Synergy	Aquila
7	42	Nicolai Nygaard Pedersen	40117	DNK	Motorsport Nordjylland	MNJ-099	Aquila Synergy	Aquila
8	46	Vikiny Svensson		SWE	Lessebo Motorklub		Aquila	Aquila
9	52	Christoffer Peter Christensen	50181	DNK	Vojens Karting Klub	VKK-075	Aquila Synergy	Aquila
10	62	Mark Sorensen	35981	DNK	Motor Sport Sønderjylland	MSS-022	Aquila Synergy	Aquila
11	88	Lucas Christer Stenberg	86061	DNK	Motor Sport Sønderjylland	MSS-022	Aquila Synergy	Aquila
12	99	Bastian Buus	59991	DNK	Vojens Karting Klub	VKK-075	Aquila	Aquila
13	19	Robert Jeppesen	87437	DNK	Motor Sport Sønderjylland	MSS-022	Aquila Synergy	Aquila

Padborg Park Open

Sorted on Best Lap time

Aquila Synergy Cup

Padborg Park 2,150 km

Free Practice

2018.04.21. 08:25

Practice (15:00 Time) started at 8:27:21

Pos	No.	Name	Nat.	Car	Class	Laps	Best Tm	Diff	Gap	In Lap
1	9	Kevin Hamberg Svenson	DNK	Aquila Synergy	Aquila	13	1:09.155			13
2	88	Lucas Christer Stenberg	DNK	Aquila Synergy	Aquila	12	1:10.220	1.065	1.065	6
3	99	Bastian Buus	DNK	Aquila	Aquila	6	1:10.493	1.338	0.273	6
4	52	Christoffer Peter Christensen	DNK	Aquila Synergy	Aquila	11	1:10.601	1.446	0.108	6
5	21	Magnus Taulborg	DNK	Aquila Synergy	Aquila	12	1:10.680	1.525	0.079	9
6	46	Vikiny Svensson	SWE	Aquila	Aquila	12	1:10.822	1.667	0.142	11
7	34	Oliver Odgaard	DNK	Aquila Synergy	Aquila	11	1:10.900	1.745	0.078	10
8	37	Kevin Brandsborg	DNK	Aquila Synergy	Aquila	12	1:11.414	2.259	0.514	11
9	42	Nicolai Nygaard Pedersen	DNK	Aquila Synergy	Aquila	11	1:12.210	3.055	0.796	6

Not classified

DNS	4	Mads Byerg Damgaard	DNK	Aquila Synergy	Aquila					0
DNS	11	Julie Antonina Sorensen	DNK	Aquila	Aquila					0
DNS	62	Mark Sorensen	DNK	Aquila Synergy	Aquila					0

Padborg Park Open

Aquila Synergy Cup

Padborg Park 2,150 km

Free Practice

2018.04.21. 08:25

Practice (15:00 Time) started at 8:27:21

Lap	Time of Day	Lap Tm	Diff	S1 Tm	S2 Tm	S3 Tm
(9) Kevin Hamberg Svenson						
1	8:29:15.071	1:12.754	+3.599	24.002	30.940	17.812
2	8:30:25.471	1:10.400	+1.245	22.558	29.993	17.849
3	8:31:35.366	1:09.895	+0.740	22.325	29.910	17.660
4	8:32:45.420	1:10.054	+0.899	22.266	29.723	18.065
5	8:33:55.167	1:09.747	+0.592	22.319	29.866	17.562
6	8:35:05.793	1:10.626	+1.471	22.455	30.540	17.631
7	8:36:15.497	1:09.704	+0.549	22.273	29.579	17.852
8	8:37:25.021	1:09.524	+0.369	22.268	29.652	17.604
9	8:38:34.674	1:09.653	+0.498	22.314	29.726	17.613
10	8:39:44.376	1:09.702	+0.547	22.291	29.863	17.548
11	8:40:53.887	1:09.511	+0.356	22.259	29.673	17.579
12	8:42:03.087	1:09.200	+0.045	22.210	29.550	17.440
13	8:43:12.242	1:09.155		22.327	29.475	17.353

(88) Lucas Christer Stenberg						
1	8:29:34.783	1:18.417	+8.197	26.089	33.506	18.822
2	8:30:47.395	1:12.612	+2.392	23.425	31.093	18.094
3	8:31:59.006	1:11.611	+1.391	22.918	30.680	18.013
4	8:33:10.751	1:11.745	+1.525	22.532	31.022	18.191
5	8:34:21.536	1:10.785	+0.565	22.343	30.110	18.332
6	8:35:31.756	1:10.220		22.384	30.179	17.657
7	8:36:44.306	1:12.550	+2.330	22.153	32.348	18.049
8	8:37:54.882	1:10.576	+0.356	22.520	30.418	17.638
9	8:39:05.931	1:11.049	+0.829	22.661	30.727	17.661
10	8:40:33.360	1:27.429	+17.209	22.277	30.394	34.758
11	8:41:44.008	1:10.648	+0.428	22.592	30.323	17.733
12	8:42:54.625	1:10.617	+0.397	22.299	30.687	17.631

(99) Bastian Buus						
p1	8:36:15.409	1:28.526	+18.033	23.758	31.822	
2	8:38:25.209	2:09.800	+59.307		31.175	17.789
3	8:39:36.499	1:11.290	+0.797	22.848	30.624	17.818
4	8:40:47.916	1:11.417	+0.924	22.917	30.546	17.954
5	8:41:58.435	1:10.519	+0.026	22.674	30.222	17.623
6	8:43:08.928	1:10.493		22.635	30.147	17.711

(52) Christoffer Peter Christensen						
1	8:29:22.738	1:17.303	+6.702	25.423	32.790	19.090
2	8:30:36.120	1:13.382	+2.781	24.121	30.940	18.321
3	8:31:47.043	1:10.923	+0.322	22.843	30.295	17.785
4	8:32:57.729	1:10.686	+0.085	22.595	30.173	17.918
5	8:34:08.571	1:10.842	+0.241	22.329	30.731	17.782
6	8:35:19.172	1:10.601		22.467	30.382	17.752
p7	8:36:47.386	1:28.214	+17.613	23.308	30.768	
8	8:39:37.110	2:49.724	+1:39.123		30.467	17.791
9	8:40:49.308	1:12.198	+1.597	23.523	30.861	17.814
10	8:42:00.456	1:11.148	+0.547	23.224	30.327	17.597
11	8:43:11.719	1:11.263	+0.662	22.426	30.843	17.994

(21) Magnus Taulborg						
1	8:29:45.117	1:21.333	+10.653	26.395	35.223	19.715
2	8:31:02.027	1:16.910	+6.230	23.916	33.777	19.217
3	8:32:16.861	1:14.834	+4.154	24.854	31.481	18.499
4	8:33:30.492	1:13.631	+2.951	22.935	32.486	18.210
5	8:34:42.500	1:12.008	+1.328	22.960	31.135	17.913
6	8:35:54.233	1:11.733	+1.053	22.802	31.060	17.871
7	8:37:06.354	1:12.121	+1.441	22.820	31.440	17.861
8	8:38:17.474	1:11.120	+0.440	22.619	30.751	17.750
9	8:39:28.154	1:10.680		22.661	30.457	17.562
10	8:40:38.897	1:10.743	+0.063	22.452	30.383	17.908
11	8:41:50.316	1:11.419	+0.739	22.931	30.513	17.975
12	8:43:01.245	1:10.929	+0.249	22.529	30.295	18.105

(46) Vikiny Svensson						
1	8:29:39.869	1:20.750	+9.928	26.803	35.010	18.937
2	8:30:57.025	1:17.156	+6.334	26.107	32.460	18.589
3	8:32:09.503	1:12.478	+1.656	23.517	30.912	18.049
4	8:33:21.236	1:11.733	+0.911	23.045	30.663	18.025
5	8:34:33.239	1:12.003	+1.181	23.698	30.517	17.788
6	8:35:44.185	1:10.946	+0.124	22.764	30.363	17.819
7	8:37:11.845	1:27.660	+16.838	22.911	46.459	18.290
8	8:38:23.957	1:12.112	+1.290	23.377	30.723	18.012

(34) Oliver Odgaard						
9	8:39:36.003	1:12.046	+1.224	23.284	30.748	18.014
10	8:40:48.377	1:12.374	+1.552	23.043	30.640	18.691
11	8:41:59.199	1:10.822		22.835	30.179	17.808
12	8:43:11.276	1:12.077	+1.255	22.698	31.330	18.049

(37) Kevin Brandsborg						
1	8:29:25.473	1:17.221	+6.321	25.199	33.377	18.645
2	8:30:39.146	1:13.673	+2.773	23.687	31.619	18.367
3	8:31:51.540	1:12.394	+1.494	22.957	31.350	18.087
4	8:33:02.804	1:11.264	+0.364	22.663	30.670	17.931
5	8:34:13.885	1:11.081	+0.181	22.542	30.524	18.015
p6	8:35:39.850	1:25.965	+15.065	22.807	31.885	
7	8:37:41.668	2:01.818	+50.918		31.527	17.949
8	8:38:53.652	1:11.984	+1.084	22.637	31.248	18.099
9	8:40:04.677	1:11.025	+0.125	22.639	30.447	17.939
10	8:41:15.577	1:10.900		22.513	30.410	17.977
11	8:42:27.462	1:11.885	+0.985	22.646	31.003	18.236

(42) Nicolai Nygaard Pedersen						
1	8:29:19.790	1:17.726	+6.312	25.334	32.993	19.399
2	8:30:34.022	1:14.232	+2.818	24.319	31.509	18.404
3	8:31:46.525	1:12.503	+1.089	23.082	31.035	18.386
4	8:32:59.591	1:13.066	+1.652	23.471	31.437	18.158
5	8:34:11.643	1:12.052	+0.638	22.861	31.154	18.037
6	8:35:23.421	1:11.778	+0.364	22.883	30.816	18.079
7	8:36:35.233	1:11.812	+0.398	23.103	30.794	17.915
8	8:37:47.186	1:11.953	+0.539	23.059	30.952	17.942
9	8:39:18.271	1:31.085	+19.671	23.234	49.249	18.602
10	8:40:31.715	1:13.444	+2.030	23.447	31.344	18.653
11	8:41:43.129	1:11.414		22.981	30.704	17.729
12	8:42:55.407	1:12.278	+0.864	22.918	31.363	17.997

Padborg Park Open

Sorted on Best Lap time

Aquila Synergy Cup

Padborg Park 2,150 km

Timed Practice- Modified

2018.04.21. 11:40

Qualifying (10:00 Time) started at 11:40:42

Pos	No.	Name	Nat.	Car	Class	Laps	Best Tm	Diff	Gap	In Lap
1	99	Bastian Buus	DNK	Aquila	Aquila	8	1:09.770			5
2	62	Mark Sorensen	DNK	Aquila Synergy	Aquila	8	1:10.114	0.344	0.344	6
3	88	Lucas Christer Stenberg	DNK	Aquila Synergy	Aquila	8	1:10.288	0.518	0.174	7
4	37	Kevin Brandsborg	DNK	Aquila Synergy	Aquila	8	1:10.437	0.667	0.149	5
5	52	Christoffer Peter Christensen	DNK	Aquila Synergy	Aquila	8	1:10.719	0.949	0.282	7
6	34	Oliver Odgaard	DNK	Aquila Synergy	Aquila	8	1:10.773	1.003	0.054	7
7	46	Vikiny Svensson	SWE	Aquila	Aquila	7	1:11.035	1.265	0.262	5
8	42	Nicolai Nygaard Pedersen	DNK	Aquila Synergy	Aquila	8	1:11.342	1.572	0.307	5
9	21	Magnus Taulborg	DNK	Aquila Synergy	Aquila	8	1:11.808	2.038	0.466	6
10	11	Julie Antonina Sorensen	DNK	Aquila	Aquila	8	1:13.606	3.836	1.798	5
11	4	Mads Byerg Damgaard	DNK	Aquila Synergy	Aquila					0
12	9	Kevin Hamberg Svenson	DNK	Aquila Synergy	Aquila					0
Not classified										
	19	Robert Jeppesen	DNK	Aquila Synergy	Aquila	6	1:34.777			6


Announcements

#4 - no transponder

#19 - overholder ikke Regl.5 - 58.204

These results are provisional, until the conclusion of any judicial and technical inquiries.

Orbits


Hans-Jorn Sogaard Andersen
Clerk of the Course


Attila Boros
Chief Timekeeper



CHRONOMOTO
TIMING

Padborg Park Open

Aquila Synergy Cup

Padborg Park 2,150 km

Timed Practice

2018.04.21. 11:40

Qualifying (10:00 Time) started at 11:40:42

Lap	Time of Day	Lap Tm	Diff	S1 Tm	S2 Tm	S3 Tm	Lap	Time of Day	Lap Tm	Diff	S1 Tm	S2 Tm	S3 Tm
(99) Bastian Buus							4	11:46:21.770	1:11.854	+0.512	22.605	30.992	18.257
1	11:42:46.593	1:13.985	+4.215	24.546	31.694	17.745	5	11:47:33.112	1:11.342		23.153	30.520	17.669
2	11:43:58.025	1:11.432	+1.662	23.100	30.548	17.784	p6	11:48:52.895	1:19.783	+8.441	22.801	30.647	
3	11:45:09.386	1:11.361	+1.591	22.535	31.326	17.500	7	11:50:24.660	1:31.765	+20.423		31.701	18.060
4	11:46:19.696	1:10.310	+0.540	22.462	30.189	17.659	8	11:51:38.101	1:13.441	+2.099	22.607	33.076	17.758
5	11:47:29.466	1:09.770		22.386	30.020	17.364	(21) Magnus Taulborg						
6	11:48:39.523	1:10.057	+0.287	22.457	29.983	17.617	1	11:43:15.757	1:20.488	+8.680	25.663	35.075	19.750
7	11:49:49.782	1:10.259	+0.489	22.612	30.006	17.641	2	11:44:31.584	1:15.827	+4.019	23.869	32.775	19.183
8	11:51:00.179	1:10.397	+0.627	22.880	30.191	17.326	3	11:45:47.088	1:15.504	+3.696	24.417	32.483	18.604
(62) Mark Sorensen							4	11:46:59.142	1:12.054	+0.246	22.824	30.939	18.291
1	11:42:48.329	1:13.225	+3.111	23.979	31.400	17.846	5	11:48:12.986	1:13.844	+2.036	24.037	31.870	17.937
2	11:43:59.207	1:10.878	+0.764	22.742	30.331	17.805	6	11:49:24.794	1:11.808		22.967	30.755	18.086
3	11:45:10.488	1:11.281	+1.167	22.629	31.172	17.480	7	11:50:38.373	1:13.579	+1.771	23.100	32.642	17.837
4	11:46:20.973	1:10.485	+0.371	22.397	30.661	17.427	8	11:51:51.117	1:12.744	+0.936	22.649	31.445	18.650
5	11:47:31.464	1:10.491	+0.377	22.394	30.355	17.742	(11) Julie Antonina Sorensen						
6	11:48:41.578	1:10.114		22.409	30.091	17.614	1	11:42:57.966	1:20.162	+6.556	27.024	34.219	18.919
7	11:49:51.892	1:10.314	+0.200	22.706	29.905	17.703	2	11:44:13.839	1:15.873	+2.267	24.784	32.399	18.690
8	11:51:02.288	1:10.396	+0.282	22.781	30.175	17.440	3	11:45:29.272	1:15.433	+1.827	24.251	32.538	18.644
(88) Lucas Christer Stenberg							4	11:46:44.152	1:14.880	+1.274	24.030	32.743	18.107
1	11:42:33.056	1:12.673	+2.385	23.682	31.060	17.931	5	11:47:57.758	1:13.606		23.783	31.738	18.085
2	11:43:44.866	1:11.810	+1.522	22.708	31.079	18.023	6	11:49:21.017	1:23.259	+9.653	33.662	31.497	18.100
3	11:44:57.072	1:12.206	+1.918	22.755	31.502	17.949	7	11:50:35.878	1:14.861	+1.255	23.944	32.508	18.409
4	11:46:08.785	1:11.713	+1.425	22.988	30.579	18.146	8	11:51:50.456	1:14.578	+0.972	24.800	31.608	18.170
5	11:47:19.966	1:11.181	+0.893	22.477	30.598	18.106	(19) Robert Jeppesen						
6	11:48:31.276	1:11.310	+1.022	22.618	30.836	17.856	1	11:43:43.408	1:48.835	+14.058	35.539	47.828	25.468
7	11:49:41.564	1:10.288		22.288	30.192	17.808	2	11:45:20.937	1:37.529	+2.752	31.364	43.092	23.073
8	11:50:51.912	1:10.348	+0.060	22.369	30.258	17.721	3	11:47:04.114	1:43.177	+8.400	31.167	46.903	25.107
(37) Kevin Brandsborg							4	11:48:39.898	1:35.784	+1.007	31.492	42.110	22.182
1	11:42:39.374	1:13.078	+2.641	23.843	31.155	18.080	5	11:50:14.881	1:34.983	+0.206	30.843	42.301	21.839
2	11:43:51.268	1:11.894	+1.457	22.994	30.918	17.982	6	11:51:49.658	1:34.777		30.737	41.980	22.060
3	11:45:02.190	1:10.922	+0.485	22.850	30.475	17.597	(52) Christoffer Peter Christensen						
4	11:46:13.052	1:10.862	+0.425	22.642	30.594	17.626	1	11:42:30.839	1:12.210	+1.491	23.404	30.808	17.998
5	11:47:23.489	1:10.437		22.700	30.141	17.596	2	11:43:42.438	1:11.599	+0.880	22.621	30.621	18.357
6	11:48:34.871	1:11.382	+0.945	22.732	30.756	17.894	3	11:44:53.540	1:11.102	+0.383	22.701	30.373	18.028
7	11:49:45.974	1:11.103	+0.666	22.810	30.384	17.909	4	11:46:05.919	1:12.379	+1.660	23.845	30.564	17.970
8	11:50:56.971	1:10.997	+0.560	22.829	30.499	17.669	5	11:47:16.820	1:10.901	+0.182	22.530	30.295	18.076
(34) Oliver Odgaard							6	11:48:29.124	1:12.304	+1.585	22.655	31.645	18.004
1	11:42:29.982	1:12.672	+1.899	23.634	31.073	17.965	7	11:49:39.843	1:10.719		22.608	30.203	17.908
2	11:43:42.024	1:12.042	+1.269	22.965	30.572	18.505	8	11:50:50.687	1:10.844	+0.125	22.620	30.470	17.754
3	11:44:53.275	1:11.251	+0.478	22.591	30.419	18.241	(46) Vikiny Svensson						
4	11:46:16.017	1:22.742	+11.969	22.921	41.929	17.892	1	11:42:35.333	1:13.126	+2.091	23.730	31.012	18.384
5	11:47:26.913	1:10.896	+0.123	22.561	30.457	17.878	2	11:43:47.497	1:12.164	+1.129	23.440	30.426	18.298
6	11:48:38.764	1:11.851	+1.078	22.753	30.661	18.437	3	11:44:59.139	1:11.642	+0.607	23.104	30.351	18.187
7	11:49:49.537	1:10.773		22.413	30.458	17.902	4	11:46:10.258	1:11.119	+0.084	22.818	30.179	18.122
8	11:51:01.380	1:11.843	+1.070	22.997	31.135	17.711	5	11:47:21.293	1:11.035		22.802	30.331	17.902
(42) Nicolai Nygaard Pedersen							p6	11:48:46.997	1:25.704	+14.669	22.798	30.641	
1	11:42:44.606	1:14.475	+3.133	24.134	31.995	18.346	7	11:50:58.793	2:11.796	+1:00.761	30.363	17.751	
2	11:43:57.411	1:12.805	+1.463	23.836	31.158	17.811							
3	11:45:09.916	1:12.505	+1.163	22.710	31.335	18.460							

Padborg Park Open

Aquila Synergy Cup

Padborg Park 2,150 km

Heat 1 - Modified

2018.04.21. 14:50

Race (12:00 and 1 Laps)

POLE POSITION

	1	2
1	99 Bastian Buus 1:09.770	62 Mark Sorensen 1:10.114
2	88 Lucas Christer Stenberg 1:10.288	37 Kevin Brandsborg 1:10.437
3	52 Christoffer Peter Christensen 1:10.719	34 Oliver Odgaard 1:10.773
4	46 Vikiny Svensson 1:11.035	42 Nicolai Nygaard Pedersen 1:11.342
5	21 Magnus Taulborg 1:11.808	11 Julie Antonina Sorensen 1:13.606
6	4 Mads Byerg Damgaard	9 Kevin Hamberg Svenson

Padborg Park Open

Sorted on Laps

Aquila Synergy Cup

Padborg Park 2,150 km

Heat 1

2018.04.21. 14:50

Race (12:00 and 1 Laps) started at 14:53:36

Pos	No.	Name	Nat.	Car	Class	Laps	Total Tm	Diff	Gap	Best Tm
1	99	Bastian Buus	DNK	Aquila	Aquila	10	13:29.588			1:09.933
2	9	Kevin Hamberg Svenson	DNK	Aquila Synergy	Aquila	10	13:29.869	0.281	0.281	1:09.701
3	62	Mark Sorensen	DNK	Aquila Synergy	Aquila	10	13:30.220	0.632	0.351	1:09.902
4	52	Christoffer Peter Christensen	DNK	Aquila Synergy	Aquila	10	13:30.740	1.152	0.520	1:09.900
5	37	Kevin Brandsborg	DNK	Aquila Synergy	Aquila	10	13:32.614	3.026	1.874	1:10.506
6	42	Nicolai Nygaard Pedersen	DNK	Aquila Synergy	Aquila	10	13:32.948	3.360	0.334	1:11.453
7	46	Viking Svensson	SWE	Aquila	Aquila	10	13:33.422	3.834	0.474	1:10.670
8	21	Magnus Taulborg	DNK	Aquila Synergy	Aquila	10	13:36.114	6.526	2.692	1:10.799
9	11	Julie Antonina Sorensen	DNK	Aquila	Aquila	10	13:37.272	7.684	1.158	1:12.780

Not classified (75% = 7 Laps)

DNF	88	Lucas Christer Stenberg	SWE	Aquila Synergy	Aquila	6	7:28.485	DNF		1:10.693
DNF	4	Mads Byerg Damgaard	DNK	Aquila Synergy	Aquila	6	7:54.857	DNF		1:13.957
DQ	34	Oliver Odgaard	DNK	Aquila Synergy	Aquila	8	10:43.812	DQ		1:10.760

Announcements

#34 - DQ - Forlader pit under Lob / Leaving the pit during the race


Margin of Victory	Avg. Speed	Best Lap Tm	Best Speed	Best Lap by
0.281	95,604	1:09.701	111,046	9 - Kevin Hamberg Svenson

Orbits

These results are provisional, until the conclusion of any judicial and technical inquiries.



Hans-Jorn Sogaard Andersen
Clerk of the Course



Attila Boros
Chief Timekeeper



CHRONOMOTO
TIMING

Padborg Park Open

Aquila Synergy Cup

Padborg Park 2,150 km

Heat 1

2018.04.21. 14:50

Race (12:00 and 1 Laps) started at 14:53:36

Lap	Time of Day	Lap Tm	Diff	S1 Tm	S2 Tm	S3 Tm
(99) Bastian Buus						
1	14:55:06.097	1:11.247	+1.314	23.066	30.610	17.571
2	14:56:16.348	1:10.251	+0.318	22.765	30.090	17.396
3	14:57:27.343	1:10.995	+1.062	22.626	30.156	18.213
4	14:58:37.743	1:10.400	+0.467	22.894	30.123	17.383
5	14:59:48.065	1:10.322	+0.389	22.626	29.945	17.751
6	15:00:58.593	1:10.528	+0.595	22.815	30.217	17.496
7	15:02:08.526	1:09.933		22.420	30.050	17.463
8	15:04:07.404	1:58.878	+48.945	35.221	51.718	31.939
9	15:05:55.869	1:48.465	+38.532	43.598	45.753	19.114
10	15:07:06.556	1:10.687	+0.754	22.914	30.229	17.544

(9) Kevin Hamberg Svenson						
1	14:55:08.785	1:11.665	+1.964	23.634	30.305	17.726
2	14:56:18.881	1:10.096	+0.395	22.468	29.926	17.702
3	14:57:28.582	1:09.701		22.317	29.774	17.610
4	14:58:38.573	1:09.991	+0.290	22.271	30.218	17.502
5	14:59:48.527	1:09.954	+0.253	22.120	30.363	17.471
6	15:00:59.344	1:10.817	+1.116	22.828	30.082	17.907
7	15:02:09.210	1:09.866	+0.165	22.436	29.817	17.613
8	15:04:07.983	1:58.773	+49.072	34.906	51.853	32.014
9	15:05:56.222	1:48.239	+38.538	43.597	45.494	19.148
10	15:07:06.837	1:10.615	+0.914	22.670	30.268	17.677

(62) Mark Sorensen						
1	14:55:06.373	1:11.013	+1.111	22.840	30.672	17.501
2	14:56:16.811	1:10.438	+0.536	22.647	30.324	17.467
3	14:57:27.310	1:10.499	+0.597	22.391	30.277	17.831
4	14:58:38.259	1:10.949	+1.047	22.794	30.699	17.456
5	14:59:48.279	1:10.020	+0.118	22.295	30.011	17.714
6	15:00:59.966	1:11.687	+1.785	22.981	30.352	18.354
7	15:02:09.868	1:09.902		22.580	29.711	17.611
8	15:04:08.814	1:58.946	+49.044	34.857	52.017	32.072
9	15:05:56.505	1:47.691	+37.789	43.478	45.223	18.990
10	15:07:07.188	1:10.683	+0.781	22.580	30.526	17.577

(52) Christoffer Peter Christensen						
1	14:55:08.447	1:12.118	+2.218	23.693	30.886	17.539
2	14:56:19.558	1:11.111	+1.211	22.712	30.800	17.599
3	14:57:29.458	1:09.900		22.429	30.006	17.465
4	14:58:39.515	1:10.057	+0.157	22.514	30.076	17.467
5	14:59:49.565	1:10.050	+0.150	22.492	30.129	17.429
6	15:01:00.191	1:10.626	+0.726	22.500	30.393	17.733
7	15:02:10.570	1:10.379	+0.479	22.684	30.064	17.631
8	15:04:09.637	1:59.067	+49.167	34.660	52.058	32.349
9	15:05:57.077	1:47.440	+37.540	43.456	44.931	19.053
10	15:07:07.708	1:10.631	+0.731	22.493	30.574	17.564

(37) Kevin Brandsborg						
1	14:55:09.466	1:12.782	+2.276	23.739	31.141	17.902
2	14:56:20.243	1:10.777	+0.271	22.688	30.661	17.428
3	14:57:30.749	1:10.506		22.509	30.437	17.560
4	14:58:41.270	1:10.521	+0.015	22.521	30.380	17.620
5	14:59:52.299	1:11.029	+0.523	22.746	30.385	17.898
6	15:01:03.548	1:11.249	+0.743	22.929	30.411	17.909
7	15:02:15.519	1:11.971	+1.465	22.860	30.792	18.319
8	15:04:10.865	1:55.346	+44.840	30.730	52.471	32.145
9	15:05:58.365	1:47.500	+36.994	43.354	44.576	19.570
10	15:07:09.582	1:11.217	+0.711	22.834	30.663	17.720

(42) Nicolai Nygaard Pedersen						
1	14:55:12.693	1:11.813	+0.360	23.314	30.771	17.728
2	14:56:24.146	1:11.453		22.832	31.051	17.570
3	14:57:35.616	1:11.470	+0.017	23.081	30.600	17.789
4	14:58:47.211	1:11.595	+0.142	23.212	30.703	17.680
5	15:00:00.655	1:13.444	+1.991	24.873	31.058	17.513
6	15:01:12.413	1:11.758	+0.305	22.963	30.890	17.905
7	15:02:30.646	1:18.233	+6.780	23.974	31.437	22.822
8	15:04:11.697	1:41.051	+29.598	26.797	43.008	31.246
9	15:05:58.062	1:46.365	+34.912	43.369	44.240	18.756
10	15:07:09.916	1:11.854	+0.401	23.020	31.129	17.705

(46) Viking Svenson						
----------------------------	--	--	--	--	--	--

Lap	Time of Day	Lap Tm	Diff	S1 Tm	S2 Tm	S3 Tm
1	14:55:09.896	1:12.716	+2.046	23.881	30.779	18.056
2	14:56:21.047	1:11.151	+0.481	22.543	31.037	17.571
3	14:57:31.717	1:10.670		22.430	30.430	17.810
4	14:58:54.215	1:22.498	+11.828	33.841	30.753	17.904
5	15:00:06.527	1:12.312	+1.642	23.672	30.795	17.845
6	15:01:18.487	1:11.960	+1.290	22.926	30.915	18.119
7	15:02:31.977	1:13.490	+2.820	23.263	30.868	19.359
8	15:04:12.644	1:40.667	+29.977	26.393	42.622	31.652
9	15:05:58.843	1:46.199	+35.529	43.243	43.912	19.044
10	15:07:10.390	1:11.547	+0.877	22.944	30.899	17.704

(21) Magnus Taulborg						
1	14:55:11.884	1:12.634	+1.835	23.532	31.145	17.957
2	14:56:24.028	1:12.144	+1.345	22.884	31.055	18.205
3	14:57:35.241	1:11.213	+0.414	22.768	30.515	17.930
4	14:58:46.040	1:10.799		22.818	30.327	17.654
5	15:00:23.444	1:37.404	+26.605	47.959	31.478	17.967
6	15:01:34.964	1:11.520	+0.721	22.763	30.849	17.908
7	15:02:53.216	1:18.252	+7.453	23.597	32.051	22.604
8	15:04:17.018	1:23.802	+13.003	28.295	33.603	21.904
9	15:06:01.215	1:44.197	+33.398	39.806	43.978	20.413
10	15:07:13.082	1:11.867	+1.068	23.354	30.773	17.740

(11) Julie Antonina Sorensen						
1	14:55:30.300	1:24.153	+11.373	23.889	41.906	18.358
2	14:56:44.414	1:14.114	+1.334	23.671	32.444	17.999
3	14:57:57.828	1:13.414	+0.634	23.656	31.732	18.026
4	14:59:11.363	1:13.535	+0.755	24.323	31.437	17.775
5	15:00:25.015	1:13.652	+0.872	24.273	31.560	17.819
6	15:01:39.649	1:14.634	+1.854	24.852	31.762	18.020
7	15:02:55.365	1:15.716	+2.936	24.494	31.798	19.424
8	15:04:17.718	1:22.353	+9.573	27.574	33.954	20.825
9	15:06:01.460	1:43.742	+30.962	39.671	43.758	20.313
10	15:07:14.240	1:12.780		23.465	31.564	17.751

(88) Lucas Christer Stenberg						
1	14:55:09.150	1:12.913	+2.220	23.437	30.913	18.563
2	14:56:20.531	1:11.381	+0.688	22.865	31.043	17.473
3	14:57:31.942	1:11.411	+0.718	22.493	30.842	18.076
4	14:58:43.925	1:11.983	+1.290	23.509	30.626	17.848
5	14:59:54.760	1:10.835	+0.142	22.583	30.470	17.782
6	15:01:05.453	1:10.693		22.622	30.325	17.746

(4) Mads Byerg Damgaard						
1	14:55:18.590	1:14.879	+0.922			
2	14:56:32.547	1:13.957				
3	14:57:47.319	1:14.772	+0.815			
4	14:59:01.705	1:14.386	+0.429			
5	15:00:17.475	1:15.770	+1.813			
6	15:01:31.825	1:14.350	+0.393			

(34) Oliver Odgaard						
1	14:55:12.346	1:11.985	+1.225	23.312	30.817	17.856
2	14:56:23.748	1:11.402	+0.642	22.795	31.076	17.531
3	14:57:34.600	1:10.852	+0.092	22.728	30.299	17.825
4	14:58:45.570	1:10.970	+0.210	22.807	30.409	17.754
5	14:59:56.330	1:10.760		22.705	30.321	17.734
6	15:01:07.632	1:11.302	+0.542	22.898	30.540	17.864
7	15:02:19.795	1:12.163	+1.403	23.042	30.667	18.454
p8	15:04:20.780	2:00.985	+50.225	27.972	51.844	

These results are provisional, until the conclusion of any judicial and technical inquiries.

Hans-Jorn Sogaard Andersen
Clerk of the Course

Attila Boros
Chief Timekeeper

CHRONOMOTO
TIMING

Padborg Park Open

Aquila Synergy Cup

Padborg Park 2,150 km

Heat 2

2018.04.21. 16:25

Race (12:00 and 1 Laps)

POLE POSITION

	1	2
1	99 Bastian Buus	9 Kevin Hamberg Svenson
2	62 Mark Sorensen	52 Christoffer Peter Christensen
3	37 Kevin Brandsborg	42 Nicolai Nygaard Pedersen
4	46 Viking Svensson	21 Magnus Taulborg
5	11 Julie Antonina Sorensen	88 Lucas Christer Stenberg
6	4 Mads Byerg Damgaard	34 Oliver Odgaard

Padborg Park Open

Sorted on Laps

Aquila Synergy Cup

Padborg Park 2,150 km

Heat 2

2018.04.21. 16:25

Race (12:00 and 1 Laps) started at 16:25:08

Pos	No.	Name	Nat.	Car	Class	Laps	Total Tm	Diff	Gap	Best Tm
1	99	Bastian Buus	DNK	Aquila	Aquila	11	13:11.778			1:09.557
2	9	Kevin Hamberg Svenson	DNK	Aquila Synergy	Aquila	11	13:11.884	0.106	0.106	1:09.588
3	52	Christoffer Peter Christensen	DNK	Aquila Synergy	Aquila	11	13:15.983	4.205	4.099	1:09.792
4	62	Mark Sorensen	DNK	Aquila Synergy	Aquila	11	13:16.467	4.689	0.484	1:09.660
5	46	Viking Svensson	SWE	Aquila	Aquila	11	13:25.068	13.290	8.601	1:10.551
6	21	Magnus Taulborg	DNK	Aquila Synergy	Aquila	11	13:26.943	15.165	1.875	1:10.424
7	37	Kevin Brandsborg	DNK	Aquila Synergy	Aquila	11	13:28.437	16.659	1.494	1:09.774
8	42	Nicolai Nygaard Pedersen	DNK	Aquila Synergy	Aquila	11	13:29.065	17.287	0.628	1:10.817
9	11	Julie Antonina Sorensen	DNK	Aquila	Aquila	11	13:51.400	39.622	22.335	1:12.833

Not classified (75% = 8 Laps)

DNF	88	Lucas Christer Stenberg	SWE	Aquila Synergy	Aquila	6	7:30.128	DNF		1:10.017
DNS	4	Mads Byerg Damgaard	DNK	Aquila Synergy	Aquila			DNS		
DQ	34	Oliver Odgaard	DNK	Aquila Synergy	Aquila	4	5:30.341	DQ		1:13.183

Announcements

#34 - DQ - Forlader pit under Lob / Leaving the pit during the race

Margin of Victory	Avg. Speed	Best Lap Tm	Best Speed	Best Lap by
0.106	107,530	1:09.557	111,276	99 - Bastian Buus

Orbits

These results are provisional, until the conclusion of any judicial and technical inquiries.

Hans-Jorn Sogaard Andersen
Clerk of the Course

Attila Boros
Chief Timekeeper

Padborg Park Open

Aquila Synergy Cup

Padborg Park 2,150 km

Heat 2

2018.04.21. 16:25

Race (12:00 and 1 Laps) started at 16:25:08

Lap	Time of Day	Lap Tm	Diff	S1 Tm	S2 Tm	S3 Tm	Lap	Time of Day	Lap Tm	Diff	S1 Tm	S2 Tm	S3 Tm
(99) Bastian Buus							8	16:35:01.450	1:10.820	+0.396	22.533	30.686	17.601
1	16:26:38.988	1:11.460	+1.903	22.890	30.773	17.797	9	16:36:12.458	1:11.008	+0.584	22.716	30.603	17.689
2	16:27:49.445	1:10.457	+0.900	22.579	30.390	17.488	10	16:37:23.637	1:11.179	+0.755	22.768	30.618	17.793
3	16:28:59.629	1:10.184	+0.627	22.133	30.573	17.478	11	16:38:35.907	1:12.270	+1.846	22.935	31.057	18.278
4	16:30:09.186	1:09.557		22.185	29.876	17.496	(37) Kevin Brandsborg						
5	16:31:19.269	1:10.083	+0.526	22.250	30.377	17.456	1	16:26:40.217	1:11.583	+1.809	23.193	30.609	17.781
6	16:32:29.245	1:09.976	+0.419	22.347	30.025	17.604	2	16:27:50.594	1:10.377	+0.603	22.529	30.302	17.546
7	16:33:39.650	1:10.405	+0.848	22.400	30.336	17.669	3	16:29:00.368	1:09.774		22.254	30.008	17.512
8	16:34:49.971	1:10.321	+0.764	22.376	30.394	17.551	4	16:30:21.499	1:21.131	+11.357	22.642	29.991	28.498
9	16:36:00.302	1:10.331	+0.774	22.488	30.315	17.528	5	16:31:32.627	1:11.128	+1.354	22.870	30.402	17.856
10	16:37:10.743	1:10.441	+0.884	22.363	30.351	17.727	6	16:32:43.431	1:10.804	+1.030	22.685	30.374	17.745
11	16:38:20.742	1:09.999	+0.442	22.438	30.043	17.518	7	16:33:53.794	1:10.363	+0.589	22.541	30.192	17.630
(9) Kevin Hamberg Svenson							8	16:35:04.663	1:10.869	+1.095	22.719	30.573	17.577
1	16:26:39.215	1:11.863	+2.275	22.958	31.097	17.808	9	16:36:15.152	1:10.489	+0.715	22.685	30.371	17.433
2	16:27:49.196	1:09.981	+0.393	22.340	29.917	17.724	10	16:37:25.638	1:10.486	+0.712	22.589	30.269	17.628
3	16:28:59.320	1:10.124	+0.536	22.286	30.112	17.726	11	16:38:37.401	1:11.763	+1.989	23.173	30.852	17.738
4	16:30:08.908	1:09.588		22.220	29.641	17.727	(42) Nicolai Nygaard Pedersen						
5	16:31:19.516	1:10.608	+1.020	22.427	30.624	17.557	1	16:26:41.839	1:13.413	+2.596	23.810	31.029	18.574
6	16:32:29.487	1:09.971	+0.383	22.269	30.100	17.602	2	16:27:53.425	1:11.586	+0.769	23.411	30.554	17.621
7	16:33:39.881	1:10.394	+0.806	22.283	30.338	17.773	3	16:29:05.052	1:11.627	+0.810	23.230	30.705	17.692
8	16:34:50.192	1:10.311	+0.723	22.277	30.519	17.515	4	16:30:16.643	1:11.591	+0.774	22.744	30.450	18.397
9	16:36:00.818	1:10.626	+1.038	22.752	30.295	17.579	5	16:31:28.151	1:11.508	+0.691	22.817	30.580	18.111
10	16:37:10.960	1:10.142	+0.554	22.278	30.183	17.681	6	16:32:40.245	1:12.094	+1.277	23.694	30.813	17.587
11	16:38:20.848	1:09.888	+0.300	22.380	30.092	17.416	7	16:33:51.062	1:10.817		22.548	30.649	17.620
(52) Christoffer Peter Christensen							8	16:35:02.668	1:11.606	+0.789	22.687	30.501	18.418
1	16:26:39.639	1:11.492	+1.700	23.002	30.744	17.746	9	16:36:13.821	1:11.153	+0.336	22.776	30.958	17.419
2	16:27:50.117	1:10.478	+0.686	22.615	30.358	17.505	10	16:37:25.513	1:11.692	+0.875	23.048	31.003	17.641
3	16:29:00.546	1:10.429	+0.637	22.414	30.186	17.829	11	16:38:38.029	1:12.516	+1.699	23.055	31.318	18.143
4	16:30:12.479	1:11.933	+2.141	22.807	30.128	18.998	(11) Julie Antonina Sorensen						
5	16:31:22.585	1:10.106	+0.314	22.457	30.102	17.547	1	16:26:45.007	1:14.778	+1.945	24.641	32.100	18.037
6	16:32:32.979	1:10.394	+0.602	22.478	30.185	17.731	2	16:27:59.684	1:14.677	+1.844	24.660	31.801	18.216
7	16:33:42.771	1:09.792		22.312	30.006	17.474	3	16:29:12.525	1:12.841	+0.008	23.435	31.424	17.982
8	16:34:52.928	1:10.157	+0.365	22.417	30.120	17.620	4	16:30:26.356	1:13.831	+0.998	23.725	31.365	18.741
9	16:36:03.459	1:10.531	+0.739	22.472	30.489	17.570	5	16:31:39.189	1:12.833		23.636	31.083	18.114
10	16:37:14.017	1:10.558	+0.766	22.541	30.161	17.856	6	16:32:52.184	1:12.995	+0.162	23.855	31.188	17.952
11	16:38:24.947	1:10.930	+1.138	22.566	30.769	17.595	7	16:34:05.704	1:13.520	+0.687	23.077	32.064	18.379
(62) Mark Sorensen							8	16:35:19.891	1:14.187	+1.354	23.947	32.090	18.150
1	16:26:40.891	1:12.002	+2.342	23.475	30.484	18.043	9	16:36:33.708	1:13.817	+0.984	23.853	31.934	18.030
2	16:27:51.514	1:10.623	+0.963	22.514	30.438	17.671	10	16:37:47.319	1:13.611	+0.778	23.768	31.838	18.005
3	16:29:01.603	1:10.089	+0.429	22.343	29.945	17.801	11	16:39:00.364	1:13.045	+0.212	23.199	31.799	18.047
4	16:30:12.038	1:10.435	+0.775	22.397	30.155	17.883	(88) Lucas Christer Stenberg						
5	16:31:22.120	1:10.082	+0.422	22.444	29.973	17.665	1	16:26:45.374	1:14.841	+4.824	24.537	32.283	18.021
6	16:32:32.325	1:10.205	+0.545	22.481	30.118	17.606	2	16:27:56.757	1:11.383	+1.366	23.144	30.470	17.769
7	16:33:41.985	1:09.660		22.186	29.894	17.580	3	16:29:07.442	1:10.685	+0.668	22.592	30.117	17.976
8	16:34:53.227	1:11.242	+1.582	22.393	30.637	18.212	4	16:30:17.459	1:10.017		22.261	29.905	17.851
9	16:36:03.695	1:10.468	+0.808	22.429	30.426	17.613	5	16:31:28.134	1:10.675	+0.658	22.445	30.536	17.694
10	16:37:15.255	1:11.560	+1.900	22.449	30.180	18.931	6	16:32:39.092	1:10.958	+0.941	23.091	30.205	17.662
11	16:38:25.431	1:10.176	+0.516	22.631	30.041	17.504	(34) Oliver Odgaard						
(46) Viking Svensson							1	16:26:46.126	1:15.111	+1.928	24.437	32.369	18.305
1	16:26:41.615	1:11.985	+1.434	23.071	30.858	18.056	2	16:27:59.992	1:13.866	+0.683	23.788	31.742	18.336
2	16:27:52.669	1:11.054	+0.503	23.062	30.239	17.753	3	16:29:13.175	1:13.183		23.487	31.230	18.466
3	16:29:03.220	1:10.551		22.619	30.147	17.785	p4	16:30:39.305	1:26.130	+12.947	23.594	31.663	
4	16:30:14.437	1:11.217	+0.666	22.721	30.167	18.329	(21) Magnus Taulborg						
5	16:31:25.430	1:10.993	+0.442	22.780	30.380	17.833	1	16:26:42.447	1:12.495	+2.071	23.314	30.986	18.195
6	16:32:36.696	1:11.266	+0.715	22.977	30.343	17.946	2	16:27:54.095	1:11.648	+1.224	22.932	31.115	17.601
7	16:33:47.833	1:11.137	+0.586	22.635	30.558	17.944	3	16:29:04.519	1:10.424		22.537	30.207	17.680
8	16:34:59.471	1:11.638	+1.087	22.698	30.794	18.146	4	16:30:16.248	1:11.729	+1.305	22.908	30.482	18.339
9	16:36:10.843	1:11.372	+0.821	22.892	30.611	17.869	5	16:31:27.223	1:10.975	+0.551	22.543	30.574	17.858
10	16:37:22.015	1:11.172	+0.621	23.043	30.399	17.730	6	16:32:39.872	1:12.649	+2.225	24.185	30.650	17.814
11	16:38:34.032	1:12.017	+1.466	23.172	30.628	18.217	7	16:33:50.630	1:10.758	+0.334	22.591	30.419	17.748

These results are provisional, until the conclusion of any judicial and technical inquiries.

 Hans-Jorn Sogaard Andersen
Clerk of the Course

 Attila Boros
Chief Timekeeper

Padborg Park Open

Aquila Synergy Cup

Padborg Park 2,150 km

Heat 3

2018.04.22. 11:30

Race (12:00 and 1 Laps)

POLE POSITION

	1	2
1	99 Bastian Buus	9 Kevin Hamberg Svenson
2	52 Christoffer Peter Christensen	62 Mark Sorensen
3	46 Viking Svensson	21 Magnus Taulborg
4	37 Kevin Brandsborg	42 Nicolai Nygaard Pedersen
5	11 Julie Antonina Sorensen	88 Lucas Christer Stenberg
6	4 Mads Byerg Damgaard	34 Oliver Odgaard

Padborg Park Open

Sorted on Laps

Aquila Synergy Cup

Padborg Park 2,150 km

Heat 3 - Modified

2018.04.22. 11:30

Race (12:00 and 1 Laps) started at 11:41:19

Pos	No.	Name	Nat.	Car	Class	Laps	Total Tm	Diff	Gap	Best Tm
1	99	Bastian Buus	DNK	Aquila	Aquila	11	13:12.099			1:09.177
2	9	Kevin Hamberg Svenson	DNK	Aquila Synergy	Aquila	11	13:12.329	0.230	0.230	1:09.445
3	52	Christoffer Peter Christensen	DNK	Aquila Synergy	Aquila	11	13:17.442	5.343	5.113	1:09.746
4	37	Kevin Brandsborg	DNK	Aquila Synergy	Aquila	11	13:27.074	14.975	9.632	1:10.429
5	88	Lucas Christer Stenberg	SWE	Aquila Synergy	Aquila	11	13:35.572	23.473	8.498	1:10.553
6	42	Nicolai Nygaard Pedersen	DNK	Aquila Synergy	Aquila	11	13:36.155	24.056	0.583	1:10.972
7	62	Mark Sorensen	DNK	Aquila Synergy	Aquila	11	13:40.355	28.256	4.200	1:10.556
8	21	Magnus Taulborg	DNK	Aquila Synergy	Aquila	11	13:41.030	28.931	0.675	1:11.031
9	46	Viking Svensson	SWE	Aquila	Aquila	11	13:51.235	39.136	10.205	1:10.772
10	11	Julie Antonina Sorensen	DNK	Aquila	Aquila	11	14:14.759	1:02.660	23.524	1:11.922
11	4	Mads Byerg Damgaard	DNK	Aquila Synergy	Aquila	10	13:15.052	1 Lap	1 Lap	1:12.998

Not classified (75% = 8 Laps)

DQ	34	Oliver Odgaard	DNK	Aquila Synergy	Aquila	9	11:30.641	DQ		1:10.705
----	----	----------------	-----	----------------	--------	---	-----------	----	--	----------

Announcements

- #34 - DQ - Forlader pit under Lob / Leaving the pit during the race
- #62 - Tyvstart - 2 Strafbaner / Jump start - 2 times penalty lane
- #11 - 2 strafbaner for pakorsel / 2 times penalty lane causing an accident

Margin of Victory	Avg. Speed	Best Lap Tm	Best Speed	Best Lap by
0.230	107,487	1:09.177	111,887	99 - Bastian Buus

Orbits

These results are provisional, until the conclusion of any judicial and technical inquiries.

Hans-Jorn Sogaard Andersen
Clerk of the Course

Attila Boros
Chief Timekeeper

Padborg Park Open

Aquila Synergy Cup

Padborg Park 2,150 km

Heat 3

2018.04.22. 11:30

Race (12:00 and 1 Laps) started at 11:41:19

Lap	Time of Day	Lap Tm	Diff	S1 Tm	S2 Tm	S3 Tm	Lap	Time of Day	Lap Tm	Diff	S1 Tm	S2 Tm	S3 Tm
(99) Bastian Buus													
1	11:42:51.910	1:12.312	+3.135	23.237	31.294	17.781	8	11:51:21.059	1:11.330	+0.358	22.816	30.868	17.646
2	11:44:02.175	1:10.265	+1.088	22.582	30.248	17.435	9	11:52:32.203	1:11.144	+0.172	22.692	30.778	17.674
3	11:45:11.425	1:09.250	+0.073	22.181	29.740	17.329	10	11:53:44.165	1:11.962	+0.990	22.760	31.581	17.621
4	11:46:20.808	1:09.383	+0.206	22.125	29.819	17.439	11	11:54:56.113	1:11.948	+0.976	22.699	30.517	18.732
5	11:47:30.562	1:09.754	+0.577	22.357	29.980	17.417	(62) Mark Sorensen						
6	11:48:41.762	1:11.200	+2.023	22.901	30.800	17.499	1	11:42:55.442	1:13.134	+2.578	23.836	31.430	17.868
7	11:49:52.039	1:10.277	+1.100	22.761	30.238	17.278	2	11:44:11.751	1:16.309	+5.753	22.824	35.384	18.101
8	11:51:01.629	1:09.590	+0.413	22.473	29.894	17.223	3	11:45:24.193	1:12.442	+1.886	22.843	30.809	18.790
9	11:52:10.806	1:09.177		22.241	29.661	17.275	4	11:46:41.946	1:17.753	+7.197	22.953	36.466	18.334
10	11:53:20.883	1:10.077	+0.900	22.256	30.227	17.594	5	11:47:54.355	1:12.409	+1.853	23.625	30.564	18.220
11	11:54:32.057	1:11.174	+1.997	22.876	30.459	17.839	6	11:49:05.497	1:11.142	+0.586	22.713	30.397	18.032
(9) Kevin Hamberg Svenson													
1	11:42:51.489	1:11.430	+1.985	22.857	30.744	17.829	7	11:50:16.459	1:10.962	+0.406	22.615	30.260	18.087
2	11:44:01.661	1:10.172	+0.727	22.481	30.041	17.650	8	11:51:27.015	1:10.556		22.459	30.285	17.812
3	11:45:11.106	1:09.445		22.191	29.768	17.486	9	11:52:38.193	1:11.178	+0.622	22.966	30.472	17.740
4	11:46:20.668	1:09.562	+0.117	22.233	29.757	17.572	10	11:53:49.011	1:10.818	+0.262	22.572	30.356	17.890
5	11:47:30.458	1:09.790	+0.345	22.385	29.933	17.472	11	11:55:00.313	1:11.302	+0.746	22.846	30.753	17.703
6	11:48:41.037	1:10.579	+1.134	22.913	30.120	17.546	(21) Magnus Taulborg						
7	11:49:51.180	1:10.143	+0.698	22.422	30.007	17.714	1	11:42:54.827	1:13.016	+1.985	23.671	31.736	17.609
8	11:51:00.923	1:09.743	+0.298	22.317	29.866	17.560	2	11:44:06.548	1:11.721	+0.690	23.266	30.919	17.536
9	11:52:11.121	1:10.198	+0.753	22.393	29.988	17.817	3	11:45:19.139	1:12.591	+1.560	23.300	30.766	18.525
10	11:53:20.997	1:09.876	+0.431	22.065	30.206	17.605	4	11:46:30.832	1:11.693	+0.662	23.102	30.895	17.696
11	11:54:32.287	1:11.290	+1.845	22.943	30.376	17.971	5	11:47:42.835	1:12.003	+0.972	23.041	31.068	17.894
(52) Christoffer Peter Christensen													
1	11:42:52.377	1:11.870	+2.124	23.137	30.922	17.811	6	11:48:54.516	1:11.681	+0.650	22.957	31.138	17.586
2	11:44:02.913	1:10.536	+0.790	22.670	30.328	17.538	7	11:50:06.179	1:11.663	+0.632	22.959	30.922	17.782
3	11:45:12.659	1:09.746		22.385	29.972	17.389	8	11:51:17.826	1:11.647	+0.616	22.998	30.728	17.921
4	11:46:22.743	1:10.084	+0.338	22.424	30.270	17.390	9	11:52:28.857	1:11.031		22.798	30.818	17.415
5	11:47:32.852	1:10.109	+0.363	22.507	30.187	17.415	10	11:53:47.772	1:18.915	+7.884	22.972	31.410	24.533
6	11:48:43.161	1:10.309	+0.563	22.424	30.253	17.632	11	11:55:00.988	1:13.216	+2.185	23.844	31.311	18.061
7	11:49:53.607	1:10.446	+0.700	22.626	30.353	17.467	(46) Viking Svensson						
8	11:51:03.921	1:10.314	+0.568	22.430	30.316	17.568	1	11:42:53.775	1:12.355	+1.583	23.618	30.909	17.828
9	11:52:15.769	1:11.848	+2.102	23.185	30.862	17.801	2	11:44:05.062	1:11.287	+0.515	22.887	30.607	17.793
10	11:53:26.513	1:10.744	+0.998	22.590	30.594	17.560	3	11:45:16.350	1:11.288	+0.516	23.312	30.288	17.688
11	11:54:37.400	1:10.887	+1.141	22.582	30.768	17.537	4	11:46:27.122	1:10.772		22.680	30.161	17.931
(37) Kevin Brandsborg													
1	11:42:54.341	1:12.333	+1.904	23.647	30.867	17.819	5	11:47:38.001	1:10.879	+0.107	22.884	30.315	17.680
2	11:44:04.770	1:10.429		22.689	30.429	17.311	6	11:48:48.987	1:10.986	+0.214	22.916	30.279	17.791
3	11:45:15.573	1:10.803	+0.374	22.713	30.440	17.650	7	11:50:00.927	1:11.940	+1.168	23.011	30.967	17.962
4	11:46:26.629	1:11.056	+0.627	22.955	30.357	17.744	8	11:51:16.833	1:15.906	+5.134	23.228	33.043	19.635
5	11:47:37.281	1:10.652	+0.223	22.655	30.375	17.622	9	11:52:29.214	1:12.381	+1.609	23.300	30.998	18.083
6	11:48:48.409	1:11.128	+0.699	22.882	30.428	17.818	10	11:53:57.452	1:28.238	+17.466	23.065	30.803	34.370
7	11:49:59.604	1:11.195	+0.766	22.827	30.447	17.921	11	11:55:11.193	1:13.741	+2.969	24.221	31.303	18.217
8	11:51:11.214	1:11.610	+1.181	23.041	30.613	17.956	(11) Julie Antonina Sorensen						
9	11:52:23.115	1:11.901	+1.472	22.996	30.813	18.092	1	11:43:15.753	1:32.619	+20.697	42.841	31.562	18.216
10	11:53:35.042	1:11.927	+1.498	23.117	30.811	17.999	2	11:44:29.934	1:14.181	+2.259	23.771	31.702	18.708
11	11:54:47.032	1:11.990	+1.561	23.056	30.984	17.950	3	11:45:51.631	1:21.697	+9.775	24.087	35.023	22.587
(88) Lucas Christer Stenberg													
1	11:43:01.720	1:12.669	+2.116	23.745	30.883	18.041	4	11:47:06.724	1:15.093	+3.171	23.360	33.560	18.173
2	11:44:12.970	1:11.250	+0.697	22.907	30.553	17.790	5	11:48:19.011	1:12.287	+0.365	23.737	30.743	17.807
3	11:45:24.035	1:11.065	+0.512	22.660	30.533	17.872	6	11:49:32.091	1:13.080	+1.158	23.561	31.279	18.240
4	11:46:36.042	1:12.007	+1.454	22.721	31.023	18.263	7	11:50:44.098	1:12.007	+0.085	23.123	30.935	17.949
5	11:47:47.519	1:11.477	+0.924	22.465	31.124	17.888	8	11:51:57.003	1:12.905	+0.983	23.173	30.899	18.833
6	11:48:59.372	1:11.853	+1.300	23.366	30.917	17.570	9	11:53:10.116	1:13.113	+1.191	23.853	31.377	17.883
7	11:50:10.802	1:11.430	+0.877	23.031	30.607	17.792	10	11:54:22.038	1:11.922		23.222	30.995	17.705
8	11:51:21.975	1:11.173	+0.620	22.760	30.773	17.640	11	11:55:34.717	1:12.679	+0.757	23.453	30.999	18.227
9	11:52:32.528	1:10.553		22.535	30.443	17.575	(4) Mads Byerg Damgaard						
10	11:53:44.589	1:12.061	+1.508	22.595	31.754	17.712	1	11:42:59.616	1:15.389	+2.391			
11	11:54:55.530	1:10.941	+0.388	22.396	30.756	17.789	2	11:44:14.421	1:14.805	+1.807			
(42) Nicolai Nygaard Pedersen													
1	11:43:00.109	1:12.938	+1.966	24.056	31.127	17.755	3	11:45:27.419	1:12.998				
2	11:44:12.341	1:12.232	+1.260	23.637	30.731	17.864	4	11:46:41.598	1:14.179	+1.181			
3	11:45:23.715	1:11.374	+0.402	23.017	30.313	18.044	5	11:47:56.299	1:14.701	+1.703			
4	11:46:35.508	1:11.793	+0.821	22.949	31.243	17.601	6	11:49:09.890	1:13.591	+0.593			
5	11:47:47.761	1:12.253	+1.281	22.834	31.408	18.011	7	11:50:24.804	1:14.914	+1.916			
6	11:48:58.733	1:10.972		22.943	30.382	17.647	8	11:51:39.005	1:14.201	+1.203			
7	11:50:09.729	1:10.996	+0.024	22.851	30.517	17.628	9	11:53:19.977	1:40.972	+27.974			
10							10	11:54:35.010	1:15.033	+2.035			
(34) Oliver Odgaard													
1	11:42:56.589	1:13.238	+2.533	24.145	31.134	17.959							
2	11:44:07.294	1:10.705		22.696	30.459	17.550							
3	11:45:18.739	1:11.445	+0.740	22.641	31.024	17.780							
4	11:46:30.127	1:11.388	+0.683	22.985	30.295	18.108							

These results are provisional, until the conclusion of any judicial and technical inquiries.

Hans-Jorn Sogaard Andersen
Clerk of the Course

Attila Boros
Chief Timekeeper

CHRONOMOTO
TIMING

Padborg Park Open

Aquila Synergy Cup

Padborg Park 2,150 km

Heat 3

2018.04.22. 11:30

Race (12:00 and 1 Laps) started at 11:41:19

Lap	Time of Day	Lap Tm	Diff	S1 Tm	S2 Tm	S3 Tm	Lap	Time of Day	Lap Tm	Diff	S1 Tm	S2 Tm	S3 Tm
5	11:47:41.187	1:11.060	+0.355	22.725	30.412	17.923							
6	11:48:52.335	1:11.148	+0.443	22.766	30.519	17.863							
7	11:50:03.528	1:11.193	+0.488	22.709	30.670	17.814							
8	11:51:15.192	1:11.664	+0.959	22.792	30.463	18.409							
p9	11:52:50.599	1:35.407	+24.702	25.549	36.524								

Hans-Jorn Sogaard Andersen
Clerk of the CourseAttila Boros
Chief Timekeeper

Padborg Park Open

Sorted on Best Lap time

Youngtimer Division 2 + 3

Padborg Park 2,150 km

Starting List

2018.04.21. 07:00

Practice

Pos	No.	Name	Driver Lic.	Nat.	Club Name	ClubCode	Car	Class
1	208	Frank Jakobson	78237	DNK	Motor Sport Sønderjylland	MSS-022	BMW E36	YT 2
2	209	Soren Christiansen	04836	DNK	Motor Sport Sønderjylland	MSS-022	Peugeot 205	YT 2
3	217	Tom Jorgensen	72527	DNK	Randers Auto Sport	RAS-071	E46 BMW	YT 2
4	222	Soren Christensen	73667	DNK	Historisk Motor Sport Danmark	HMS-002	BMW E46	YT 2
5	232	Kenneth Sogaard	81577	DNK	Aarhus Automobil Sport	AAS-027	BMW E46	YT 2
6	233	Morten Sogaard-Linnet	84604	DNK	Historisk Motor Sport Danmark	HMS-002	BMW E46	YT 2
7	244	Jens Arne Lefevre Steffensen	35397	DNK	Motorsport Nordjylland	MNJ-099	Audi A3 1,8 T	YT 2
8	250	Soren Anker	41399	DNK	Aarhus Automobil Sport	AAS-027	BMW E46	YT 2
9	253	Arne Hansen	85594	DNK	Motor Sport Sønderjylland	MSS-022	Renault Clio	YT 2
10	254	Max Terpager	79458	DNK	Aarhus Automobil Sport	AAS-027	BMW E46	YT 2
11	256	Ole Sondrup	06157	DNK	Aarhus Automobil Sport	AAS-027	BMW E36	YT 2
12	257	Nikolaj Lindberg	64960	DNK	Historisk Motor Sport Danmark	HMS-002		YT 2
13	260	Anders Tage Jensen	7343	DNK	Motor Sport Sønderjylland	MSS-022	BMW E36 Compact 2,5	YT 2
14	269	Kim König	33676	DNK	Historisk Motor Sport Danmark	HMS-002	Peugeot 306 GTI	YT 2
15	275	Jens Zinck	71255	DNK	Aarhus Automobil Sport	AAS-027	Audi A3 1,8 T	YT 2
16	289	Morten Kjaer Bojsøe	80639	DNK	Motor Sport Sønderjylland	MSS-022	Renault Clio 1 1,8 16V	YT 2
17	290	Soren Behnfeld	81879	DNK	Motor Sport Sønderjylland	MSS-022	Citroën Saxo	YT 2
18	296	Claus Andersen	30973	DNK	Motor Sport Sønderjylland	MSS-022	Opel Calibra	YT 2
19	298	Holger Wilcks	74089	DNK	Historisk Motor Sport Danmark	HMS-002	Mazda MX-5	YT 2
20	315	Sebastian Belli	72983	DNK	Aarhus Automobil Sport	AAS-027	VW Lupo	YT 3
21	318	Peder Skipper	61970	DNK	Aarhus Automobil Sport	AAS-027	BMW 318 is	YT 3
22	319	Per Vestergaard	59623	DNK	Historisk Motor Sport Danmark	HMS-002	Porsche 924	YT 3
23	320	Niels Lindberg Møller	3854	DNK	Historisk Motor Sport Danmark	HMS-002	Ford Sierra	YT 3
24	321	Sv. Aa. Helsinghoff	59191	DNK	Aarhus Automobil Sport	AAS-027	BMW E36	YT 3
25	323	Lars Lundgaard	7245	DNK	Skanderborg Motor Orienterings Klub	SMOK-320	Citroen Saxo	YT 3
26	324	Torben Møller	81234	DNK	Skanderborg Motor Orienterings Klub	SMOK-320	BMW e36	YT 3
27	325	Orla Iversen	7248	DNK	Skanderborg Motor Orienterings Klub	SMOK-320	BMW 2.5	YT 3
28	326	Lars Henrik Leed	37735	DNK	Historisk Motor Sport Danmark	HMS-002	Porsche 944	YT 3
29	355	Keld Graabaek	35618	DNK	Historisk Motor Sport Danmark	HMS-002	VW Beetle	YT 3
30	365	Bjarne Haa Rasmussen	40301	DNK	Djursland Motor Klub Auto	DMKA-006	Renault Laguna	YT 3
31	390	René Borge Nielsen	27850	DNK	Motor Sport Sønderjylland	MSS-022	Renault Clio 2	YT 3

Padborg Park Open

Sorted on Best Lap time

Youngtimer Division 2 + 3

Padborg Park 2,150 km

Timed Practice

2018.04.21. 10:50

Qualifying (20:00 Time) started at 10:50:22

Pos	No.	Name	Nat.	Car	Class	Laps	Best Tm	Diff	Gap	In Lap
1	256	Ole Sondrup	DNK	BMW E36	YT 2	16	1:09.778			11
2	250	Soren Anker	DNK	BMW E46	YT 2	14	1:10.488	0.710	0.710	11
3	260	Anders Tage Jensen	DNK	BMW E36 Compact 2,5	YT 2	14	1:10.835	1.057	0.347	13
4	290	Soren Behnfeld	DNK	Citroën Saxo	YT 2	10	1:11.255	1.477	0.420	7
5	208	Frank Jakobson	DNK	BMW E36	YT 2	13	1:11.325	1.547	0.070	11
6	269	Kim König	DNK	Peugeot 306 GTI	YT 2	12	1:11.464	1.686	0.139	12
7	318	Peder Skipper	DNK	BMW 318 is	YT 3	13	1:11.835	2.057	0.371	11
8	244	Jens Arne Lefevre Steffensen	DNK	Audi A3 1,8 T	YT 2	14	1:12.310	2.532	0.475	13
9	217	Tom Jorgensen	DNK	E46 BMW	YT 2	15	1:12.541	2.763	0.231	15
10	209	Soren Christiansen	DNK	Peugeot 205	YT 2	13	1:12.662	2.884	0.121	11
11	326	Lars Henrik Leed	DNK	Porsche 944	YT 3	15	1:13.432	3.654	0.770	12
12	296	Claus Andersen	DNK	Opel Calibra	YT 2	13	1:14.140	4.362	0.708	8
13	298	Holger Wilcks	DNK	Mazda MX-5	YT 2	14	1:14.377	4.599	0.237	10
14	275	Jens Zinck	DNK	Audi A3 1,8 T	YT 2	15	1:14.480	4.702	0.103	6
15	232	Kenneth Sogaard	DNK	BMW E46	YT 2	15	1:14.688	4.910	0.208	15
16	222	Soren Christensen	DNK	BMW E46	YT 2	8	1:14.896	5.118	0.208	3
17	325	Orla Iversen	DNK	BMW 2.5	YT 3	15	1:15.220	5.442	0.324	15
18	390	René Borge Nielsen	DNK	Renault Clio 2	YT 3	14	1:15.270	5.492	0.050	7
19	254	Max Terpager	DNK	BMW E46	YT 2	15	1:15.378	5.600	0.108	11
20	320	Niels Lindberg Moller	DNK	Ford Sierra	YT 3	6	1:15.954	6.176	0.576	5
21	324	Torben Moller	DNK	BMW e36	YT 3	14	1:16.129	6.351	0.175	14
22	365	Bjarne Haa Rasmussen	DNK	Renault Laguna	YT 3	11	1:16.815	7.037	0.686	9
23	315	Sebastian Belli	DNK	VW Lupo	YT 3	12	1:16.929	7.151	0.114	8
24	253	Arne Hansen	DNK	Renault Clio	YT 2	5	1:17.030	7.252	0.101	5
25	323	Lars Lundgaard	DNK	Citroen Saxo	YT 3	12	1:17.141	7.363	0.111	9
26	355	Keld Graabaek	DNK	VW Beetle	YT 3	6	1:17.958	8.180	0.817	5
27	321	Sv. Aa. Helsinghoff	DNK	BMW E36	YT 3	12	1:18.180	8.402	0.222	12
28	319	Per Vestergaard	DNK	Porsche 924	YT 3	14	1:18.787	9.009	0.607	11
29	233	Morten Sogaard-Linnet	DNK	BMW E46	YT 2	12	1:19.762	9.984	0.975	10
30	257	Nikolaj Lindberg	DNK		YT 2	14	1:23.474	13.696	3.712	14
31	289	Morten Kjaer Bojsoe	DNK	Renault Clio 1 1,8 16V	YT 2	3	1:29.426	19.648	5.952	2

Orbits

These results are provisional, until the conclusion of any judicial and technical inquiries.



Hans-Jorn Sogaard Andersen
Clerk of the Course



Attila Boros
Chief Timekeeper



CHRONOMOTO
TIMING

Padborg Park Open

Youngtimer Division 2 + 3

Padborg Park 2,150 km

Timed Practice

2018.04.21. 10:50

Qualifying (20:00 Time) started at 10:50:22

Lap	Time of Day	Lap Tm	Diff	S1 Tm	S2 Tm	S3 Tm	Lap	Time of Day	Lap Tm	Diff	S1 Tm	S2 Tm	S3 Tm
(256) Ole Sondrup							11	11:06:27.168	1:11.325		22.889	31.016	17.420
1	10:52:40.703	1:27.306	+17.528	28.962	35.925	22.419	p12	11:07:50.652	1:23.484	+12.159	23.156	33.466	
2	10:54:03.161	1:22.458	+12.680	27.436	36.051	18.971	13	11:10:28.825	2:38.173	+1:26.848		32.741	18.060
3	10:55:18.559	1:15.398	+5.620	24.211	33.038	18.149	(269) Kim König						
4	10:56:33.435	1:14.876	+5.098	25.483	31.506	17.887	1	10:53:11.009	1:42.681	+31.217	33.375	45.119	24.187
5	10:57:47.494	1:14.059	+4.281	23.788	31.869	18.402	2	10:54:36.402	1:25.393	+13.929	27.506	36.962	20.925
6	10:59:02.384	1:14.890	+5.112	25.093	32.393	17.404	3	10:55:58.737	1:22.335	+10.871	25.286	35.310	21.739
7	11:00:14.022	1:11.638	+1.860	23.593	30.678	17.367	4	10:57:17.171	1:18.434	+6.970	25.215	34.501	18.718
8	11:01:27.337	1:13.315	+3.537	23.258	30.360	19.697	p5	10:58:52.700	1:35.529	+24.065	26.116	35.201	
9	11:02:38.029	1:10.692	+0.914	22.939	30.309	17.444	6	11:03:56.747	5:04.047	+3:52.583		35.162	19.777
10	11:03:51.196	1:13.167	+3.389	22.925	31.399	18.843	7	11:05:11.756	1:15.009	+3.545	24.300	32.606	18.103
11	11:05:00.974	1:09.778		22.535	30.122	17.121	8	11:06:25.785	1:14.029	+2.565	23.804	32.155	18.070
12	11:06:11.842	1:10.868	+1.090	22.737	30.840	17.291	9	11:07:43.421	1:17.636	+6.172	23.940	34.591	19.105
13	11:07:23.102	1:11.260	+1.482	22.952	31.011	17.297	10	11:09:00.073	1:16.652	+5.188	25.129	33.255	18.268
14	11:08:33.943	1:10.841	+1.063	22.441	30.978	17.422	11	11:10:13.805	1:13.732	+2.268	23.354	32.485	17.893
15	11:09:47.030	1:13.087	+3.309	22.589	32.629	17.869	12	11:11:25.269	1:11.464		23.084	30.897	17.483
16	11:10:58.888	1:11.858	+2.080	23.097	31.317	17.444	(318) Peder Skipper						
(250) Soren Anker							1	10:53:19.698	1:29.230	+17.395	28.713	40.256	20.261
1	10:52:38.679	1:31.081	+20.593	27.925	38.230	24.926	2	10:54:40.460	1:20.762	+8.927	26.182	35.853	18.727
2	10:54:02.484	1:23.805	+13.317	28.909	36.014	18.882	3	10:55:55.268	1:14.808	+2.973	24.082	32.205	18.521
3	10:55:17.368	1:14.884	+4.396	24.144	32.784	17.956	4	10:57:08.253	1:12.985	+1.150	24.094	31.108	17.783
4	10:56:34.874	1:17.506	+7.018	26.080	32.514	18.912	5	10:58:23.515	1:15.262	+3.427	24.673	32.052	18.537
5	10:57:52.212	1:17.338	+6.850	23.873	34.948	18.517	6	10:59:37.448	1:13.933	+2.098	24.364	31.184	18.385
6	10:59:07.498	1:15.286	+4.798	23.950	33.289	18.047	7	11:00:49.790	1:12.342	+0.507	22.954	31.571	17.851
7	11:00:20.465	1:12.967	+2.479	23.204	32.102	17.661	p8	11:02:18.658	1:28.868	+17.033	23.566	31.905	
8	11:01:31.587	1:11.122	+0.634	23.159	30.636	17.327	9	11:05:45.786	3:27.128	+2:15.293		33.141	18.486
9	11:02:42.767	1:11.180	+0.692	22.958	30.598	17.624	10	11:06:59.710	1:13.924	+2.089	23.330	32.380	18.214
10	11:03:55.038	1:12.271	+1.783	24.040	30.458	17.773	11	11:08:11.545	1:11.835		23.503	30.532	17.800
11	11:05:05.526	1:10.488		22.628	30.543	17.317	12	11:09:38.597	1:27.052	+15.217	36.108	32.485	18.459
12	11:06:16.937	1:11.411	+0.923	23.054	30.451	17.906	13	11:10:51.962	1:13.365	+1.530	24.050	31.194	18.121
13	11:07:28.609	1:11.672	+1.184	23.708	30.511	17.453	(244) Jens Arne Lefevre Steffensen						
p14	11:08:59.364	1:30.755	+20.267	23.530	30.418		1	10:54:06.536	1:42.987	+30.677	45.919	37.455	19.613
(260) Anders Tage Jensen							2	10:55:28.417	1:21.881	+9.571	27.023	34.424	20.434
1	10:52:45.804	1:24.121	+13.286	27.916	36.160	20.045	3	10:56:48.844	1:20.427	+8.117	26.202	35.015	19.210
2	10:54:01.000	1:15.196	+4.361	24.384	32.839	17.973	4	10:58:04.084	1:15.240	+2.930	24.774	31.984	18.482
3	10:55:13.632	1:12.632	+1.797	23.087	31.523	18.022	5	10:59:19.202	1:15.118	+2.808	24.135	32.759	18.224
4	10:56:33.647	1:20.015	+9.180	25.624	34.707	19.684	6	11:00:33.944	1:14.742	+2.432	23.767	32.652	18.323
5	10:57:48.028	1:14.381	+3.546	24.222	32.114	18.045	7	11:01:49.308	1:15.364	+3.054	23.726	32.092	19.546
6	10:59:01.556	1:13.528	+2.693	24.185	31.584	17.759	8	11:03:03.458	1:14.150	+1.840	23.476	31.857	18.817
7	11:00:12.963	1:11.407	+0.572	23.657	30.400	17.350	9	11:04:17.265	1:13.807	+1.497	24.476	31.513	17.818
p8	11:01:36.585	1:23.622	+12.787	23.648	30.385		10	11:05:32.065	1:14.800	+2.490	23.848	33.132	17.820
9	11:04:23.959	2:47.374	+1:36.539		32.540	18.300	11	11:06:45.759	1:13.694	+1.384	23.850	31.743	18.101
10	11:05:35.580	1:11.621	+0.786	22.884	31.045	17.692	12	11:07:58.147	1:12.388	+0.078	23.549	31.321	17.518
11	11:06:53.631	1:18.051	+7.216	26.681	33.306	18.064	13	11:09:10.457	1:12.310		23.223	31.226	17.861
12	11:08:10.173	1:16.542	+5.707	27.263	31.539	17.740	14	11:10:23.155	1:12.698	+0.388	23.088	31.592	18.018
13	11:09:21.008	1:10.835		22.987	30.367	17.481	(217) Tom Jørgensen						
p14	11:11:05.692	1:44.684	+33.849	31.255	35.231		1	10:53:53.796	1:23.762	+11.221	28.814	35.824	19.124
(290) Soren Behnfeld							2	10:55:13.112	1:19.316	+6.775	25.996	34.156	19.164
1	10:53:20.592	1:28.214	+16.959	27.692	40.496	20.026	3	10:56:30.359	1:17.247	+4.706	25.091	33.349	18.807
2	10:54:41.085	1:20.493	+9.238	25.268	36.687	18.538	4	10:57:47.158	1:16.799	+4.258	24.460	33.122	19.217
3	10:55:54.861	1:13.776	+2.521	23.732	32.308	17.736	5	10:59:03.389	1:16.231	+3.690	24.845	32.917	18.469
4	10:57:07.116	1:12.255	+1.000	23.596	31.065	17.594	6	11:00:19.785	1:16.396	+3.855	24.756	32.940	18.700
5	10:58:22.019	1:14.903	+3.648	24.694	31.731	18.478	7	11:01:36.422	1:16.637	+4.096	25.940	31.834	18.863
6	10:59:36.330	1:14.311	+3.056	24.253	31.348	18.710	8	11:02:51.110	1:14.688	+2.147	24.255	32.028	18.405
7	11:00:47.585	1:11.255		22.711	30.626	17.918	9	11:04:04.006	1:12.896	+0.355	23.602	31.336	17.958
p8	11:02:25.407	1:37.822	+26.567	24.770	36.829		10	11:05:18.923	1:14.917	+2.376	24.040	32.100	18.777
9	11:04:11.478	1:46.071	+34.816		35.117	19.961	11	11:06:34.160	1:15.237	+2.696	24.275	32.394	18.568
p10	11:05:54.799	1:43.321	+32.066	23.932	37.228		12	11:07:47.476	1:13.316	+0.775	23.605	31.694	18.017
(208) Frank Jakobson							13	11:09:01.352	1:13.876	+1.335	23.869	31.314	18.693
p1	10:53:03.621	1:43.296	+31.971	28.446	37.501		14	11:10:15.618	1:14.266	+1.725	24.333	31.809	18.124
2	10:55:20.468	2:16.847	+1:05.522		37.795	18.781	15	11:11:28.159	1:12.541		23.389	31.214	17.938
3	10:56:37.900	1:17.432	+6.107	24.847	34.347	18.238	(209) Soren Christiansen						
4	10:57:51.916	1:14.016	+2.691	23.474	32.601	17.941	1	10:53:41.668	1:30.152	+17.490	31.046	37.965	21.141
5	10:59:06.620	1:14.704	+3.379	23.843	32.993	17.868	2	10:54:58.364	1:16.696	+4.034	25.371	33.102	18.223
6	11:00:21.059	1:14.439	+3.114	23.536	32.413	18.490	3	10:56:11.831	1:13.467	+0.805	23.414	31.534	18.519
7	11:01:35.342	1:14.283	+2.958	23.622	31.981	18.680	4	10:57:25.227	1:13.396	+0.734	23.366	31.796	18.234
8	11:02:49.963	1:14.621	+3.296	24.767	31.871	17.983	5	10:58:38.511	1:13.284	+0.622	23.434	31.723	18.127
9	11:04:02.671	1:12.708	+1.383	23.525	31.619	17.564	6	10:59:51.458	1:12.947	+0.285	23.276	31.661	18.010
10	11:05:15.843	1:13.172	+1.847	23.210	32.124	17.838	p7	11:01:18.484</					

Padborg Park Open

Youngtimer Division 2 + 3

Padborg Park 2,150 km

Timed Practice

2018.04.21. 10:50

Qualifying (20:00 Time) started at 10:50:22

Lap	Time of Day	Lap Tm	Diff	S1 Tm	S2 Tm	S3 Tm	Lap	Time of Day	Lap Tm	Diff	S1 Tm	S2 Tm	S3 Tm
8	11:04:26.791	3:08.307	+1:55.645		32.968	18.618	2	10:54:07.608	1:22.388	+7.700	27.684	35.477	19.227
9	11:05:39.684	1:12.893	+0.231	23.475	31.369	18.049	3	10:55:26.502	1:18.894	+4.206	25.569	34.230	19.095
10	11:06:53.123	1:13.439	+0.777	23.213	32.102	18.124	4	10:56:47.036	1:20.534	+5.846	25.628	35.563	19.343
11	11:08:05.785	1:12.662		23.328	31.341	17.993	5	10:58:03.433	1:16.397	+1.709	24.582	32.917	18.898
p12	11:09:30.168	1:24.383	+11.721	23.203	31.353		6	10:59:20.178	1:16.745	+2.057	24.574	33.092	19.079
13	11:11:36.010	2:05.842	+53.180		46.415	20.349	7	11:00:36.831	1:16.653	+1.965	24.493	33.314	18.846
(326) Lars Henrik Leed							8	11:01:52.975	1:16.144	+1.456	23.950	33.067	19.127
1	10:53:22.869	1:27.187	+13.755	27.566	39.798	19.823	9	11:03:11.716	1:18.741	+4.053	24.837	34.739	19.165
2	10:54:43.393	1:20.524	+7.092	26.224	34.547	19.753	10	11:04:28.069	1:16.353	+1.665	24.366	33.503	18.484
3	10:56:02.668	1:19.275	+5.843	26.517	34.006	18.752	11	11:05:43.656	1:15.587	+0.899	24.466	32.429	18.692
4	10:57:19.071	1:16.403	+2.971	24.165	33.558	18.680	12	11:07:00.870	1:17.214	+2.526	24.415	33.725	19.074
5	10:58:35.496	1:16.425	+2.993	24.757	32.917	18.751	13	11:08:16.864	1:15.994	+1.306	24.063	33.314	18.617
6	10:59:51.720	1:16.224	+2.792	24.919	32.985	18.320	14	11:09:33.117	1:16.253	+1.565	24.848	32.547	18.858
7	11:01:05.608	1:13.888	+0.456	23.489	32.252	18.147	15	11:10:47.805	1:14.688		23.894	32.194	18.600
8	11:02:19.304	1:13.696	+0.264	23.351	32.095	18.250	(222) Soren Christensen						
9	11:03:33.232	1:13.928	+0.496	23.485	32.053	18.390	1	10:52:36.301	1:34.371	+19.475	29.796	39.283	25.292
10	11:04:47.321	1:14.089	+0.657	23.276	32.529	18.284	2	10:54:01.865	1:25.564	+10.668	30.668	35.724	19.172
11	11:06:01.736	1:14.415	+0.983	23.606	32.425	18.384	3	10:55:16.761	1:14.896		23.907	32.513	18.476
12	11:07:15.168	1:13.432		23.374	31.645	18.413	4	10:56:32.711	1:15.950	+1.054	24.801	32.828	18.321
13	11:08:29.305	1:14.137	+0.705	23.148	32.588	18.401	5	10:57:50.481	1:17.770	+2.874	24.101	34.103	19.566
14	11:09:45.470	1:16.165	+2.733	25.322	32.533	18.310	6	10:59:07.211	1:16.730	+1.834	24.183	33.397	19.150
15	11:11:01.122	1:15.652	+2.220	24.396	32.803	18.453	p7	11:00:37.809	1:30.598	+15.702	24.917	35.042	
(296) Claus Andersen							p8	11:03:27.047	2:49.238	+1:34.342		35.804	
1	10:53:47.915	1:21.286	+7.146	26.580	35.397	19.309	(325) Orla Iversen						
2	10:55:04.468	1:16.553	+2.413	24.250	33.743	18.560	1	10:53:06.637	1:35.058	+19.838	31.360	42.844	20.854
p3	10:56:39.124	1:34.656	+20.516	24.417	35.593		2	10:54:25.936	1:19.299	+4.079	25.528	34.433	19.338
4	11:00:00.455	3:21.331	+2:07.191		33.159	18.516	3	10:55:44.978	1:19.042	+3.822	26.373	33.666	19.003
5	11:01:15.161	1:14.706	+0.566	23.526	32.012	19.168	4	10:57:04.763	1:19.785	+4.565	26.221	34.912	18.652
6	11:02:29.888	1:14.727	+0.587	24.028	32.417	18.282	5	10:58:35.014	1:30.251	+15.031	37.481	33.738	19.032
7	11:03:45.080	1:15.192	+1.052	23.815	32.868	18.509	6	10:59:52.201	1:17.187	+1.967	25.062	33.160	18.965
8	11:04:59.220	1:14.140		23.691	32.320	18.129	7	11:01:08.284	1:16.083	+0.863	24.735	32.660	18.688
9	11:06:16.476	1:17.256	+3.116	24.021	34.057	19.178	8	11:02:24.365	1:16.081	+0.861	24.732	32.428	18.921
10	11:07:32.805	1:16.329	+2.189	25.163	32.551	18.615	9	11:03:40.308	1:15.943	+0.723	24.316	32.773	18.854
11	11:08:47.293	1:14.488	+0.348	23.586	32.461	18.441	10	11:04:56.183	1:15.875	+0.655	24.495	32.684	18.696
12	11:10:01.879	1:14.586	+0.446	23.678	32.263	18.645	11	11:06:12.482	1:16.299	+1.079	24.467	32.718	19.114
13	11:11:16.619	1:14.740	+0.600	23.672	32.896	18.172	12	11:07:27.792	1:15.310	+0.090	24.173	32.536	18.601
(298) Holger Wilcks							13	11:08:44.243	1:16.451	+1.231	24.459	33.505	18.487
1	10:53:21.996	1:33.204	+18.827	29.623	40.547	23.034	14	11:10:00.547	1:16.304	+1.084	25.043	32.673	18.588
2	10:54:46.994	1:24.998	+10.621	28.290	36.580	20.128	15	11:11:15.767	1:15.220		24.511	32.528	18.181
3	10:56:06.448	1:19.454	+5.077	25.835	34.518	19.101	(390) René Borge Nielsen						
4	10:57:24.651	1:18.203	+3.826	24.683	33.718	19.802	1	10:53:24.030	1:29.884	+14.614	27.927	40.586	21.371
5	10:58:42.834	1:18.183	+3.806	25.606	33.455	19.122	2	10:54:45.189	1:21.159	+5.889	26.596	35.051	19.512
6	10:59:58.449	1:15.615	+1.238	24.550	32.451	18.614	3	10:56:04.279	1:19.090	+3.820	24.988	34.696	19.406
7	11:01:16.399	1:17.950	+3.573	24.004	32.863	21.083	4	10:57:22.478	1:18.199	+2.929	25.120	33.972	19.107
8	11:02:33.935	1:17.536	+3.159	24.128	33.265	20.143	5	10:58:39.182	1:16.704	+1.434	24.492	32.963	19.249
9	11:03:53.228	1:19.293	+4.916	24.577	34.562	20.154	6	10:59:54.886	1:15.704	+0.434	24.475	32.455	18.774
10	11:05:07.605	1:14.377		23.722	32.205	18.450	7	11:01:10.156	1:15.270		24.008	32.700	18.562
11	11:06:22.398	1:14.793	+0.416	24.334	32.116	18.343	8	11:02:28.207	1:18.051	+2.781	24.444	33.402	20.205
12	11:07:38.301	1:15.903	+1.526	24.440	32.838	18.625	p9	11:04:08.483	1:40.276	+25.006	24.593	37.977	
13	11:08:52.849	1:14.548	+0.171	24.075	32.116	18.357	10	11:05:56.575	1:48.092	+32.822		33.698	18.746
14	11:10:24.413	1:31.564	+17.187	23.859	48.061	19.644	11	11:07:12.793	1:16.218	+0.948	24.551	33.009	18.658
(275) Jens Zinck							12	11:08:30.266	1:17.473	+2.203	24.552	33.999	18.922
1	10:53:04.411	1:34.346	+19.866	30.617	42.779	20.950	13	11:09:48.181	1:17.915	+2.645	25.150	33.938	18.827
2	10:54:24.885	1:20.474	+5.994	26.302	34.666	19.506	14	11:11:04.427	1:16.246	+0.976	25.051	32.334	18.861
3	10:55:43.961	1:19.076	+4.596	26.366	33.528	19.182	(254) Max Terpøger						
4	10:57:00.605	1:16.644	+2.164	24.934	32.923	18.787	1	10:53:02.806	1:36.656	+21.278	33.559	43.331	19.766
5	10:58:16.302	1:15.697	+1.217	24.234	32.961	18.502	2	10:54:23.480	1:20.674	+5.296	26.301	34.524	19.849
6	10:59:30.782	1:14.480		23.934	32.080	18.466	3	10:55:44.180	1:20.700	+5.322	25.993	35.002	19.705
7	11:00:47.206	1:16.424	+1.944	24.192	33.234	18.998	4	10:57:04.729	1:20.549	+5.171	26.525	34.852	19.172
8	11:02:02.833	1:15.627	+1.147	24.566	32.470	18.591	5	10:58:23.676	1:18.947	+3.569	26.032	34.018	18.897
9	11:03:18.066	1:15.233	+0.753	24.013	32.981	18.239	6	10:59:41.800	1:18.124	+2.746	25.632	33.996	18.496
10	11:04:33.300	1:15.234	+0.754	24.594	32.262	18.378	7	11:00:58.181	1:16.381	+1.003	24.543	33.147	18.691
11	11:05:49.802	1:16.502	+2.022	24.841	32.919	18.742	8	11:02:15.197	1:17.016	+1.638	24.779	33.457	18.780
12	11:07:07.230	1:17.428	+2.948	24.661	33.900	18.867	9	11:03:31.388	1:16.191	+0.813	24.724	32.878	18.589
13	11:08:21.908	1:14.678	+0.198	24.139	32.195	18.344	10	11:04:48.292	1:16.904	+1.526	24.840	33.565	18.499
14	11:09:37.973	1:16.065	+1.585	25.485	32.036	18.544	11	11:06:03.670	1:15.378		24.194	32.950	18.234
15	11:10:53.442	1:15.469	+0.989	24.723	32.389	18.357	12	11:07:19.078	1:15.408	+0.030	24.084	33.204	18.120
(232) Kenneth Sogaard							13	11:08:34.945	1:15.867	+0.489	24.658	32.724	18.485
1	10:52:45.220	1:28.984	+14.296	28.199	40.075	20.710	14	11:09:51.619	1:16.674	+1.29			

Padborg Park Open

Youngtimer Division 2 + 3

Padborg Park 2,150 km

Timed Practice

2018.04.21. 10:50

Qualifying (20:00 Time) started at 10:50:22

Lap	Time of Day	Lap Tm	Diff	S1 Tm	S2 Tm	S3 Tm	Lap	Time of Day	Lap Tm	Diff	S1 Tm	S2 Tm	S3 Tm
(320) Niels Lindberg Moller							1	10:53:52.547	1:24.735	+6.777	28.430	36.164	20.141
1	10:53:32.254	1:27.086	+11.132	29.228	37.778	20.080	2	10:55:15.966	1:23.419	+5.461	27.755	35.424	20.240
2	10:54:51.819	1:19.565	+3.611	25.615	34.028	19.922	3	10:56:39.815	1:23.849	+5.891	28.478	35.278	20.093
3	10:56:10.606	1:18.787	+2.833	25.255	33.922	19.610	4	10:57:58.748	1:18.933	+0.975	25.960	33.690	19.283
4	10:57:27.673	1:17.067	+1.113	24.336	33.834	18.897	5	10:59:16.706	1:17.958		25.461	33.593	18.904
5	10:58:43.627	1:15.954		24.221	33.006	18.727	p6	11:00:51.083	1:34.377	+16.419	25.925	34.626	
p6	11:02:13.258	3:29.631	+2:13.677	24.234	1:07.685		(321) Sv. Aa. Helsinghoff						
(324) Torben Moller							1	10:53:34.513	1:30.634	+12.454	29.189	39.085	22.360
1	10:53:19.059	1:31.422	+15.293	30.111	39.234	22.077	2	10:55:00.146	1:25.633	+7.453	27.532	36.734	21.367
2	10:54:42.893	1:23.834	+7.705	26.402	36.917	20.515	3	10:56:25.439	1:25.293	+7.113	27.166	37.194	20.933
3	10:56:03.731	1:20.838	+4.709	26.441	34.258	20.139	4	10:57:45.499	1:20.060	+1.880	25.391	34.788	19.881
4	10:57:23.123	1:19.392	+3.263	25.186	34.011	20.195	5	10:59:04.256	1:18.757	+0.577	25.035	34.049	19.673
5	10:58:39.884	1:16.761	+0.632	24.607	32.896	19.258	6	11:00:25.244	1:20.988	+2.808	25.592	36.145	19.251
6	10:59:56.746	1:16.862	+0.733	24.373	33.288	19.201	7	11:01:45.032	1:19.788	+1.608	25.072	34.765	19.951
7	11:01:14.633	1:17.887	+1.758	24.599	33.368	19.920	p8	11:03:16.876	1:31.844	+13.664	24.597	34.016	
8	11:02:33.124	1:18.491	+2.362	25.020	33.641	19.830	9	11:07:42.907	4:26.031	+3:07.851		34.239	19.372
p9	11:04:10.988	1:37.864	+21.735	24.977	33.896	19.390	10	11:09:01.265	1:18.358	+0.178	25.307	33.334	19.717
10	11:06:21.478	2:10.490	+54.361	33.208	19.220		11	11:10:20.644	1:19.379	+1.199	25.981	33.976	19.422
11	11:07:38.866	1:17.388	+1.259	24.996	33.223	19.169	12	11:11:38.824	1:18.180		25.555	33.726	18.899
12	11:08:55.577	1:16.711	+0.582	24.718	32.695	19.298	(319) Per Vestergaard						
13	11:10:15.236	1:19.659	+3.530	26.401	33.868	19.390	1	10:53:40.368	1:30.654	+11.867	29.555	39.776	21.323
14	11:11:31.365	1:16.129		24.190	32.886	19.053	2	10:55:02.682	1:22.314	+3.527	26.199	35.291	20.824
(365) Bjarne Haa Rasmussen							3	10:56:26.454	1:23.772	+4.985	26.548	36.445	20.779
1	10:53:42.823	1:29.267	+12.452	30.556	37.160	21.551	4	10:57:46.192	1:19.738	+0.951	25.542	34.370	19.826
2	10:55:03.122	1:20.299	+3.484	26.011	34.149	20.139	5	10:59:08.256	1:22.064	+3.277	26.280	35.280	20.504
3	10:56:24.364	1:21.242	+4.427	26.675	35.064	19.503	6	11:00:28.437	1:20.181	+1.394	25.170	34.924	20.087
4	10:57:43.073	1:18.709	+1.894	25.424	34.084	19.201	7	11:01:50.392	1:21.955	+3.168	26.269	34.837	20.849
5	10:59:01.499	1:18.426	+1.611	25.208	34.457	18.761	8	11:03:10.719	1:20.327	+1.540	26.064	34.556	19.707
6	11:00:22.084	1:20.585	+3.770	26.364	34.683	19.538	9	11:04:29.923	1:19.204	+0.417	25.023	34.827	19.354
p7	11:02:14.752	1:52.668	+35.853	26.738	33.278		10	11:05:49.014	1:19.091	+0.304	25.592	33.899	19.600
8	11:05:55.384	3:40.632	+2:23.817	34.072	18.664		11	11:07:07.801	1:18.787		25.088	34.109	19.590
9	11:07:12.199	1:16.815		25.183	33.136	18.496	12	11:08:27.329	1:19.528	+0.741	25.148	34.540	19.840
p10	11:08:29.055	1:16.856	+0.041	24.912	33.200	18.744	13	11:09:47.727	1:20.398	+1.611	26.086	33.883	20.429
p11	11:09:57.558	1:28.503	+11.688	26.200	33.711		p14	11:11:36.618	1:48.891	+30.104	25.359	35.379	
(315) Sebastian Belli							(233) Morten Sogaard-Linnet						
1	10:53:30.309	1:29.592	+12.663	30.058	38.404	21.130	1	10:53:17.652	1:35.729	+15.967	33.485	40.308	21.936
2	10:54:52.699	1:22.390	+5.461	27.876	34.631	19.883	2	10:54:42.702	1:25.050	+5.288	27.254	36.475	21.321
3	10:56:12.413	1:19.714	+2.785	25.005	34.664	20.045	3	10:56:08.060	1:25.358	+5.596	26.898	37.588	20.872
4	10:57:30.779	1:18.366	+1.437	24.523	34.373	19.470	4	10:57:30.146	1:22.086	+2.324	27.307	35.341	19.438
5	10:58:49.866	1:19.087	+2.158	25.023	35.133	18.931	5	10:58:50.881	1:20.735	+0.973	25.285	35.447	20.003
6	11:00:07.558	1:17.692	+0.763	25.080	34.086	18.526	6	11:00:12.334	1:21.453	+1.691	26.282	35.085	20.086
7	11:01:26.603	1:19.045	+2.116	24.926	33.197	20.922	7	11:01:34.965	1:22.631	+2.869	26.027	35.121	21.483
8	11:02:43.532	1:16.929		25.284	33.010	18.635	8	11:02:55.446	1:20.481	+0.719	25.770	34.904	19.807
9	11:04:00.482	1:16.950	+0.021	24.901	33.346	18.703	9	11:04:15.267	1:19.821	+0.059	25.705	34.418	19.698
10	11:05:18.245	1:17.763	+0.834	25.163	34.031	18.569	10	11:05:35.029	1:19.762		25.569	34.873	19.320
11	11:06:36.723	1:18.478	+1.549	26.603	33.062	18.813	11	11:06:57.701	1:22.672	+2.910	25.641	35.477	21.554
p12	11:08:10.651	1:33.928	+16.999	25.261	33.380		p12	11:08:38.307	1:40.606	+20.844	26.077	34.791	
(253) Arne Hansen							(257) Nikolaj Lindberg						
1	10:53:45.973	1:30.320	+13.290	30.681	38.971	20.668	1	10:52:52.390	1:40.378	+16.904	31.409	45.026	23.943
2	10:55:06.421	1:20.448	+3.418	25.572	34.640	20.236	2	10:54:22.303	1:29.913	+6.439	28.589	39.925	21.399
3	10:56:50.538	1:44.117	+27.087	45.044	38.627	20.446	3	10:55:53.241	1:30.938	+7.464	31.534	38.363	21.041
4	10:58:11.679	1:21.141	+4.111	26.774	35.157	19.210	4	10:57:26.443	1:33.202	+9.728	28.251	42.148	22.803
5	10:59:28.709	1:17.030		24.642	33.640	18.748	5	10:58:54.395	1:27.952	+4.478	28.004	39.328	20.620
(323) Lars Lundgaard							6	11:00:19.443	1:25.048	+1.574	25.951	38.831	20.266
1	10:53:07.166	1:32.761	+15.620	34.372	38.405	19.984	7	11:01:51.209	1:31.766	+8.292	30.222	38.535	23.009
2	10:54:27.123	1:19.957	+2.816	26.316	34.226	19.415	8	11:03:16.613	1:25.404	+1.930	27.952	37.224	20.228
3	10:55:45.697	1:18.574	+1.433	25.453	34.055	19.066	9	11:04:42.308	1:25.695	+2.221	27.881	37.272	20.542
4	10:57:03.789	1:18.092	+0.951	25.512	33.793	18.787	10	11:06:07.539	1:25.231	+1.757	26.195	38.905	20.131
5	10:58:21.609	1:17.820	+0.679	24.736	33.670	19.414	11	11:07:31.407	1:23.868	+0.394	25.891	37.322	20.655
6	10:59:40.500	1:18.891	+1.750	26.543	33.518	18.830	12	11:08:55.161	1:23.754	+0.280	26.922	35.857	20.975
p7	11:01:09.453	1:28.953	+11.812	24.822	33.429		13	11:10:19.662	1:24.501	+1.027	27.661	37.240	19.600
8	11:05:51.479	4:42.026	+3:24.885	33.551	19.046		14	11:11:43.136	1:23.474		27.258	36.550	19.666
9	11:07:08.620	1:17.141		24.932	33.003	19.206	(289) Morten Kjaer Bojsøe						
10	11:08:27.057	1:18.437	+1.296	24.711	34.658	19.068	1	10:53:29.844	1:30.801	+1.375	30.092	39.464	21.245
11	11:09:44.317	1:17.260	+0.119	25.155	33.069	19.036	2	10:54:59.270	1:29.426		29.739	38.972	20.715
12	11:11:03.272	1:18.955	+1.814	25.152	34.739	19.064	p3	10:56:43.249	1:43.979	+14.553	27.456	36.599	
(355) Keld Graabaek													

These results are provisional, until the conclusion of any judicial and technical inquiries.

Hans-Jorn Sogaard Andersen
Clerk of the Course

Attila Boros
Chief Timekeeper

Padborg Park Open

Youngtimer Division 2 + 3

Padborg Park 2,150 km

Heat 1 - Modified

2018.04.21. 14:00

Race (15:00 and 1 Laps)

POLE POSITION

1		2	
256 Ole Sondrup 1:09.778	250 Soren Anker 1:10.488		
3		4	
260 Anders Tage Jensen 1:10.835	290 Soren Behnfeld 1:11.255		
5		6	
208 Frank Jakobson 1:11.325	269 Kim König 1:11.464		
7		8	
318 Peder Skipper 1:11.835	244 Jens Arne Lefevre Steffensen 1:12.310		
9		10	
217 Tom Jorgensen 1:12.541	209 Soren Christiansen 1:12.662		
11		12	
326 Lars Henrik Leed 1:13.432	296 Claus Andersen 1:14.140		
13		14	
298 Holger Wilcks 1:14.377	275 Jens Zinck 1:14.480		
15		16	
232 Kenneth Sogaard 1:14.688	222 Soren Christensen 1:14.896		
17		18	
325 Orla Iversen 1:15.220	390 René Borge Nielsen 1:15.270		
19		20	
254 Max Terpager 1:15.378	320 Niels Lindberg Moller 1:15.954		

Orbits

These results are provisional, until the conclusion of any judicial and technical inquiries.

Hans-Jorn Sogaard Andersen
Clerk of the Course

Attila Boros
Chief Timekeeper

CHRONOMOTO
TIMING

Padborg Park Open


Youngtimer Division 2 + 3

Padborg Park 2,150 km

Heat 1 - Modified

2018.04.21. 14:00

Race (15:00 and 1 Laps)



11	21 324 Torben Moller 1:16.129	22 315 Sebastian Belli 1:16.929
12	23 253 Arne Hansen 1:17.030	24 323 Lars Lundgaard 1:17.141
13	25 355 Keld Graabaek 1:17.958	26 321 Sv. Aa. Helsinghoff 1:18.180
14	27 319 Per Vestergaard 1:18.787	28 233 Morten Sogaard-Linnet 1:19.762
15	29 257 Nikolaj Lindberg 1:23.474	30 289 Morten Kjaer Bojsoe 1:29.426
16	31 365 Bjarne Haa Rasmussen 1:16.815	

#365 - Skifter klasse, og skal starte sidst / Changed class, and has to start from last position

Padborg Park Open

Sorted on Laps

Youngtimer Division 2 + 3

Padborg Park 2,150 km

Heat 1 - Modified

2018.04.21. 14:00

Race (15:00 and 1 Laps) started at 14:02:14

Pos	No.	Name	Nat.	Car	Class	Laps	Total Tm	Diff	Gap	Best Tm
1	260	Anders Tage Jensen	DNK	BMW E36 Compact 2,5	YT 2	11	16:28.262			1:09.935
2	296	Claus Andersen	DNK	Opel Calibra	YT 2	11	16:30.281	2.019	2.019	1:09.403
3	256	Ole Sondrup	DNK	BMW E36	YT 2	11	16:30.851	2.589	0.570	1:10.202
4	290	Soren Behnfeld	DNK	Citröen Saxo	YT 2	11	16:31.371	3.109	0.520	1:09.782
5	250	Soren Anker	DNK	BMW E46	YT 2	11	16:33.790	5.528	2.419	1:10.911
6	244	Jens Arne Lefevre Steffensen	DNK	Audi A3 1,8 T	YT 2	11	16:38.691	10.429	4.901	1:11.646
7	208	Frank Jakobson	DNK	BMW E36	YT 2	11	16:38.784	10.522	0.093	1:11.852
8	318	Peder Skipper	DNK	BMW 318 is	YT 3	11	16:39.593	11.331	0.809	1:12.033
9	326	Lars Henrik Leed	DNK	Porsche 944	YT 3	11	16:43.644	15.382	4.051	1:13.008
10	232	Kenneth Sogaard	DNK	BMW E46	YT 2	11	16:45.564	17.302	1.920	1:13.920
11	298	Holger Wilcks	DNK	Mazda MX-5	YT 2	11	16:47.099	18.837	1.535	1:13.639
12	275	Jens Zinck	DNK	Audi A3 1,8 T	YT 2	11	16:48.722	20.460	1.623	1:13.633
13	222	Soren Christensen	DNK	BMW E46	YT 2	11	16:52.135	23.873	3.413	1:09.761
14	320	Niels Lindberg Moller	DNK	Ford Sierra	YT 3	11	16:53.982	25.720	1.847	1:15.242
15	365	Bjarne Haa Rasmussen	DNK	Renault Laguna	YT 2	11	16:54.840	26.578	0.858	1:14.825
16	323	Lars Lundgaard	DNK	Citroen Saxo	YT 3	11	16:56.291	28.029	1.451	1:15.380
17	325	Orla Iversen	DNK	BMW 2.5	YT 3	11	16:56.772	28.510	0.481	1:16.327
18	254	Max Terpager	DNK	BMW E46	YT 2	11	16:57.173	28.911	0.401	1:15.794
19	233	Morten Sogaard-Linnet	DNK	BMW E46	YT 2	11	16:57.737	29.475	0.564	1:14.596
20	315	Sebastian Belli	DNK	VW Lupo	YT 3	11	17:00.536	32.274	2.799	1:16.361
21	324	Torben Moller	DNK	BMW e36	YT 3	11	17:01.228	32.966	0.692	1:16.232
22	321	Sv. Aa. Helsinghoff	DNK	BMW E36	YT 3	11	17:09.574	41.312	8.346	1:17.402
23	319	Per Vestergaard	DNK	Porsche 924	YT 3	11	17:18.547	50.285	8.973	1:19.739
24	253	Arne Hansen	DNK	Renault Clio	YT 2	10	16:49.376	1 Lap	1 Lap	1:25.157

Not classified (75% = 8 Laps)

DNF	257	Nikolaj Lindberg	DNK		YT 2	4	7:27.767	DNF		1:30.405
DNF	209	Soren Christiansen	DNK	Peugeot 205	YT 2		21.446	DNF		
DNF	269	Kim König	DNK	Peugeot 306 GTI	YT 2			DNF		
DNS	217	Tom Jorgensen	DNK	E46 BMW	YT 2			DNS		
DNS	355	Keld Graabaek	DNK	VW Beatle	YT 3			DNS		
DNS	289	Morten Kjaer Bojsoe	DNK	Renault Clio 1 1,8 16V	YT 2			DNS		
DQ	390	René Borge Nielsen	DNK	Renault Clio 2	YT 3	5	9:09.361	DQ		1:31.990

Announcements

#390 - DQ - Forlader pit under Lob / Leaving the pit during the race

#222 - overhaler i under gul flag under SC - S&G som konverteres til 20 sek. Straf / overtaking under yellow flag during SC - Stop&Go penalty converted to 20 sec. penalty.

Margin of Victory	Avg. Speed	Best Lap Tm	Best Speed	Best Lap by
2.019	86,151	1:09.403	111,523	296 - Claus Andersen

Orbits

These results are provisional, until the conclusion of any judicial and technical inquiries.



Hans-Jorn Sogaard Andersen
Clerk of the Course



Attila Boros
Chief Timekeeper



CHRONOMOTO
TIMING

Padborg Park Open

Sorted on Laps

Youngtimer Division 2 + 3

Padborg Park 2,150 km

Heat 1 - Modified

2018.04.21. 14:00

Race (15:00 and 1 Laps) started at 14:02:14

Pos	No.	Name	Nat.	Car	Class	Laps	Total Tm	Diff	Gap	Best Tm
YT 2										
1	260	Anders Tage Jensen	DNK	BMW E36 Compact 2,5	YT 2	11	16:28.262			1:09.935
2	296	Claus Andersen	DNK	Opel Calibra	YT 2	11	16:30.281	2.019	2.019	1:09.403
3	256	Ole Sondrup	DNK	BMW E36	YT 2	11	16:30.851	2.589	0.570	1:10.202
4	290	Soren Behnfeld	DNK	Citroën Saxo	YT 2	11	16:31.371	3.109	0.520	1:09.782
5	250	Soren Anker	DNK	BMW E46	YT 2	11	16:33.790	5.528	2.419	1:10.911
6	244	Jens Arne Lefevre Steffensen	DNK	Audi A3 1,8 T	YT 2	11	16:38.691	10.429	4.901	1:11.646
7	208	Frank Jakobson	DNK	BMW E36	YT 2	11	16:38.784	10.522	0.093	1:11.852
8	232	Kenneth Sogaard	DNK	BMW E46	YT 2	11	16:45.564	17.302	6.780	1:13.920
9	298	Holger Wilcks	DNK	Mazda MX-5	YT 2	11	16:47.099	18.837	1.535	1:13.639
10	275	Jens Zinck	DNK	Audi A3 1,8 T	YT 2	11	16:48.722	20.460	1.623	1:13.633
11	222	Soren Christensen	DNK	BMW E46	YT 2	11	16:52.135	23.873	3.413	1:09.761
12	365	Bjarne Haa Rasmussen	DNK	Renault Laguna	YT 2	11	16:54.840	26.578	2.705	1:14.825
13	254	Max Terpger	DNK	BMW E46	YT 2	11	16:57.173	28.911	2.333	1:15.794
14	233	Morten Sogaard-Linnet	DNK	BMW E46	YT 2	11	16:57.737	29.475	0.564	1:14.596
15	253	Arne Hansen	DNK	Renault Clio	YT 2	10	16:49.376	1 Lap	1 Lap	1:25.157

Not classified (75% = 8 Laps)

DNF	257	Nikolaj Lindberg	DNK		YT 2	4	7:27.767	DNF		1:30.405
DNF	209	Soren Christiansen	DNK	Peugeot 205	YT 2		21.446	DNF		
DNF	269	Kim König	DNK	Peugeot 306 GTI	YT 2			DNF		
DNS	217	Tom Jorgensen	DNK	E46 BMW	YT 2			DNS		
DNS	289	Morten Kjaer Bojsoe	DNK	Renault Clio 1 1,8 16V	YT 2			DNS		

YT 3

1	318	Peder Skipper	DNK	BMW 318 is	YT 3	11	16:39.593			1:12.033
2	326	Lars Henrik Leed	DNK	Porsche 944	YT 3	11	16:43.644	4.051	4.051	1:13.008
3	320	Niels Lindberg Moller	DNK	Ford Sierra	YT 3	11	16:53.982	14.389	10.338	1:15.242
4	323	Lars Lundgaard	DNK	Citroen Saxo	YT 3	11	16:56.291	16.698	2.309	1:15.380
5	325	Orla Iversen	DNK	BMW 2.5	YT 3	11	16:56.772	17.179	0.481	1:16.327
6	315	Sebastian Belli	DNK	VW Lupo	YT 3	11	17:00.536	20.943	3.764	1:16.361
7	324	Torben Moller	DNK	BMW e36	YT 3	11	17:01.228	21.635	0.692	1:16.232
8	321	Sv. Aa. Helsinghoff	DNK	BMW E36	YT 3	11	17:09.574	29.981	8.346	1:17.402
9	319	Per Vestergaard	DNK	Porsche 924	YT 3	11	17:18.547	38.954	8.973	1:19.739

Announcements

#390 - DQ - Forlader pit under Lob / Leaving the pit during the race

#222 - overhaler i under gul flag under SC - S&G som konverteres til 20 sek. Straf / overtaking under yellow flag during SC - Stop&Go penalty converted to 20 sec. penalty.

Margin of Victory	Avg. Speed	Best Lap Tm	Best Speed	Best Lap by
2.019	86,151	1:09.403	111,523	296 - Claus Andersen

Orbits

These results are provisional, until the conclusion of any judicial and technical inquiries.



Hans-Jorn Sogaard Andersen
Clerk of the Course



Attila Boros
Chief Timekeeper



CHRONOMOTO
TIMING

Padborg Park Open

Sorted on Laps

Youngtimer Division 2 + 3

Padborg Park 2,150 km

Heat 1 - Modified

2018.04.21. 14:00

Race (15:00 and 1 Laps) started at 14:02:14

Pos	No.	Name	Nat.	Car	Class	Laps	Total Tm	Diff	Gap	Best Tm
Not classified (75% = 8 Laps)										
DNS	355	Keld Graabaek	DNK	VW Beetle	YT 3			DNS		
DQ	390	René Borge Nielsen	DNK	Renault Clio 2	YT 3	5	9:09.361	DQ		1:31.990

Announcements

#390 - DQ - Forlader pit under Lob / Leaving the pit during the race

#222 - overhaler i under gul flag under SC - S&G som konverteres til 20 sek. Straf / overtaking under yellow flag during SC - Stop&Go penalty converted to 20 sec. penalty.

Margin of Victory	Avg. Speed	Best Lap Tm	Best Speed	Best Lap by
2.019	86,151	1:09.403	111,523	296 - Claus Andersen

Orbits

These results are provisional, until the conclusion of any judicial and technical inquiries.

Hans-Jorn Sogaard Andersen
Clerk of the Course

Attila Boros
Chief Timekeeper

Padborg Park Open

Youngtimer Division 2 + 3

Padborg Park 2,150 km

Heat 1

2018.04.21. 14:00

Race (15:00 and 1 Laps) started at 14:02:14

Lap	Time of Day	Lap Tm	Diff	S1 Tm	S2 Tm	S3 Tm	Lap	Time of Day	Lap Tm	Diff	S1 Tm	S2 Tm	S3 Tm
(260) Anders Tage Jensen							8	14:15:14.733	1:39.265	+27.619	35.897	45.212	18.156
1	14:03:51.527	1:16.506	+6.571	25.721	33.073	17.712	9	14:16:28.719	1:13.986	+2.340	24.869	31.543	17.574
2	14:05:45.509	1:53.982	+44.047	27.932	55.133	30.917	10	14:17:40.365	1:11.646		22.982	31.264	17.400
3	14:07:37.970	1:52.461	+42.526	36.570	52.550	23.341	11	14:18:53.445	1:13.080	+1.434	23.970	31.624	17.486
4	14:09:15.813	1:37.843	+27.908	34.298	45.229	18.316	(208) Frank Jakobson						
5	14:10:26.961	1:11.148	+1.213	23.344	30.384	17.420	1	14:03:53.728	1:17.907	+6.055	25.927	33.851	18.129
6	14:11:36.983	1:10.022	+0.087	22.552	30.137	17.333	2	14:05:48.240	1:54.512	+42.660	27.459	55.379	31.674
7	14:13:28.944	1:51.961	+42.026	28.494	54.833	28.634	3	14:07:40.207	1:51.967	+40.115	35.696	52.690	23.581
8	14:15:11.945	1:43.001	+33.066	36.023	47.599	19.379	4	14:09:17.418	1:37.211	+25.359	34.728	44.004	18.479
9	14:16:22.254	1:10.309	+0.374	22.801	30.069	17.439	5	14:10:31.077	1:13.659	+1.807	24.006	31.821	17.832
10	14:17:32.189	1:09.935		22.478	29.976	17.481	6	14:11:44.832	1:13.755	+1.903	23.784	32.049	17.922
11	14:18:43.016	1:10.827	+0.892	22.592	30.347	17.888	7	14:13:34.303	1:49.471	+37.619	26.170	54.963	28.338
(296) Claus Andersen							8	14:15:14.575	1:40.272	+28.420	36.339	44.877	19.056
1	14:03:55.683	1:18.275	+8.872	25.075	34.575	18.625	9	14:16:28.225	1:13.650	+1.798	24.448	31.707	17.495
2	14:05:50.033	1:54.350	+44.947	27.317	55.809	31.224	10	14:17:40.077	1:11.852		22.948	31.066	17.838
3	14:07:41.812	1:51.779	+42.376	36.495	52.327	22.957	11	14:18:53.538	1:13.461	+1.609	23.578	32.005	17.878
4	14:09:19.106	1:37.294	+27.891	35.376	43.336	18.582	(318) Peder Skipper						
5	14:10:31.413	1:12.307	+2.904	23.546	31.069	17.692	1	14:03:57.294	1:20.343	+8.310	25.758	34.594	19.991
6	14:11:41.570	1:10.157	+0.754	22.491	30.558	17.108	2	14:05:53.371	1:56.077	+44.044	27.782	56.040	32.255
7	14:13:32.323	1:50.753	+41.350	27.368	55.263	28.122	3	14:07:43.769	1:50.398	+38.365	36.410	51.742	22.246
8	14:15:13.020	1:40.697	+31.294	36.488	45.154	19.055	4	14:09:20.716	1:36.947	+24.914	36.120	42.522	18.305
9	14:16:24.187	1:11.167	+1.764	23.443	30.433	17.291	5	14:10:36.978	1:16.262	+4.229	23.549	31.938	20.775
10	14:17:33.590	1:09.403		22.134	30.197	17.072	6	14:11:51.058	1:14.080	+2.047	23.727	32.199	18.154
11	14:18:45.035	1:11.445	+2.042	23.637	30.242	17.566	7	14:13:37.077	1:46.019	+33.986	24.948	53.035	28.036
(256) Ole Sondrup							8	14:15:16.836	1:39.759	+27.726	35.839	45.126	18.794
1	14:03:49.064	1:14.589	+4.387	24.441	32.116	18.032	9	14:16:30.139	1:13.303	+1.270	23.961	31.573	17.769
2	14:05:44.335	1:55.271	+45.069	29.512	54.779	30.980	10	14:17:42.172	1:12.033		22.938	31.177	17.978
3	14:07:36.934	1:52.599	+42.397	36.608	51.543	24.448	11	14:18:54.347	1:12.175	+0.142	23.113	31.154	17.908
4	14:09:15.052	1:38.118	+27.916	34.303	45.737	18.078	(326) Lars Henrik Leed						
5	14:10:27.535	1:12.483	+2.281	23.801	31.300	17.382	1	14:03:55.624	1:18.964	+5.956	25.619	34.263	19.082
6	14:11:38.144	1:10.609	+0.407	22.549	30.626	17.434	2	14:05:49.121	1:53.497	+40.489	26.785	55.412	31.300
7	14:13:29.881	1:51.737	+41.535	28.178	54.839	28.720	3	14:07:40.846	1:51.725	+38.717	35.782	52.985	22.958
8	14:15:12.168	1:42.287	+32.085	36.243	46.753	19.291	4	14:09:18.605	1:37.759	+24.751	35.019	44.059	18.681
9	14:16:23.594	1:11.426	+1.224	23.426	30.749	17.251	5	14:10:35.015	1:16.410	+3.402	24.239	33.247	18.924
10	14:17:33.796	1:10.202		22.416	30.402	17.384	6	14:11:50.129	1:15.114	+2.106	23.510	33.007	18.597
11	14:18:45.605	1:11.809	+1.607	23.599	30.599	17.611	7	14:13:36.554	1:46.425	+33.417	23.894	53.877	28.654
(290) Soren Behnfeld							8	14:15:16.496	1:39.942	+26.934	35.706	45.491	18.745
1	14:03:52.352	1:17.549	+7.767	26.513	33.109	17.927	9	14:16:31.760	1:15.264	+2.256	23.904	32.836	18.524
2	14:05:46.276	1:53.924	+44.142	27.902	55.316	30.706	10	14:17:45.390	1:13.630	+0.622	23.557	31.697	18.376
3	14:07:38.547	1:52.271	+42.489	36.637	52.646	22.988	11	14:18:58.398	1:13.008		22.957	31.720	18.331
4	14:09:16.721	1:38.174	+28.392	34.579	45.279	18.316	(232) Kenneth Sogaard						
5	14:10:28.747	1:12.026	+2.244	24.037	30.531	17.458	1	14:03:59.261	1:20.286	+6.366	26.069	34.849	19.368
6	14:11:39.527	1:10.780	+0.998	22.800	30.571	17.409	2	14:05:57.846	1:58.585	+44.665	27.203	58.757	32.625
7	14:13:29.507	1:50.980	+41.198	27.620	55.036	28.324	3	14:07:46.452	1:48.606	+34.686	34.313	51.370	22.923
8	14:15:12.559	1:42.052	+32.270	36.473	46.206	19.373	4	14:09:23.022	1:36.570	+22.650	35.219	42.867	18.484
9	14:16:25.672	1:13.113	+3.331	24.462	30.609	18.042	5	14:10:37.741	1:14.719	+0.799	23.930	32.392	18.397
10	14:17:36.343	1:10.671	+0.889	23.501	29.961	17.209	6	14:11:53.150	1:15.409	+1.489	24.220	32.855	18.334
11	14:18:46.125	1:09.782		22.653	30.078	17.051	7	14:13:38.314	1:45.164	+31.244	24.413	52.393	28.358
(250) Soren Anker							8	14:15:17.335	1:39.021	+25.101	35.450	45.070	18.501
1	14:03:47.978	1:13.726	+2.815	23.993	31.977	17.756	9	14:16:32.094	1:14.759	+0.839	24.034	32.389	18.336
2	14:05:42.942	1:54.964	+44.053	29.834	54.036	31.094	10	14:17:46.398	1:14.304	+0.384	23.863	32.113	18.328
3	14:07:35.998	1:53.056	+42.145	36.136	52.738	24.182	11	14:19:00.318	1:13.920		23.952	31.765	18.203
4	14:09:15.342	1:39.344	+28.433	34.546	45.976	18.822	(298) Holger Wilcks						
5	14:10:27.941	1:12.599	+1.688	24.739	30.563	17.297	1	14:03:59.553	1:21.965	+8.326	25.877	36.151	19.937
6	14:11:40.060	1:12.119	+1.208	23.472	31.282	17.365	2	14:05:59.392	1:59.839	+46.200	27.439	1:00.936	31.464
7	14:13:31.302	1:51.242	+40.331	27.638	55.389	28.215	3	14:07:47.868	1:48.476	+34.837	34.338	51.164	22.974
8	14:15:14.266	1:42.964	+32.053	36.523	45.872	20.569	4	14:09:24.411	1:36.543	+22.904	35.150	42.796	18.597
9	14:16:26.252	1:11.986	+1.075	24.003	30.535	17.448	5	14:10:39.348	1:14.937	+1.298	24.021	32.778	18.138
10	14:17:37.633	1:11.381	+0.470	23.845	30.238	17.298	6	14:11:56.607	1:17.259	+3.620	23.942	35.026	18.291
11	14:18:48.544	1:10.911		23.304	30.126	17.481	7	14:13:39.603	1:42.996	+29.357	24.309	50.236	28.451
(244) Jens Arne Lefevre Steffensen							8	14:15:19.380	1:39.777	+26.138	35.186	45.834	18.757
1	14:03:57.816	1:22.733	+11.087	25.878	36.972	19.883	9	14:16:34.297	1:14.917	+1.278	24.343	32.463	18.111
2	14:05:56.078	1:58.262	+46.616	27.913	57.643	32.706	10	14:17:47.936	1:13.639		23.633	32.105	17.901
3	14:07:45.280	1:49.202	+37.556	34.704	51.965	22.533	11	14:19:01.853	1:13.917	+0.278	24.085	31.979	17.853
4	14:09:21.826	1:36.546	+24.900	35.383	42.501	18.662	(275) Jens Zinck						
5	14:10:33.894	1:12.068	+0.422	23.074	31.479	17.515	1	14:04:00.351	1:21.993	+8.360	26.880	34.650	20.463
6	14:11:46.068	1:12.174	+0.528	22.832	31.727	17.615	2	14:06:00.921	2:00.570	+46.937	27.467	1:01.245	31.858
7	14:13:35.468	1:49.400	+37.754	25.940	54.652	28.808	3	14:07:49.593	1:48.672	+35.039	33.837	51.366	23.469

These results are provisional, until the conclusion of any judicial and technical inquiries.

Hans-Jorn Sogaard Andersen
Clerk of the Course

Attila Boros
Chief Timekeeper

Padborg Park Open

Youngtimer Division 2 + 3

Padborg Park 2,150 km

Heat 1

2018.04.21. 14:00

Race (15:00 and 1 Laps) started at 14:02:14

Lap	Time of Day	Lap Tm	Diff	S1 Tm	S2 Tm	S3 Tm	Lap	Time of Day	Lap Tm	Diff	S1 Tm	S2 Tm	S3 Tm	
4	14:09:25.150	1:35.557	+21.924	34.253	42.452	18.852	(254) Max Terpager	1	14:04:02.675	1:22.600	+6.806	27.656	34.481	20.463
5	14:10:40.614	1:15.464	+1.831	24.234	32.567	18.663	2	14:06:06.150	2:03.475	+47.681	28.298	1:02.300	32.877	
6	14:11:58.053	1:17.439	+3.806	24.091	34.012	19.336	3	14:07:55.907	1:49.757	+33.963	33.507	50.222	26.028	
7	14:13:40.773	1:42.720	+29.087	24.759	49.336	28.625	4	14:09:29.651	1:33.744	+17.950	31.776	42.788	19.180	
8	14:15:20.199	1:39.426	+25.793	34.856	45.684	18.886	5	14:10:45.674	1:16.023	+0.229	24.507	32.757	18.759	
9	14:16:35.223	1:15.024	+1.391	24.055	32.538	18.431	6	14:12:03.840	1:18.166	+2.372	24.580	34.137	19.449	
10	14:17:49.843	1:14.620	+0.987	24.026	32.324	18.270	7	14:13:45.615	1:41.775	+25.981	25.687	46.093	29.995	
11	14:19:03.476	1:13.633		23.817	31.667	18.149	8	14:15:23.254	1:37.639	+21.845	33.923	44.696	19.020	
(222) Soren Christensen							9	14:16:40.262	1:17.008	+1.214	25.073	33.505	18.430	
1	14:03:56.833	1:18.544	+8.783	25.547	33.672	19.325	10	14:17:56.056	1:15.794		24.848	32.533	18.413	
2	14:05:51.953	1:55.120	+45.359	26.951	56.213	31.956	11	14:19:11.927	1:15.871	+0.077	25.175	32.265	18.431	
3	14:07:42.770	1:50.817	+41.056	36.130	52.180	22.507	(233) Morten Sogaard-Linnet							
4	14:09:19.839	1:37.069	+27.308	35.864	42.897	18.308	1	14:04:10.940	1:26.878	+12.282	27.889	38.213	20.776	
5	14:10:32.623	1:12.784	+3.023	23.350	31.717	17.717	2	14:06:14.914	2:03.974	+49.378	26.259	1:03.917	33.798	
6	14:11:44.979	1:12.356	+2.595	23.144	31.374	17.838	3	14:08:04.246	1:49.332	+34.736	31.126	49.529	28.677	
7	14:13:33.199	1:48.220	+38.459	25.459	54.771	27.990	4	14:09:34.308	1:30.062	+15.466	28.487	41.705	19.870	
8	14:15:13.899	1:40.700	+30.939	36.373	44.992	19.335	5	14:10:50.731	1:16.423	+1.827	24.524	33.190	18.709	
9	14:16:25.759	1:11.860	+2.099	23.648	30.530	17.682	6	14:12:09.268	1:18.537	+3.941	24.079	34.359	20.099	
10	14:17:37.128	1:11.369	+1.608	23.806	30.110	17.453	7	14:13:50.067	1:40.799	+26.203	25.884	44.197	30.718	
11	14:18:46.889	1:09.761		22.452	30.022	17.287	8	14:15:27.376	1:37.309	+22.713	33.094	44.989	19.226	
(320) Niels Lindberg Moller							9	14:16:42.760	1:15.384	+0.788	23.872	32.977	18.535	
1	14:04:01.029	1:21.338	+6.096	26.050	34.490	20.798	10	14:17:57.895	1:15.135	+0.539	24.051	33.142	17.942	
2	14:06:01.863	2:00.834	+45.592	27.874	1:01.048	31.912	11	14:19:12.491	1:14.596		23.616	32.613	18.367	
3	14:07:50.529	1:48.666	+33.424	33.830	51.145	23.691	(315) Sebastian Belli							
4	14:09:26.311	1:35.782	+20.540	34.189	42.395	19.198	1	14:04:03.488	1:22.952	+6.591	27.724	34.774	20.454	
5	14:10:42.270	1:15.959	+0.717	24.101	32.959	18.899	2	14:06:07.845	2:04.357	+47.996	28.167	1:02.984	33.206	
6	14:12:00.507	1:18.237	+2.995	24.025	34.485	19.727	3	14:07:57.880	1:50.035	+33.674	32.791	50.092	27.152	
7	14:13:42.149	1:41.642	+26.400	24.506	48.142	28.994	4	14:09:31.232	1:33.352	+16.991	30.807	42.600	19.945	
8	14:15:21.897	1:39.748	+24.506	34.691	45.550	19.507	5	14:10:47.900	1:16.668	+0.307	24.903	33.188	18.577	
9	14:16:37.741	1:15.844	+0.602	24.599	32.453	18.792	6	14:12:07.386	1:19.486	+3.125	24.854	33.631	21.001	
10	14:17:53.494	1:15.753	+0.511	23.919	32.904	18.930	7	14:13:48.051	1:40.665	+24.304	25.956	43.805	30.904	
11	14:19:08.736	1:15.242		24.046	32.481	18.715	8	14:15:25.006	1:36.955	+20.594	33.218	44.765	18.972	
(365) Bjarne Haa Rasmussen							9	14:16:41.367	1:16.361		24.641	33.293	18.427	
1	14:04:08.020	1:24.773	+9.948	27.958	37.263	19.552	10	14:17:58.452	1:17.085	+0.724	24.710	33.429	18.946	
2	14:06:11.543	2:03.523	+48.698	27.446	1:02.465	33.612	11	14:19:15.290	1:16.838	+0.477	25.223	33.074	18.541	
3	14:08:01.616	1:50.073	+35.248	32.202	49.543	28.328	(324) Torben Moller							
4	14:09:33.462	1:31.846	+17.021	29.705	41.765	20.376	1	14:04:04.374	1:23.045	+6.813	27.675	35.052	20.318	
5	14:10:49.306	1:15.844	+1.019	24.927	32.679	18.238	2	14:06:08.956	2:04.582	+48.350	28.013	1:03.497	33.072	
6	14:12:05.955	1:16.649	+1.824	24.311	32.852	19.486	3	14:07:58.995	1:50.039	+33.807	32.332	49.949	27.758	
7	14:13:46.965	1:41.010	+26.185	24.879	45.370	30.761	4	14:09:32.412	1:33.417	+17.185	30.573	42.153	20.691	
8	14:15:23.906	1:36.941	+22.116	33.303	44.648	18.990	5	14:10:50.190	1:17.778	+1.546	24.335	34.246	19.197	
9	14:16:39.710	1:15.804	+0.979	24.765	32.382	18.657	6	14:12:08.217	1:18.027	+1.795	24.310	33.137	20.580	
10	14:17:54.769	1:15.059	+0.234	24.675	32.207	18.177	7	14:13:48.912	1:40.695	+24.463	25.878	44.184	30.633	
11	14:19:09.594	1:14.825		24.940	31.833	18.052	8	14:15:26.168	1:37.256	+21.024	33.423	44.839	18.994	
(323) Lars Lundgaard							9	14:16:42.400	1:16.232		24.300	33.257	18.675	
1	14:04:02.162	1:21.441	+6.061	26.719	34.145	20.577	10	14:17:59.004	1:16.604	+0.372	24.232	33.307	19.065	
2	14:06:04.174	2:02.012	+46.632	27.890	1:01.773	32.349	11	14:19:15.982	1:16.978	+0.746	25.111	33.082	18.785	
3	14:07:53.791	1:49.617	+34.237	33.801	50.755	25.061	(321) Sv. Aa. Helsinghoff							
4	14:09:27.787	1:33.996	+18.616	32.371	42.610	19.015	1	14:04:12.931	1:30.016	+12.614	27.939	39.717	22.360	
5	14:10:44.605	1:16.818	+1.438	24.994	33.039	18.785	2	14:06:16.453	2:03.522	+46.120	29.306	1:01.919	32.297	
6	14:12:02.651	1:18.046	+2.666	24.971	33.232	19.843	3	14:08:06.463	1:50.010	+32.608	31.615	50.332	28.063	
7	14:13:44.202	1:41.551	+26.171	25.182	46.635	29.734	4	14:09:38.048	1:31.585	+14.183	28.879	42.051	20.655	
8	14:15:22.413	1:38.211	+22.831	33.888	45.036	19.287	5	14:10:56.995	1:18.947	+1.545	25.003	34.496	19.448	
9	14:16:39.531	1:17.118	+1.738	25.323	32.707	19.088	6	14:12:17.081	1:20.086	+2.684	24.729	35.187	20.170	
10	14:17:54.911	1:15.380		24.206	32.460	18.714	7	14:13:51.431	1:34.350	+16.948	25.161	38.752	30.437	
11	14:19:11.045	1:16.134	+0.754	25.394	31.960	18.780	8	14:15:29.513	1:38.082	+20.680	32.959	45.536	19.587	
(325) Orla Iversen							9	14:16:46.915	1:17.402		24.347	33.789	19.266	
1	14:04:01.917	1:22.848	+6.521	26.996	34.841	21.011	10	14:18:05.665	1:18.750	+1.348	24.977	34.510	19.263	
2	14:06:03.258	2:01.341	+45.014	27.395	1:01.331	32.615	11	14:19:24.328	1:18.663	+1.261	25.531	34.059	19.073	
3	14:07:51.761	1:48.503	+32.176	33.413	51.133	23.957	(319) Per Vestergaard							
4	14:09:27.399	1:35.638	+19.311	33.722	42.819	19.097	1	14:04:13.794	1:30.276	+10.537	28.754	38.798	22.724	
5	14:10:44.076	1:16.677	+0.350	24.811	33.101	18.765	2	14:06:17.756	2:03.962	+44.223	28.986	1:02.034	32.942	
6	14:12:01.822	1:17.746	+1.419	24.919	33.281	19.546	3	14:08:07.993	1:50.237	+30.498	31.672	51.427	27.138	
7	14:13:43.293	1:41.471	+25.144	25.273	46.710	29.488	4	14:09:39.154	1:31.161	+11.422	28.906	41.642	20.613	
8	14:15:21.983	1:38.690	+22.363	34.152	45.380	19.158	5	14:10:58.893	1:19.739		25.698	34.617	19.424	
9	14:16:38.794	1:16.811	+0.484	25.423	32.817	18.571	6	14:12:21.262	1:22.369	+2.630	25.809	36.073	20.487	
10	14:17:55.121	1:16.327		24.585	32.540	19.202	7	14:13:52.837	1:31.575	+11.836	26.749	38.437	26.389	
11	14:19:11.526	1:16.405	+0.078	25.591	32.416	18.398	8	14:15:31.618	1:38.781	+19.042	32.608	46.307	19.866	

These results are provisional, until the conclusion of any judicial and technical inquiries.

Hans-Jorn Sogaard Andersen
Clerk of the Course

Attila Boros
Chief Timekeeper

Padborg Park Open

Youngtimer Division 2 + 3

Padborg Park 2,150 km

Heat 1

2018.04.21. 14:00

Race (15:00 and 1 Laps) started at 14:02:14

Lap	Time of Day	Lap Tm	Diff	S1 Tm	S2 Tm	S3 Tm	Lap	Time of Day	Lap Tm	Diff	S1 Tm	S2 Tm	S3 Tm
9	14:16:51.913	1:20.295	+0.556	25.687	34.647	19.961							
10	14:18:12.128	1:20.215	+0.476	25.390	34.726	20.099							
11	14:19:33.301	1:21.173	+1.434	25.958	34.796	20.419							
(253) Arne Hansen													
1	14:04:07.230	1:25.157		27.385	37.813	19.959							
2	14:06:10.376	2:03.146	+37.989	26.802	1:03.010	33.334							
3	14:08:00.071	1:49.695	+24.538	32.214	49.544	27.937							
4	14:09:33.183	1:33.112	+7.955	30.388	41.701	21.023							
p5	14:10:59.606	1:26.423	+1.266	24.274	32.678								
6	14:12:34.963	1:35.357	+10.200		33.456	18.980							
p7	14:14:07.354	1:32.391	+7.234	24.562	35.496								
8	14:15:45.795	1:38.441	+13.284		35.830	19.354							
9	14:17:20.980	1:35.185	+10.028	35.144	37.790	22.251							
p10	14:19:04.130	1:43.150	+17.993	26.891	36.750								
(257) Nikolaj Lindberg													
1	14:04:16.381	1:30.405		27.200	39.392	23.813							
2	14:06:20.765	2:04.384	+33.979	28.689	1:02.648	33.047							
3	14:08:10.373	1:49.608	+19.203	29.997	51.972	27.639							
4	14:09:42.521	1:32.148	+1.743	28.121	41.890	22.137							
(390) René Borge Nielsen													
1	14:04:14.706	1:32.651	+0.661	28.009	40.636	24.006							
2	14:06:18.783	2:04.077	+32.087	28.682	1:01.955	33.440							
3	14:08:08.609	1:49.826	+17.836	31.102	51.820	26.904							
4	14:09:40.599	1:31.990		28.864	41.841	21.285							
p5	14:11:24.115	1:43.516	+11.526	26.532	36.695								

Padborg Park Open

Youngtimer Division 2 + 3

Padborg Park 2,150 km

Heat 2

2018.04.22. 10:30

Race (15:00 and 1 Laps)

POLE POSITION

1	1 260 Anders Tage Jensen	2 296 Claus Andersen
2	3 256 Ole Sondrup	4 290 Soren Behnfeld
3	5 250 Soren Anker	6 244 Jens Arne Lefevre Steffensen
4	7 208 Frank Jakobson	8 318 Peder Skipper
5	9 326 Lars Henrik Leed	10 232 Kenneth Sogaard
6	11 298 Holger Wilcks	12 275 Jens Zinck
7	13 222 Soren Christensen	14 320 Niels Lindberg Moller
8	15 365 Bjarne Haa Rasmussen	16 323 Lars Lundgaard
9	17 325 Orla Iversen	18 254 Max Terpager
10	19 233 Morten Sogaard-Linnet	20 315 Sebastian Belli

These results are provisional, until the conclusion of any judicial and technical inquiries.

Orbits

Hans-Jorn Sogaard Andersen
Clerk of the Course

Attila Boros
Chief Timekeeper

CHRONOMOTO
TIMING

Padborg Park Open


Youngtimer Division 2 + 3

Padborg Park 2,150 km

Heat 2

2018.04.22. 10:30

Race (15:00 and 1 Laps)



11	21 324 Torben Møller
12	23 319 Per Vestergaard
13	25 257 Nikolaj Lindberg
14	27 269 Kim König
15	29 355 Keld Graabaek
16	31 390 René Borge Nielsen

22 321 Sv. Aa. Helsinghoff
24 253 Arne Hansen
26 209 Søren Christiansen
28 217 Tom Jørgensen
30 289 Morten Kjaer Bojsøe

Padborg Park Open

Sorted on Laps

Youngtimer Division 2 + 3

Padborg Park 2,150 km

Heat 2

2018.04.22. 10:30

Race (15:00 and 1 Laps) started at 10:32:04

Pos	No.	Name	Nat.	Car	Class	Laps	Total Tm	Diff	Gap	Best Tm
1	260	Anders Tage Jensen	DNK	BMW E36 Compact 2,5	YT 2	14	16:45.648			1:09.232
2	256	Ole Sondrup	DNK	BMW E36	YT 2	14	16:47.802	2.154	2.154	1:09.147
3	250	Soren Anker	DNK	BMW E46	YT 2	14	17:01.502	15.854	13.700	1:10.347
4	290	Soren Behnfeld	DNK	Citröen Saxo	YT 2	14	17:13.924	28.276	12.422	1:10.065
5	208	Frank Jakobson	DNK	BMW E36	YT 2	14	17:14.806	29.158	0.882	1:11.438
6	244	Jens Arne Lefevre Steffensen	DNK	Audi A3 1,8 T	YT 2	14	17:18.086	32.438	3.280	1:11.458
7	222	Soren Christensen	DNK	BMW E46	YT 2	14	17:18.391	32.743	0.305	1:10.510
8	209	Soren Christiansen	DNK	Peugeot 205	YT 2	14	17:32.573	46.925	14.182	1:11.631
9	232	Kenneth Sogaard	DNK	BMW E46	YT 2	14	17:40.636	54.988	8.063	1:13.245
10	298	Holger Wilcks	DNK	Mazda MX-5	YT 2	14	17:43.413	57.765	2.777	1:12.895
11	275	Jens Zinck	DNK	Audi A3 1,8 T	YT 2	14	17:44.525	58.877	1.112	1:12.868
12	233	Morten Sogaard-Linnet	DNK	BMW E46	YT 2	14	17:45.135	59.487	0.610	1:12.143
13	320	Niels Lindberg Moller	DNK	Ford Sierra	YT 3	14	17:49.218	1:03.570	4.083	1:13.902
14	315	Sebastian Belli	DNK	VW Lupo	YT 3	14	17:50.016	1:04.368	0.798	1:12.038
15	365	Bjarne Haa Rasmussen	DNK	Renault Laguna	YT 2	14	17:56.430	1:10.782	6.414	1:13.589
16	318	Peder Skipper	DNK	BMW 318 is	YT 3	14	17:56.820	1:11.172	0.390	1:12.061
17	296	Claus Andersen	DNK	Opel Calibra	YT 2	13	15:34.878	1 Lap	1 Lap	1:08.921
18	323	Lars Lundgaard	DNK	Citroen Saxo	YT 3	13	16:48.863	1 Lap	1:13.985	1:14.604
19	217	Tom Jorgensen	DNK	E46 BMW	YT 2	13	16:49.020	1 Lap	0.157	1:11.605
20	325	Orla Iversen	DNK	BMW 2.5	YT 3	13	17:02.452	1 Lap	13.432	1:15.056
21	254	Max Terpger	DNK	BMW E46	YT 2	13	17:02.844	1 Lap	0.392	1:14.721
22	390	René Borge Nielsen	DNK	Renault Clio 2	YT 3	13	17:12.559	1 Lap	9.715	1:15.222
23	355	Keld Graabaek	DNK	VW Beetle	YT 3	13	17:26.274	1 Lap	13.715	1:16.809
24	324	Torben Moller	DNK	BMW e36	YT 3	13	17:35.674	1 Lap	9.400	1:15.388
25	257	Nikolaj Lindberg	DNK		YT 2	13	17:36.864	1 Lap	1.190	1:16.155
26	289	Morten Kjaer Bojsøe	DNK	Renault Clio 1 1,8 16V	YT 2	12	17:08.535	2 Laps	1 Lap	1:20.703
27	253	Arne Hansen	DNK	Renault Clio	YT 2	12	17:10.566	2 Laps	2.031	1:19.061
Not classified (75% = 10 Laps)										
	321	Sv. Aa. Helsinghoff	DNK	BMW E36	YT 3	9	12:16.304	5 Laps	3 Laps	1:16.662
	319	Per Vestergaard	DNK	Porsche 924	YT 3	7	9:33.170	7 Laps	2 Laps	1:16.413
	326	Lars Henrik Leed	DNK	Porsche 944	YT 3	1	2:11.653	13 Laps	6 Laps	
DNS	269	Kim König	DNK	Peugeot 306 GTI	YT 2			DNS		

Announcements

#324 - overhaler #355 under gul flag sv.6 + 10 sek. straf / overtaking #355 under yellow flag in T6 +10 sec. penalty

Margin of Victory	Avg. Speed	Best Lap Tm	Best Speed	Best Lap by
2.154	107,751	1:08.921	112,302	296 - Claus Andersen

Orbits

These results are provisional, until the conclusion of any judicial and technical inquiries.



Hans-Jorn Sogaard Andersen
Clerk of the Course



Attila Boros
Chief Timekeeper



CHRONOMOTO
TIMING

Padborg Park Open

Sorted on Laps

Youngtimer Division 2 + 3

Padborg Park 2,150 km

Heat 2

2018.04.22. 10:30

Race (15:00 and 1 Laps) started at 10:32:04

Pos	No.	Name	Nat.	Car	Class	Laps	Total Tm	Diff	Gap	Best Tm
YT 2										
1	260	Anders Tage Jensen	DNK	BMW E36 Compact 2,5	YT 2	14	16:45.648			1:09.232
2	256	Ole Sondrup	DNK	BMW E36	YT 2	14	16:47.802	2.154	2.154	1:09.147
3	250	Soren Anker	DNK	BMW E46	YT 2	14	17:01.502	15.854	13.700	1:10.347
4	290	Soren Behnfeld	DNK	Citröen Saxo	YT 2	14	17:13.924	28.276	12.422	1:10.065
5	208	Frank Jakobson	DNK	BMW E36	YT 2	14	17:14.806	29.158	0.882	1:11.438
6	244	Jens Arne Lefevre Steffensen	DNK	Audi A3 1,8 T	YT 2	14	17:18.086	32.438	3.280	1:11.458
7	222	Soren Christensen	DNK	BMW E46	YT 2	14	17:18.391	32.743	0.305	1:10.510
8	209	Soren Christiansen	DNK	Peugeot 205	YT 2	14	17:32.573	46.925	14.182	1:11.631
9	232	Kenneth Sogaard	DNK	BMW E46	YT 2	14	17:40.636	54.988	8.063	1:13.245
10	298	Holger Wilcks	DNK	Mazda MX-5	YT 2	14	17:43.413	57.765	2.777	1:12.895
11	275	Jens Zinck	DNK	Audi A3 1,8 T	YT 2	14	17:44.525	58.877	1.112	1:12.868
12	233	Morten Sogaard-Linnet	DNK	BMW E46	YT 2	14	17:45.135	59.487	0.610	1:12.143
13	365	Bjarne Haa Rasmussen	DNK	Renault Laguna	YT 2	14	17:56.430	1:10.782	11.295	1:13.589
14	296	Claus Andersen	DNK	Opel Calibra	YT 2	13	15:34.878	1 Lap	1 Lap	1:08.921
15	217	Tom Jorgensen	DNK	E46 BMW	YT 2	13	16:49.020	1 Lap	1:14.142	1:11.605
16	254	Max Terpager	DNK	BMW E46	YT 2	13	17:02.844	1 Lap	13.824	1:14.721
17	257	Nikolaj Lindberg	DNK		YT 2	13	17:36.864	1 Lap	34.020	1:16.155
18	289	Morten Kjaer Bojsoe	DNK	Renault Clio 1 1,8 16V	YT 2	12	17:08.535	2 Laps	1 Lap	1:20.703
19	253	Arne Hansen	DNK	Renault Clio	YT 2	12	17:10.566	2 Laps	2.031	1:19.061

Not classified (75% = 10 Laps)

DNS	269	Kim König	DNK	Peugeot 306 GTI	YT 2			DNS		
-----	-----	-----------	-----	-----------------	------	--	--	-----	--	--

YT 3

1	320	Niels Lindberg Moller	DNK	Ford Sierra	YT 3	14	17:49.218			1:13.902
2	315	Sebastian Belli	DNK	VW Lupo	YT 3	14	17:50.016	0.798	0.798	1:12.038
3	318	Peder Skipper	DNK	BMW 318 is	YT 3	14	17:56.820	7.602	6.804	1:12.061
4	323	Lars Lundgaard	DNK	Citroen Saxo	YT 3	13	16:48.863	1 Lap	1 Lap	1:14.604
5	325	Orla Iversen	DNK	BMW 2.5	YT 3	13	17:02.452	1 Lap	13.589	1:15.056
6	390	René Borge Nielsen	DNK	Renault Clio 2	YT 3	13	17:12.559	1 Lap	10.107	1:15.222
7	355	Keld Graabaek	DNK	VW Beetle	YT 3	13	17:26.274	1 Lap	13.715	1:16.809
8	324	Torben Moller	DNK	BMW e36	YT 3	13	17:35.674	1 Lap	9.400	1:15.388

Not classified (75% = 10 Laps)

	321	Sv. Aa. Helsinghoff	DNK	BMW E36	YT 3	9	12:16.304	5 Laps	4 Laps	1:16.662
--	-----	---------------------	-----	---------	------	---	-----------	--------	--------	----------

Announcements

#324 - overhaler #355 under gul flag sv.6 + 10 sek. straf / overtaking #355 under yellow flag in T6 +10 sec. penalty

Margin of Victory	Avg. Speed	Best Lap Tm	Best Speed	Best Lap by
2.154	107,751	1:08.921	112,302	296 - Claus Andersen

Orbits

These results are provisional, until the conclusion of any judicial and technical inquiries.


Hans-Jorn Sogaard Andersen
Clerk of the Course


Attila Boros
Chief Timekeeper


CHRONOMOTO
TIMING

Padborg Park Open

Sorted on Laps

Youngtimer Division 2 + 3

Padborg Park 2,150 km

Heat 2

2018.04.22. 10:30

Race (15:00 and 1 Laps) started at 10:32:04

Pos	No.	Name	Nat.	Car	Class	Laps	Total Tm	Diff	Gap	Best Tm
319		Per Vestergaard	DNK	Porsche 924	YT 3	7	9:33.170	7 Laps	2 Laps	1:16.413
326		Lars Henrik Leed	DNK	Porsche 944	YT 3	1	2:11.653	13 Laps	6 Laps	

Announcements

#324 - overhaler #355 under gul flag sv.6 + 10 sek. straf / overtaking #355 under yellow flag in T6 +10 sec. penalty

Margin of Victory	Avg. Speed	Best Lap Tm	Best Speed	Best Lap by
2.154	107,751	1:08.921	112,302	296 - Claus Andersen

Orbits

These results are provisional, until the conclusion of any judicial and technical inquiries.

Hans-Jorn Sogaard Andersen
Clerk of the Course

Attila Boros
Chief Timekeeper

Padborg Park Open

Youngtimer Division 2 + 3

Padborg Park 2,150 km

Heat 2

2018.04.22. 10:30

Race (15:00 and 1 Laps) started at 10:32:04

Lap	Time of Day	Lap Tm	Diff	S1 Tm	S2 Tm	S3 Tm	Lap	Time of Day	Lap Tm	Diff	S1 Tm	S2 Tm	S3 Tm
(260) Anders Tage Jensen							9	10:43:20.239	1:11.926	+0.488	23.207	31.043	17.676
1	10:33:37.499	1:13.240	+4.008	24.103	31.403	17.734	10	10:44:31.898	1:11.659	+0.221	23.224	30.961	17.474
2	10:34:48.348	1:10.849	+1.617	22.982	30.500	17.367	11	10:45:43.939	1:12.041	+0.603	23.030	31.250	17.761
3	10:35:58.601	1:10.253	+1.021	22.726	30.187	17.340	12	10:46:55.777	1:11.838	+0.400	23.093	31.096	17.649
4	10:37:08.463	1:09.862	+0.630	22.614	29.930	17.318	13	10:48:07.781	1:12.004	+0.566	23.430	31.025	17.549
5	10:38:18.159	1:09.696	+0.464	22.633	29.722	17.341	14	10:49:19.266	1:11.485	+0.047	23.202	31.061	17.222
6	10:39:27.391	1:09.232		22.372	29.667	17.193	(244) Jens Arne Lefevre Steffensen						
7	10:40:37.443	1:10.052	+0.820	22.416	29.975	17.661	1	10:33:41.670	1:16.375	+4.917	25.706	32.718	17.951
8	10:41:47.016	1:09.573	+0.341	22.502	29.934	17.137	2	10:34:55.759	1:14.089	+2.631	24.049	32.156	17.884
9	10:42:57.968	1:10.952	+1.720	23.666	30.116	17.170	3	10:36:08.745	1:12.986	+1.528	23.985	31.671	17.330
10	10:44:07.999	1:10.031	+0.799	22.575	30.281	17.175	4	10:37:22.558	1:13.813	+2.355	24.413	31.151	18.249
11	10:45:17.752	1:09.753	+0.521	22.644	29.827	17.282	5	10:38:34.016	1:11.458		23.201	30.994	17.263
12	10:46:28.834	1:11.082	+1.850	23.287	30.262	17.533	6	10:39:45.722	1:11.706	+0.248	23.258	31.127	17.321
13	10:47:38.696	1:09.862	+0.630	22.679	30.027	17.156	7	10:40:57.417	1:11.695	+0.237	23.092	31.223	17.380
14	10:48:50.108	1:11.412	+2.180	23.649	30.408	17.355	8	10:42:09.060	1:11.643	+0.185	23.146	30.801	17.696
(256) Ole Sondrup							9	10:43:20.770	1:11.710	+0.252	22.929	31.096	17.685
1	10:33:37.151	1:13.273	+4.126	23.906	31.661	17.706	10	10:44:32.620	1:11.850	+0.392	23.295	31.023	17.532
2	10:34:47.811	1:10.660	+1.513	22.902	30.500	17.258	11	10:45:44.966	1:12.346	+0.888	23.305	31.614	17.427
3	10:35:57.867	1:10.056	+0.909	22.569	30.363	17.124	12	10:46:56.981	1:12.015	+0.557	23.072	31.402	17.541
4	10:37:07.515	1:09.648	+0.501	22.591	29.948	17.109	13	10:48:10.673	1:13.692	+2.234	23.557	32.864	17.271
5	10:38:16.918	1:09.403	+0.256	22.404	30.022	16.977	14	10:49:22.546	1:11.873	+0.415	23.239	31.143	17.491
6	10:39:26.065	1:09.147		22.167	29.851	17.129	(222) Soren Christensen						
7	10:40:35.488	1:09.423	+0.276	22.555	29.845	17.023	1	10:33:48.754	1:19.383	+8.873	27.194	33.240	18.949
8	10:41:45.107	1:09.619	+0.472	22.445	29.788	17.386	2	10:35:03.645	1:14.891	+4.381	24.630	31.991	18.270
9	10:42:54.932	1:09.825	+0.678	23.066	29.850	16.909	3	10:36:16.925	1:13.280	+2.770	23.904	31.159	18.217
10	10:44:04.464	1:09.532	+0.385	22.747	29.780	17.005	4	10:37:28.375	1:11.450	+0.940	22.962	30.878	17.610
11	10:45:16.185	1:11.721	+2.574	22.257	30.206	19.258	5	10:38:39.830	1:11.455	+0.945	22.854	30.804	17.797
12	10:46:27.743	1:11.558	+2.411	24.297	30.504	16.757	6	10:39:51.234	1:11.404	+0.894	22.696	30.859	17.849
13	10:47:37.676	1:09.933	+0.786	22.842	30.033	17.058	7	10:41:02.108	1:10.874	+0.364	22.693	30.397	17.784
14	10:48:52.262	1:14.586	+5.439	22.433	34.254	17.899	8	10:42:12.618	1:10.510		22.624	30.264	17.622
(250) Soren Anker							9	10:43:23.987	1:11.369	+0.859	22.760	30.385	18.224
1	10:33:42.028	1:16.347	+6.000	25.507	33.022	17.818	10	10:44:34.695	1:10.708	+0.198	22.695	30.401	17.612
2	10:34:54.518	1:12.490	+2.143	23.988	30.862	17.640	11	10:45:45.910	1:11.215	+0.705	22.479	31.281	17.455
3	10:36:04.949	1:10.431	+0.084	22.657	30.557	17.217	12	10:46:57.467	1:11.557	+1.047	22.744	30.912	17.901
4	10:37:16.549	1:11.600	+1.253	23.822	30.313	17.465	13	10:48:11.406	1:13.939	+3.429	23.377	33.303	17.259
5	10:38:28.018	1:11.469	+1.122	23.178	30.687	17.604	14	10:49:22.851	1:11.445	+0.935	22.724	31.014	17.707
6	10:39:38.633	1:10.615	+0.268	22.700	30.571	17.344	(209) Soren Christiansen						
7	10:40:49.425	1:10.792	+0.445	22.594	30.673	17.525	1	10:33:51.087	1:18.640	+7.009	26.753	33.331	18.556
8	10:42:00.047	1:10.622	+0.275	22.324	30.540	17.758	2	10:35:06.356	1:15.269	+3.638	24.788	32.092	18.389
9	10:43:11.184	1:11.137	+0.790	23.329	30.291	17.517	3	10:36:20.143	1:13.787	+2.156	23.671	32.204	17.912
10	10:44:22.069	1:10.885	+0.538	23.232	30.356	17.297	4	10:37:34.017	1:13.874	+2.243	24.303	31.660	17.911
11	10:45:33.238	1:11.169	+0.822	23.670	30.401	17.098	5	10:38:47.143	1:13.126	+1.495	23.775	31.573	17.778
12	10:46:43.694	1:10.456	+0.109	22.770	30.630	17.056	6	10:39:59.553	1:12.410	+0.779	23.362	31.342	17.706
13	10:47:54.041	1:10.347		22.746	30.201	17.400	7	10:41:11.904	1:12.351	+0.720	23.089	31.697	17.565
14	10:49:05.962	1:11.921	+1.574	23.048	31.690	17.183	8	10:42:23.674	1:11.770	+0.139	23.133	30.965	17.672
(290) Soren Behnfeld							9	10:43:36.546	1:12.872	+1.241	23.070	30.769	19.033
1	10:33:39.632	1:14.995	+4.930	25.350	31.663	17.982	10	10:44:48.458	1:11.912	+0.281	23.656	30.789	17.467
2	10:34:53.102	1:13.470	+3.405	24.809	31.102	17.559	11	10:46:00.303	1:11.845	+0.214	22.857	31.350	17.638
3	10:36:03.934	1:10.832	+0.767	23.042	30.719	17.071	12	10:47:12.168	1:11.865	+0.234	23.168	30.984	17.713
4	10:37:22.181	1:18.247	+8.182	29.588	31.334	17.325	13	10:48:23.799	1:11.631		22.996	30.859	17.776
5	10:38:32.730	1:10.549	+0.484	23.020	30.275	17.254	14	10:49:37.033	1:13.234	+1.603	23.402	31.547	18.285
6	10:39:44.047	1:11.317	+1.252	23.087	30.575	17.655	(232) Kenneth Sogaard						
7	10:40:54.988	1:10.941	+0.876	23.094	30.642	17.205	1	10:33:44.236	1:17.438	+4.193	25.641	33.410	18.387
8	10:42:05.053	1:10.065		22.790	30.076	17.199	2	10:34:59.070	1:14.834	+1.589	24.369	32.108	18.357
9	10:43:15.931	1:10.878	+0.813	22.830	30.538	17.510	3	10:36:13.069	1:13.999	+0.754	23.924	31.697	18.378
10	10:44:27.051	1:11.120	+1.055	22.918	30.906	17.296	4	10:37:26.946	1:13.877	+0.632	23.710	31.883	18.284
11	10:45:37.724	1:10.673	+0.608	22.910	30.565	17.198	5	10:38:41.494	1:14.548	+1.303	23.602	32.495	18.451
12	10:46:49.594	1:11.870	+1.805	23.989	30.629	17.252	6	10:39:55.335	1:13.841	+0.596	23.780	31.883	18.178
13	10:48:00.147	1:10.553	+0.488	22.897	30.348	17.308	7	10:41:08.870	1:13.535	+0.290	23.701	31.747	18.087
14	10:49:18.384	1:18.237	+8.172	24.004	33.862	20.371	8	10:42:22.150	1:13.280	+0.035	23.693	31.394	18.193
(208) Frank Jakobson							9	10:43:35.909	1:13.759	+0.514	23.462	31.597	18.700
1	10:33:42.724	1:16.352	+4.914	25.403	33.246	17.703	10	10:44:49.937	1:14.028	+0.783	24.436	31.590	18.002
2	10:34:55.612	1:12.888	+1.450	23.812	31.545	17.531	11	10:46:03.427	1:13.490	+0.245	23.589	31.770	18.131
3	10:36:07.804	1:12.192	+0.754	23.665	31.180	17.347	12	10:47:16.672	1:13.245		23.805	31.384	18.056
4	10:37:20.052	1:12.248	+0.810	23.201	30.946	18.101	13	10:48:30.833	1:14.161	+0.916	23.754	31.933	18.474
5	10:38:32.028	1:11.976	+0.538	23.342	31.151	17.483	14	10:49:45.096	1:14.263	+1.018	23.933	32.065	18.265
6	10:39:43.736	1:11.708	+0.270	23.102	30.901	17.705	(298) Holger Wilks						
7	10:40:56.875	1:13.139	+1.701	22.965	32.837	17.337	1	10:33:45.366	1:18.003	+5.108	25.769	33.692	18.542
8	10:42:08.313	1:11.438		23.004	30.679	17.755	2	10:35:00.770	1:15.404	+2.			

Padborg Park Open

Youngtimer Division 2 + 3

Padborg Park 2,150 km

Heat 2

2018.04.22. 10:30

Race (15:00 and 1 Laps) started at 10:32:04

Lap	Time of Day	Lap Tm	Diff	S1 Tm	S2 Tm	S3 Tm	Lap	Time of Day	Lap Tm	Diff	S1 Tm	S2 Tm	S3 Tm
3	10:36:15.115	1:14.345	+1.450	24.050	32.160	18.135	13	10:48:41.083	1:12.038		23.539	30.916	17.583
4	10:37:29.372	1:14.257	+1.362	23.864	31.622	18.771	14	10:49:54.476	1:13.393	+1.355	24.413	31.181	17.799
5	10:38:43.063	1:13.691	+0.796	24.245	31.429	18.017							
6	10:39:57.218	1:14.155	+1.260	23.797	32.380	17.978							
7	10:41:10.363	1:13.145	+0.250	23.920	31.334	17.891							
8	10:42:24.182	1:13.819	+0.924	23.398	31.945	18.476							
9	10:43:38.118	1:13.936	+1.041	23.563	31.501	18.872							
10	10:44:53.502	1:15.384	+2.489	23.880	32.961	18.543							
11	10:46:08.331	1:14.829	+1.934	24.060	32.063	18.706							
12	10:47:22.004	1:13.673	+0.778	23.920	31.713	18.040							
13	10:48:34.978	1:12.974	+0.079	23.582	31.512	17.880							
14	10:49:47.873	1:12.895		23.547	31.332	18.016							
(275) Jens Zinck							(365) Bjarne Haa Rasmussen						
1	10:33:47.464	1:19.674	+6.806	26.800	33.777	19.097	1	10:33:48.357	1:19.027	+5.438	26.856	33.328	18.843
2	10:35:03.133	1:15.669	+2.801	24.479	33.160	18.030	2	10:35:04.959	1:16.602	+3.013	24.693	33.449	18.460
3	10:36:17.653	1:14.520	+1.652	23.752	32.559	18.209	3	10:36:19.512	1:14.553	+0.964	24.364	32.265	17.924
4	10:37:31.454	1:13.801	+0.933	23.794	31.936	18.071	4	10:37:33.340	1:13.828	+0.239	24.661	31.414	17.753
5	10:38:44.850	1:13.396	+0.528	23.867	31.900	17.629	5	10:38:48.004	1:14.664	+1.075	24.451	32.347	17.866
6	10:39:58.623	1:13.773	+0.905	23.753	31.899	18.121	6	10:40:01.916	1:13.912	+0.323	24.117	31.847	17.948
7	10:41:12.966	1:14.343	+1.475	23.719	32.483	18.141	7	10:41:16.452	1:14.536	+0.947	24.488	32.065	17.983
8	10:42:25.931	1:12.965	+0.097	23.570	31.500	17.895	8	10:42:30.041	1:13.589		23.867	31.938	17.784
9	10:43:41.231	1:15.300	+2.432	23.616	31.713	19.971	9	10:43:44.852	1:14.811	+1.222	24.086	32.009	18.716
10	10:44:55.088	1:13.857	+0.989	23.964	31.695	18.198	10	10:45:00.844	1:15.992	+2.403	24.410	32.413	19.169
11	10:46:08.816	1:13.728	+0.860	23.554	31.432	18.742	11	10:46:15.519	1:14.675	+1.086	24.930	31.878	17.867
12	10:47:23.197	1:14.381	+1.513	24.755	31.651	17.975	12	10:47:31.784	1:16.265	+2.676	25.074	32.079	19.112
13	10:48:36.117	1:12.920	+0.052	23.874	31.197	17.849	13	10:48:46.203	1:14.419	+0.830	24.295	32.079	18.045
14	10:49:48.985	1:12.868		23.717	31.273	17.878	14	10:50:00.890	1:14.687	+1.098	24.351	32.249	18.087
(233) Morten Sogaard-Linnet							(318) Peder Skipper						
1	10:33:52.253	1:21.377	+9.234	28.472	34.564	18.341	1	10:34:00.580	1:32.305	+20.244	38.424	34.105	19.776
2	10:35:07.694	1:15.441	+3.298	25.359	32.213	17.869	2	10:35:18.288	1:17.708	+5.647	25.210	33.955	18.543
3	10:36:21.578	1:13.884	+1.741	23.819	31.883	18.182	3	10:36:34.357	1:16.069	+4.008	23.626	33.710	18.733
4	10:37:36.157	1:14.579	+2.436	24.133	32.302	18.144	4	10:37:48.749	1:14.392	+2.331	24.449	31.778	18.165
5	10:38:49.695	1:13.538	+1.395	24.166	31.510	17.862	5	10:39:01.686	1:12.937	+0.876	23.988	30.890	18.059
6	10:40:02.310	1:12.615	+0.472	23.237	31.307	18.071	6	10:40:14.653	1:12.967	+0.906	23.089	31.778	18.100
7	10:41:14.950	1:12.640	+0.497	23.575	31.222	17.843	7	10:41:27.512	1:12.859	+0.798	23.437	30.966	18.456
8	10:42:27.093	1:12.143		23.167	31.241	17.735	8	10:42:41.315	1:13.803	+1.742	24.787	30.946	18.070
9	10:43:42.218	1:15.125	+2.982	23.141	31.330	20.654	9	10:43:53.376	1:12.061		23.139	31.064	17.858
10	10:44:55.528	1:13.310	+1.167	23.627	31.457	18.226	10	10:45:06.704	1:13.328	+1.267	23.179	31.585	18.564
11	10:46:09.321	1:13.793	+1.650	23.689	31.580	18.524	11	10:46:22.289	1:15.585	+3.524	24.447	32.242	18.896
12	10:47:23.689	1:14.368	+2.225	24.613	31.875	17.880	12	10:47:35.672	1:13.383	+1.322	23.757	31.682	17.944
13	10:48:36.663	1:12.974	+0.831	23.803	31.363	17.808	13	10:48:48.092	1:12.420	+0.359	23.260	31.139	18.021
14	10:49:49.595	1:12.932	+0.789	23.585	31.417	17.930	14	10:50:01.280	1:13.188	+1.127	23.377	31.642	18.169
(320) Niels Lindberg Moller							(296) Claus Andersen						
1	10:33:46.156	1:18.105	+4.203	26.160	33.244	18.701	1	10:33:40.152	1:15.248	+6.327	25.443	31.611	18.194
2	10:35:01.447	1:15.291	+1.389	24.401	32.413	18.477	2	10:34:51.249	1:11.097	+2.176	23.013	30.575	17.509
3	10:36:16.059	1:14.612	+0.710	23.873	32.248	18.491	3	10:36:00.707	1:09.458	+0.537	22.554	29.923	16.981
4	10:37:31.004	1:14.945	+1.043	23.958	32.443	18.544	4	10:37:10.066	1:09.359	+0.438	22.412	29.566	16.991
5	10:38:45.215	1:14.211	+0.309	23.989	31.928	18.294	5	10:38:19.360	1:09.294	+0.373	22.186	30.084	17.024
6	10:39:59.899	1:14.684	+0.782	23.894	32.115	18.675	6	10:39:28.696	1:09.336	+0.415	21.986	30.159	17.191
7	10:41:13.870	1:13.971	+0.069	23.923	31.791	18.257	7	10:40:38.361	1:09.665	+0.744	22.409	29.953	17.303
8	10:42:27.772	1:13.902		23.339	32.133	18.430	8	10:41:48.149	1:09.788	+0.867	23.130	29.731	16.927
9	10:43:42.861	1:15.089	+1.187	23.677	31.809	19.603	9	10:43:00.118	1:11.969	+3.048	24.138	30.914	16.917
10	10:44:56.776	1:13.915	+0.013	23.628	31.772	18.515	10	10:44:09.438	1:09.320	+0.399	22.450	30.137	16.733
11	10:46:10.858	1:14.082	+0.180	23.711	31.920	18.451	11	10:45:18.359	1:08.921		22.245	29.745	16.931
12	10:47:25.093	1:14.235	+0.333	23.659	32.365	18.211	12	10:46:29.013	1:10.654	+1.733	23.016	30.350	17.288
13	10:48:39.701	1:14.608	+0.706	24.274	32.331	18.003	13	10:47:39.338	1:10.325	+1.404	22.978	30.220	17.127
14	10:49:53.678	1:13.977	+0.075	23.998	31.800	18.179							
(315) Sebastian Belli							(323) Lars Lundgaard						
1	10:33:49.644	1:19.728	+7.690	27.413	33.802	18.513	1	10:33:49.875	1:20.230	+5.626	27.617	33.385	19.228
2	10:35:06.620	1:16.976	+4.938	25.472	32.628	18.876	2	10:35:05.806	1:15.931	+1.327	24.876	32.539	18.516
3	10:36:21.179	1:14.559	+2.521	24.286	32.128	18.145	3	10:36:20.796	1:14.990	+0.386	23.963	32.341	18.686
4	10:37:35.846	1:14.667	+2.629	24.207	32.421	18.039	4	10:37:35.400	1:14.604		24.261	32.299	18.044
5	10:38:50.988	1:15.142	+3.104	25.272	31.506	18.364	5	10:38:50.615	1:15.215	+0.611	24.075	32.149	18.991
6	10:40:05.997	1:15.009	+2.971	24.143	32.448	18.418	6	10:40:05.627	1:15.012	+0.408	24.133	32.511	18.368
7	10:41:20.339	1:14.342	+2.304	24.339	32.141	17.862	7	10:41:20.486	1:14.859	+0.255	24.222	32.218	18.419
8	10:42:35.865	1:15.526	+3.488	25.419	32.293	17.814	8	10:42:36.297	1:15.811	+1.207	25.107	32.203	18.501
9	10:43:48.921	1:13.056	+1.018	23.910	31.000	18.146	9	10:43:51.117	1:14.820	+0.216	24.191	31.623	19.006
10	10:45:01.274	1:12.353	+0.315	23.406	30.882	18.065	10	10:45:06.313	1:15.196	+0.592	24.429	32.417	18.350
11	10:46:15.894	1:14.620	+2.582	24.877	31.961	17.782	11	10:46:21.779	1:15.466	+0.862	24.354	32.621	18.491
12	10:47:29.045	1:13.151	+1.113	24.444	31.087	17.620	12	10:47:37.095	1:15.316	+0.712	24.069	33.012	18.235
							13	10:48:53.323	1:16.228	+1.624	25.613	32.238	18.377
(217) Tom Jorgensen													
1	10:34:07.911	1:30.606	+19.001	36.989	34.694	18.923							
2	10:35:23.070	1:15.159	+3.554	24.870	32.240	18.049							
3	10:36:40.333	1:17.263	+5.658	24.622	34.700	17.941							
4	10:37:56.058	1:15.725	+4.120	23.590	31.117	21.018							
5	10:39:10.215	1:14.157	+2.552	23.193	32.524	18.440							
6	10:40:23.193	1:12.978	+1.373	23.737	31.361	17.880							
7	10:41:36.883	1:13.690	+2.085	23.395	32.051	18.244							
8	10:42:48.995	1:12.112	+0.507	23.412	30.759	17.941							

Orbits

Hans-Jorn Sogaard Andersen
Clerk of the Course

Padborg Park Open

Youngtimer Division 2 + 3

Padborg Park 2,150 km

Heat 2

2018.04.22. 10:30

Race (15:00 and 1 Laps) started at 10:32:04

Lap	Time of Day	Lap Tm	Diff	S1 Tm	S2 Tm	S3 Tm	Lap	Time of Day	Lap Tm	Diff	S1 Tm	S2 Tm	S3 Tm
9	10:44:01.301	1:12.306	+0.701	23.200	31.119	17.987	8	10:43:04.895	1:19.063	+3.675	26.509	33.667	18.887
10	10:45:15.025	1:13.724	+2.119	23.285	32.112	18.327	9	10:44:21.167	1:16.272	+0.884	24.435	33.139	18.698
11	10:46:28.523	1:13.498	+1.893	23.913	31.363	18.222	10	10:45:38.390	1:17.223	+1.835	25.230	33.357	18.636
12	10:47:41.875	1:13.352	+1.747	24.534	31.187	17.631	11	10:46:54.056	1:15.666	+0.278	24.362	32.678	18.626
13	10:48:53.480	1:11.605		23.369	31.014	17.222	12	10:48:13.321	1:19.265	+3.877	25.904	34.429	18.932
							13	10:49:30.134	1:16.813	+1.425	24.835	33.390	18.588
(325) Orla Iversen							(257) Nikolaj Lindberg						
1	10:33:50.598	1:20.445	+5.389	28.016	33.650	18.779	1	10:34:01.391	1:26.001	+9.846	27.427	37.314	21.260
2	10:35:07.234	1:16.636	+1.580	25.711	32.683	18.242	2	10:35:22.102	1:20.711	+4.556	25.109	35.571	20.031
3	10:36:23.198	1:15.964	+0.908	25.395	32.293	18.276	3	10:36:42.525	1:20.423	+4.268	25.316	35.817	19.290
4	10:37:38.254	1:15.056		24.417	32.470	18.169	4	10:38:01.539	1:19.014	+2.859	24.929	34.987	19.098
5	10:38:54.368	1:16.114	+1.058	24.860	32.801	18.453	5	10:39:19.159	1:17.620	+1.465	24.032	34.116	19.472
6	10:40:11.143	1:16.775	+1.719	24.722	33.327	18.726	6	10:40:36.347	1:17.188	+1.033	23.994	33.843	19.351
7	10:41:27.133	1:15.990	+0.934	24.560	32.813	18.617	7	10:41:54.206	1:17.859	+1.704	25.612	33.562	18.685
8	10:42:43.840	1:16.707	+1.651	25.343	32.658	18.706	8	10:43:10.584	1:16.378	+0.223	23.959	33.695	18.724
9	10:43:59.103	1:15.263	+0.207	24.324	32.262	18.677	9	10:44:28.859	1:18.275	+2.120	24.990	34.254	19.031
10	10:45:14.688	1:15.585	+0.529	24.380	32.484	18.721	10	10:45:48.572	1:19.713	+3.558	24.074	35.767	19.872
11	10:46:32.869	1:18.181	+3.125	26.321	33.757	18.103	11	10:47:07.211	1:18.639	+2.484	24.491	34.375	19.773
12	10:47:49.759	1:16.890	+1.834	24.836	33.160	18.894	12	10:48:25.169	1:17.958	+1.803	24.824	33.614	19.520
13	10:49:06.912	1:17.153	+2.097	25.524	33.160	18.469	13	10:49:41.324	1:16.155		24.403	33.074	18.678
(254) Max Terpager							(289) Morten Kjaer Bojsøe						
1	10:33:54.750	1:23.446	+8.725	28.662	36.061	18.723	1	10:33:59.663	1:25.835	+5.132	28.478	37.127	20.230
2	10:35:12.151	1:17.401	+2.680	24.977	33.880	18.544	2	10:35:21.050	1:21.387	+0.684	25.664	35.940	19.783
3	10:36:29.375	1:17.224	+2.503	24.589	33.750	18.885	3	10:36:41.753	1:20.703		25.512	35.431	19.760
4	10:37:44.686	1:15.311	+0.590	24.279	32.494	18.538	4	10:38:03.396	1:21.643	+0.940	25.250	35.910	20.483
5	10:38:59.407	1:14.721		23.814	32.587	18.320	5	10:39:24.647	1:21.251	+0.548	25.408	35.801	20.042
6	10:40:14.732	1:15.325	+0.604	24.095	32.893	18.337	6	10:40:47.447	1:22.800	+2.097	27.595	35.549	19.656
7	10:41:29.798	1:15.066	+0.345	24.738	32.016	18.312	7	10:42:10.356	1:22.909	+2.206	26.373	35.860	20.676
8	10:42:44.571	1:14.773	+0.052	23.957	31.980	18.836	8	10:43:33.755	1:23.399	+2.696	27.198	35.677	20.524
9	10:43:59.896	1:15.325	+0.604	24.257	32.276	18.792	9	10:45:00.413	1:26.658	+5.955	27.538	38.046	21.074
10	10:45:15.665	1:15.769	+1.048	24.117	32.686	18.966	10	10:46:23.665	1:23.252	+2.549	27.355	35.275	20.622
11	10:46:33.681	1:18.016	+3.295	25.856	33.885	18.275	11	10:47:48.683	1:25.018	+4.315	26.771	37.678	20.569
12	10:47:50.176	1:16.495	+1.774	24.340	33.231	18.924	12	10:49:12.995	1:24.312	+3.609	27.921	36.517	19.874
13	10:49:07.304	1:17.128	+2.407	25.485	33.214	18.429							
(390) René Borge Nielsen							(253) Arne Hansen						
1	10:33:56.845	1:23.955	+8.733	28.235	36.768	18.952	1	10:33:58.751	1:25.902	+6.841	29.137	37.355	19.410
2	10:35:15.430	1:18.585	+3.363	24.990	34.589	19.006	2	10:35:19.525	1:20.774	+1.713	25.663	35.515	19.596
3	10:36:32.710	1:17.280	+2.058	24.699	33.489	19.092	3	10:36:38.586	1:19.061		24.849	35.716	18.496
4	10:37:49.365	1:16.655	+1.433	24.505	33.222	18.928	4	10:37:57.903	1:19.317	+0.256	24.861	34.562	19.894
5	10:39:05.597	1:16.232	+1.010	24.455	33.031	18.746	5	10:39:17.400	1:19.497	+0.436	25.327	35.139	19.031
6	10:40:21.676	1:16.079	+0.857	24.204	32.970	18.905	6	10:40:37.381	1:19.981	+0.920	25.397	34.818	19.766
7	10:41:38.419	1:16.743	+1.521	24.283	33.877	18.583	7	10:42:00.078	1:22.697	+3.636	26.546	36.509	19.642
8	10:42:53.918	1:15.499	+0.277	24.266	32.339	18.894	8	10:43:22.701	1:22.623	+3.562	26.413	36.839	19.371
9	10:44:13.082	1:19.164	+3.942	25.980	34.364	18.820	9	10:44:45.099	1:22.398	+3.337	27.355	35.990	19.053
10	10:45:29.872	1:16.790	+1.568	25.012	33.056	18.722	10	10:46:06.264	1:21.165	+2.104	25.711	36.391	19.063
11	10:46:46.560	1:16.688	+1.466	24.460	32.729	19.499	11	10:47:31.448	1:25.184	+6.123	26.681	37.205	21.298
12	10:48:01.782	1:15.222		24.162	32.396	18.664	p12	10:49:15.026	1:43.578	+24.517	26.169	37.695	
13	10:49:17.019	1:15.237	+0.015	24.216	32.233	18.788							
(355) Keld Graabaek							(321) Sv. Aa. Helsinghoff						
1	10:33:55.912	1:22.530	+5.721	27.623	35.644	19.263	1	10:33:58.189	1:26.174	+9.512	28.779	37.604	19.791
2	10:35:14.823	1:18.911	+2.102	25.852	34.072	18.987	2	10:35:16.533	1:18.344	+1.682	25.102	34.359	18.883
3	10:36:34.248	1:19.425	+2.616	25.524	34.385	19.516	3	10:36:36.220	1:19.687	+3.025	24.793	35.730	19.164
4	10:37:52.303	1:18.055	+1.246	26.089	33.149	18.817	4	10:37:53.635	1:17.415	+0.753	24.829	33.802	18.784
5	10:39:09.966	1:17.663	+0.854	25.430	33.315	18.918	5	10:39:11.215	1:17.580	+0.918	24.661	33.642	19.277
6	10:40:26.929	1:16.963	+0.154	25.566	32.826	18.571	6	10:40:27.927	1:16.712	+0.050	24.765	33.292	18.655
7	10:41:44.879	1:17.950	+1.141	25.239	33.379	19.332	7	10:41:45.585	1:17.658	+0.996	24.724	33.503	19.431
8	10:43:02.380	1:17.501	+0.692	25.838	32.610	19.053	8	10:43:04.102	1:18.517	+1.855	26.411	33.412	18.694
9	10:44:19.189	1:16.809		24.998	32.957	18.854	9	10:44:20.764	1:16.662		24.536	33.443	18.683
10	10:45:36.436	1:17.247	+0.438	25.548	33.145	18.554							
11	10:46:53.688	1:17.252	+0.443	25.608	32.919	18.725	(319) Per Vestergaard						
12	10:48:12.518	1:18.830	+2.021	25.892	33.697	19.241	1	10:33:54.240	1:22.463	+6.050	27.939	35.552	18.972
13	10:49:30.734	1:18.216	+1.407	25.289	34.362	18.565	2	10:35:13.039	1:18.799	+2.386	25.326	33.857	19.616
(324) Torben Moller							3	10:36:31.160	1:18.121	+1.708	25.005	34.073	19.043
1	10:33:51.611	1:21.152	+5.764	28.261	34.038	18.853	4	10:37:47.824	1:16.664	+0.251	24.944	32.940	18.780
2	10:35:08.627	1:17.016	+1.628	25.309	32.641	19.066	5	10:39:04.652	1:16.828	+0.415	24.978	33.312	18.538
3	10:36:39.606	1:30.979	+15.591	24.561	47.570	18.848	6	10:40:21.065	1:16.413		24.513	33.092	18.808
4	10:37:57.076	1:17.470	+2.082	24.673	33.621	19.176	7	10:41:37.630	1:16.565	+0.152	24.538	33.095	18.932
5	10:39:13.116	1:16.040	+0.652	24.260	32.989	18.791	(326) Lars Henrik Leed						
6	10:40:28.504	1:15.388		24.589	32.342	18.457	p1	10:34:16.113	1:47.403	3:59:07.372	30.116	38.778	
7	10:41:45.832	1:17.328	+1.940	24.784	33.365	19.179							

These results are provisional, until the conclusion of any judicial and technical inquiries.

Hans-Jorn Sogaard Andersen
Clerk of the Course

Attila Boros
Chief Timekeeper

CHRONOMOTO
TIMING

Padborg Park Open

Youngtimer Division 2 + 3

Padborg Park 2,150 km

Heat 3

2018.04.22. 15:20

Race (15:00 and 1 Laps)

POLE POSITION

	1	2
1	260 Anders Tage Jensen	256 Ole Sondrup
2	250 Soren Anker	290 Soren Behnfeld
3	208 Frank Jakobson	244 Jens Arne Lefevre Steffensen
4	222 Soren Christensen	209 Soren Christiansen
5	232 Kenneth Sogaard	298 Holger Wilcks
6	275 Jens Zinck	233 Morten Sogaard-Linnet
7	320 Niels Lindberg Moller	315 Sebastian Belli
8	365 Bjarne Haa Rasmussen	318 Peder Skipper
9	296 Claus Andersen	323 Lars Lundgaard
10	217 Tom Jorgensen	325 Orla Iversen

These results are provisional, until the conclusion of any judicial and technical inquiries.

Orbits

Hans-Jorn Sogaard Andersen
Clerk of the Course

Attila Boros
Chief Timekeeper

CHRONOMOTO
TIMING

Padborg Park Open


Youngtimer Division 2 + 3

Padborg Park 2,150 km

Heat 3

2018.04.22. 15:20

Race (15:00 and 1 Laps)



11	21 254 Max Terpager
12	23 355 Keld Graabaek
13	25 257 Nikolaj Lindberg
14	27 253 Arne Hansen
15	29 319 Per Vestergaard
16	31 269 Kim König

22 390 René Borge Nielsen
24 324 Torben Moller
26 289 Morten Kjaer Bojsøe
28 321 Sv. Aa. Helsinghoff
30 326 Lars Henrik Leed

Padborg Park Open

Sorted on Laps

Youngtimer Division 2 + 3

Padborg Park 2,150 km

Heat 3

2018.04.22. 15:20

Race (15:00 and 1 Laps) started at 15:27:10

Pos	No.	Name	Nat.	Car	Class	Laps	Total Tm	Diff	Gap	Best Tm
1	256	Ole Sondrup	DNK	BMW E36	YT 2	13	16:56.283			1:09.426
2	260	Anders Tage Jensen	DNK	BMW E36 Compact 2,5	YT 2	13	16:57.155	0.872	0.872	1:09.476
3	250	Soren Anker	DNK	BMW E46	YT 2	13	16:59.460	3.177	2.305	1:09.457
4	222	Soren Christensen	DNK	BMW E46	YT 2	13	17:05.408	9.125	5.948	1:10.560
5	209	Soren Christiansen	DNK	Peugeot 205	YT 2	13	17:16.283	20.000	10.875	1:11.857
6	233	Morten Sogaard-Linnet	DNK	BMW E46	YT 2	13	17:17.085	20.802	0.802	1:11.715
7	217	Tom Jorgensen	DNK	E46 BMW	YT 2	13	17:28.032	31.749	10.947	1:12.336
8	315	Sebastian Belli	DNK	VW Lupo	YT 3	13	17:31.669	35.386	3.637	1:12.854
9	232	Kenneth Sogaard	DNK	BMW E46	YT 2	13	17:33.048	36.765	1.379	1:12.974
10	365	Bjarne Haa Rasmussen	DNK	Renault Laguna	YT 2	13	17:34.420	38.137	1.372	1:12.485
11	318	Peder Skipper	DNK	BMW 318 is	YT 3	13	17:35.665	39.382	1.245	1:12.308
12	208	Frank Jakobson	DNK	BMW E36	YT 2	13	17:43.185	46.902	7.520	1:12.059
13	323	Lars Lundgaard	DNK	Citroen Saxo	YT 3	13	17:45.432	49.149	2.247	1:14.864
14	244	Jens Arne Lefevre Steffensen	DNK	Audi A3 1,8 T	YT 2	13	17:55.409	59.126	9.977	1:12.198
15	320	Niels Lindberg Moller	DNK	Ford Sierra	YT 3	13	17:56.216	59.933	0.807	1:15.030
16	257	Nikolaj Lindberg	DNK		YT 2	13	17:58.827	1:02.544	2.611	1:14.024
17	298	Holger Wilcks	DNK	Mazda MX-5	YT 2	13	18:04.671	1:08.388	5.844	1:14.680
18	254	Max Terpger	DNK	BMW E46	YT 2	13	18:27.866	1:31.583	23.195	1:15.730
19	355	Keld Graabaek	DNK	VW Beatle	YT 3	12	16:58.509	1 Lap	1 Lap	1:17.701
20	325	Orla Iversen	DNK	BMW 2.5	YT 3	12	16:59.744	1 Lap	1.235	1:17.484
21	324	Torben Moller	DNK	BMW e36	YT 3	12	17:00.542	1 Lap	0.798	1:16.713
22	321	Sv. Aa. Helsinghoff	DNK	BMW E36	YT 3	12	17:02.252	1 Lap	1.710	1:16.905
23	326	Lars Henrik Leed	DNK	Porsche 944	YT 3	12	17:27.079	1 Lap	24.827	1:13.508
24	275	Jens Zinck	DNK	Audi A3 1,8 T	YT 2	11	15:01.524	2 Laps	1 Lap	1:13.513

Not classified (75% = 9 Laps)

390	René Borge Nielsen	DNK	Renault Clio 2	YT 3	8	11:48.680	5 Laps	3 Laps	1:16.279
289	Morten Kjaer Bojsoe	DNK	Renault Clio 1 1,8 16V	YT 2	5	7:54.112	8 Laps	3 Laps	1:19.702
290	Soren Behnfeld	DNK	Citröen Saxo	YT 2					
DNS	296	Claus Andersen	DNK	Opel Calibra	YT 2		DNS		
DNS	269	Kim König	DNK	Peugeot 306 GTI	YT 2		DNS		
DQ	319	Per Vestergaard	DNK	Porsche 924	YT 3	5	8:17.538	DQ	1:19.083
DQ	253	Arne Hansen	DNK	Renault Clio	YT 2	4	7:01.777	DQ	1:19.868

Announcements

#326 - Tyvstart - 1 Strafbane / Jump start - 1 penalty lane

#319 - Pakorer #321 i Sving3 - 1 strafbane / pushing #321 - 1 penalty lane

#319 - DQ - Forlader pit under Lob / Leaving the pit during the race

#253 - DQ - Forlader pit under Lob / Leaving the pit during the race

Margin of Victory	Avg. Speed	Best Lap Tm	Best Speed	Best Lap by
0.872	99,008	1:09.426	111,486	256 - Ole Sondrup

Orbits

These results are provisional, until the conclusion of any judicial and technical inquiries.



Hans-Jorn Sogaard Andersen
Clerk of the Course



Attila Boros
Chief Timekeeper



Padborg Park Open

Sorted on Laps

Youngtimer Division 2 + 3

Padborg Park 2,150 km

Heat 3

2018.04.22. 15:20

Race (15:00 and 1 Laps) started at 15:27:10

Pos	No.	Name	Nat.	Car	Class	Laps	Total Tm	Diff	Gap	Best Tm
YT 2										
1	256	Ole Sondrup	DNK	BMW E36	YT 2	13	16:56.283			1:09.426
2	260	Anders Tage Jensen	DNK	BMW E36 Compact 2,5	YT 2	13	16:57.155	0.872	0.872	1:09.476
3	250	Soren Anker	DNK	BMW E46	YT 2	13	16:59.460	3.177	2.305	1:09.457
4	222	Soren Christensen	DNK	BMW E46	YT 2	13	17:05.408	9.125	5.948	1:10.560
5	209	Soren Christiansen	DNK	Peugeot 205	YT 2	13	17:16.283	20.000	10.875	1:11.857
6	233	Morten Sogaard-Linnet	DNK	BMW E46	YT 2	13	17:17.085	20.802	0.802	1:11.715
7	217	Tom Jorgensen	DNK	E46 BMW	YT 2	13	17:28.032	31.749	10.947	1:12.336
8	232	Kenneth Sogaard	DNK	BMW E46	YT 2	13	17:33.048	36.765	5.016	1:12.974
9	365	Bjarne Haa Rasmussen	DNK	Renault Laguna	YT 2	13	17:34.420	38.137	1.372	1:12.485
10	208	Frank Jakobson	DNK	BMW E36	YT 2	13	17:43.185	46.902	8.765	1:12.059
11	244	Jens Arne Lefevre Steffensen	DNK	Audi A3 1,8 T	YT 2	13	17:55.409	59.126	12.224	1:12.198
12	257	Nikolaj Lindberg	DNK		YT 2	13	17:58.827	1:02.544	3.418	1:14.024
13	298	Holger Wilcks	DNK	Mazda MX-5	YT 2	13	18:04.671	1:08.388	5.844	1:14.680
14	254	Max Terpager	DNK	BMW E46	YT 2	13	18:27.866	1:31.583	23.195	1:15.730
15	275	Jens Zinck	DNK	Audi A3 1,8 T	YT 2	11	15:01.524	2 Laps	2 Laps	1:13.513

Not classified (75% = 9 Laps)

	289	Morten Kjaer Bojsoe	DNK	Renault Clio 1 1,8 16V	YT 2	5	7:54.112	8 Laps	6 Laps	1:19.702
	290	Soren Behnfeld	DNK	Citröen Saxo	YT 2					
DNS	296	Claus Andersen	DNK	Opel Calibra	YT 2			DNS		
DNS	269	Kim König	DNK	Peugeot 306 GTI	YT 2			DNS		
DQ	253	Arne Hansen	DNK	Renault Clio	YT 2	4	7:01.777	DQ		1:19.868

YT 3

1	315	Sebastian Belli	DNK	VW Lupo	YT 3	13	17:31.669			1:12.854
2	318	Peder Skipper	DNK	BMW 318 is	YT 3	13	17:35.665	3.996	3.996	1:12.308
3	323	Lars Lundgaard	DNK	Citroen Saxo	YT 3	13	17:45.432	13.763	9.767	1:14.864
4	320	Niels Lindberg Moller	DNK	Ford Sierra	YT 3	13	17:56.216	24.547	10.784	1:15.030
5	355	Keld Graabaek	DNK	VW Beatle	YT 3	12	16:58.509	1 Lap	1 Lap	1:17.701
6	325	Orla Iversen	DNK	BMW 2.5	YT 3	12	16:59.744	1 Lap	1.235	1:17.484
7	324	Torben Moller	DNK	BMW e36	YT 3	12	17:00.542	1 Lap	0.798	1:16.713
8	321	Sv. Aa. Helsinghoff	DNK	BMW E36	YT 3	12	17:02.252	1 Lap	1.710	1:16.905
9	326	Lars Henrik Leed	DNK	Porsche 944	YT 3	12	17:27.079	1 Lap	24.827	1:13.508

Not classified (75% = 9 Laps)

Announcements

- #326 - Tyvstart - 1 Strafbane / Jump start - 1 penalty lane
- #319 - Pakorer #321 i Sving3 - 1 strafbane / pushing #321 - 1 penalty lane
- #319 - DQ - Forlader pit under Lob / Leaving the pit during the race
- #253 - DQ - Forlader pit under Lob / Leaving the pit during the race

Margin of Victory	Avg. Speed	Best Lap Tm	Best Speed	Best Lap by
0.872	99,008	1:09.426	111,486	256 - Ole Sondrup

Orbits

These results are provisional, until the conclusion of any judicial and technical inquiries.



Hans-Jorn Sogaard Andersen
Clerk of the Course



Attila Boros
Chief Timekeeper



CHRONOMOTO
TIMING

Padborg Park Open

Sorted on Laps

Youngtimer Division 2 + 3

Padborg Park 2,150 km

Heat 3

2018.04.22. 15:20

Race (15:00 and 1 Laps) started at 15:27:10

Pos	No.	Name	Nat.	Car	Class	Laps	Total Tm	Diff	Gap	Best Tm
	390	René Borge Nielsen	DNK	Renault Clio 2	YT 3	8	11:48.680	5 Laps	4 Laps	1:16.279
DQ	319	Per Vestergaard	DNK	Porsche 924	YT 3	5	8:17.538	DQ		1:19.083

Announcements

- #326 - Tyvstart - 1 Strafbane / Jump start - 1 penalty lane
- #319 - Pakorer #321 i Sving3 - 1 strafbane / pushing #321 - 1 penalty lane
- #319 - DQ - Forlader pit under Lob / Leaving the pit during the race
- #253 - DQ - Forlader pit under Lob / Leaving the pit during the race

Margin of Victory	Avg. Speed	Best Lap Tm	Best Speed	Best Lap by
0.872	99,008	1:09.426	111,486	256 - Ole Sondrup

Orbits

These results are provisional, until the conclusion of any judicial and technical inquiries.

Hans-Jorn Sogaard Andersen
Clerk of the Course

Attila Boros
Chief Timekeeper

Padborg Park Open

Youngtimer Division 2 + 3

Padborg Park 2,150 km

Heat 3

2018.04.22. 15:20

Race (15:00 and 1 Laps) started at 15:27:10

Lap	Time of Day	Lap Tm	Diff	S1 Tm	S2 Tm	S3 Tm	Lap	Time of Day	Lap Tm	Diff	S1 Tm	S2 Tm	S3 Tm
(256) Ole Sondrup							(233) Morten Sogaard-Linnet						
1	15:28:41.086	1:11.568	+2.142	23.117	31.038	17.413	1	15:28:45.788	1:13.986	+2.271	23.947	31.919	18.120
2	15:29:51.625	1:10.539	+1.113	22.815	30.498	17.226	2	15:29:58.152	1:12.364	+0.649	23.131	31.335	17.898
3	15:31:01.907	1:10.282	+0.856	22.693	30.181	17.408	3	15:31:10.815	1:12.663	+0.948	23.153	31.257	18.253
4	15:33:01.969	2:00.062	+50.636	30.837	51.466	37.759	4	15:33:07.182	1:56.367	+44.652	26.751	50.574	39.042
5	15:34:44.871	1:42.902	+33.476	35.460	46.302	21.140	5	15:34:48.102	1:40.920	+29.205	34.489	44.030	22.401
6	15:35:55.222	1:10.351	+0.925	22.851	30.293	17.207	6	15:36:00.595	1:12.493	+0.778	23.387	31.195	17.911
7	15:37:06.133	1:10.911	+1.485	23.860	30.142	16.909	7	15:37:14.604	1:14.009	+2.294	23.657	32.420	17.932
8	15:38:16.238	1:10.105	+0.679	22.414	30.714	16.977	8	15:38:27.021	1:12.417	+0.702	23.188	31.400	17.829
9	15:39:25.718	1:09.480	+0.054	22.342	29.969	17.169	9	15:39:39.614	1:12.593	+0.878	23.356	31.458	17.779
10	15:40:35.249	1:09.531	+0.105	22.510	30.054	16.967	10	15:40:51.790	1:12.176	+0.461	22.978	31.480	17.718
11	15:41:44.675	1:09.426		22.362	30.067	16.997	11	15:42:03.505	1:11.715		22.918	30.881	17.916
12	15:42:55.002	1:10.327	+0.901	22.560	30.069	17.698	12	15:43:15.715	1:12.210	+0.495	23.144	31.486	17.580
13	15:44:06.853	1:11.851	+2.425	23.232	31.590	17.029	13	15:44:27.655	1:11.940	+0.225	22.866	31.378	17.696
(260) Anders Tage Jensen							(217) Tom Jorgensen						
1	15:28:43.105	1:12.108	+2.632	23.468	30.838	17.802	1	15:28:53.537	1:18.405	+6.069	26.780	33.201	18.424
2	15:29:53.763	1:10.658	+1.182	22.821	30.179	17.658	2	15:30:08.254	1:14.717	+2.381	23.800	31.798	19.119
3	15:31:04.276	1:10.513	+1.037	22.962	29.974	17.577	3	15:31:22.025	1:13.771	+1.435	23.611	31.980	18.180
4	15:33:03.689	1:59.413	+49.937	30.400	51.230	37.783	4	15:33:10.653	1:48.628	+36.292	24.099	44.513	40.016
5	15:34:46.402	1:42.713	+33.237	35.568	45.367	21.778	5	15:34:50.154	1:39.501	+27.165	33.935	42.883	22.683
6	15:35:56.475	1:10.073	+0.597	22.739	30.094	17.240	6	15:36:03.119	1:12.965	+0.629	23.716	31.366	17.883
7	15:37:07.911	1:11.436	+1.960	24.223	30.093	17.120	7	15:37:18.047	1:14.928	+2.592	24.701	32.259	17.968
8	15:38:17.387	1:09.476		22.234	29.912	17.330	8	15:38:32.569	1:14.522	+2.186	24.125	32.099	18.298
9	15:39:27.200	1:09.813	+0.337	22.608	29.877	17.328	9	15:39:46.520	1:13.951	+1.615	23.846	32.110	17.995
10	15:40:36.733	1:09.533	+0.057	22.392	29.837	17.304	10	15:40:59.617	1:13.097	+0.761	23.423	31.830	17.844
11	15:41:46.701	1:09.968	+0.492	22.400	30.154	17.414	11	15:42:12.019	1:12.402	+0.066	23.342	31.057	18.003
12	15:42:56.559	1:09.858	+0.382	22.630	29.967	17.261	12	15:43:26.266	1:14.247	+1.911	25.604	31.097	17.546
13	15:44:07.725	1:11.166	+1.690	22.657	31.177	17.332	13	15:44:38.602	1:12.336		23.614	30.942	17.780
(250) Soren Anker							(315) Sebastian Belli						
1	15:28:42.754	1:12.474	+3.017	23.834	30.984	17.656	1	15:28:51.483	1:17.575	+4.721	25.862	33.345	18.368
2	15:29:53.277	1:10.523	+1.066	22.828	30.206	17.489	2	15:30:08.815	1:17.332	+4.478	24.589	32.809	19.934
3	15:31:03.789	1:10.512	+1.055	22.398	30.551	17.563	3	15:31:23.536	1:14.721	+1.867	24.244	32.107	18.370
4	15:33:02.896	1:59.107	+49.650	30.011	51.336	37.760	4	15:33:12.220	1:48.684	+35.830	24.413	43.720	40.551
5	15:34:45.291	1:42.395	+32.938	35.627	45.651	21.117	5	15:34:50.656	1:38.436	+25.582	33.477	42.601	22.358
6	15:35:55.884	1:10.593	+1.136	22.697	30.629	17.267	6	15:36:04.210	1:13.554	+0.700	24.063	31.678	17.813
7	15:37:08.780	1:12.896	+3.439	24.887	30.677	17.332	7	15:37:19.089	1:14.879	+2.025	24.610	32.271	17.998
8	15:38:19.302	1:10.522	+1.065	23.046	30.250	17.226	8	15:38:33.450	1:14.361	+1.507	24.258	32.173	17.930
9	15:39:29.415	1:10.113	+0.656	22.849	30.275	16.989	9	15:39:47.475	1:14.025	+1.171	24.095	32.056	17.874
10	15:40:39.280	1:09.865	+0.408	22.481	30.234	17.150	10	15:41:00.648	1:13.173	+0.319	23.793	31.486	17.894
11	15:41:48.737	1:09.457		22.374	29.908	17.175	11	15:42:14.316	1:13.668	+0.814	24.100	31.751	17.817
12	15:42:58.900	1:10.163	+0.706	22.809	30.064	17.290	12	15:43:29.385	1:15.069	+2.215	25.537	31.727	17.805
13	15:44:10.030	1:11.130	+1.673	22.890	30.990	17.250	13	15:44:42.239	1:12.854		23.651	31.432	17.771
(222) Soren Christensen							(232) Kenneth Sogaard						
1	15:28:44.814	1:13.700	+3.140	24.067	31.536	18.097	1	15:28:54.462	1:18.888	+5.914	26.759	33.717	18.412
2	15:29:56.792	1:11.978	+1.418	23.306	30.781	17.891	2	15:30:11.099	1:16.637	+3.663	24.436	32.873	19.328
3	15:31:08.674	1:11.882	+1.322	22.896	30.820	18.166	3	15:31:25.939	1:14.840	+1.866	24.009	32.496	18.335
4	15:33:05.657	1:56.983	+46.423	27.754	51.085	38.144	4	15:33:17.118	1:51.179	+38.205	24.625	43.535	43.019
5	15:34:47.669	1:42.012	+31.452	34.934	44.427	22.651	5	15:34:52.760	1:35.642	+22.668	31.384	41.562	22.696
6	15:35:58.971	1:11.302	+0.742	23.019	30.555	17.728	6	15:36:07.266	1:14.506	+1.532	24.603	31.976	17.927
7	15:37:10.052	1:11.081	+0.521	23.155	30.508	17.418	7	15:37:22.266	1:15.000	+2.026	24.337	32.366	18.297
8	15:38:21.689	1:11.637	+1.077	22.600	31.617	17.420	8	15:38:36.144	1:13.878	+0.904	23.909	32.059	17.910
9	15:39:32.287	1:10.598	+0.038	22.633	30.573	17.392	9	15:39:49.938	1:13.794	+0.820	23.941	32.055	17.798
10	15:40:42.917	1:10.630	+0.070	22.711	30.482	17.437	10	15:41:03.753	1:13.815	+0.841	23.946	31.761	18.108
11	15:41:54.007	1:11.090	+0.530	22.789	30.640	17.661	11	15:42:16.727	1:12.974		23.637	31.470	17.867
12	15:43:05.418	1:11.411	+0.851	23.168	30.625	17.618	12	15:43:30.421	1:13.694	+0.720	24.302	31.587	17.805
13	15:44:15.978	1:10.560		22.661	30.525	17.374	13	15:44:43.618	1:13.197	+0.223	23.876	31.683	17.638
(209) Soren Christiansen							(365) Bjarne Haa Rasmussen						
1	15:28:47.038	1:14.842	+2.985	24.615	32.031	18.196	1	15:28:53.054	1:19.167	+6.682	26.333	34.024	18.810
2	15:29:59.478	1:12.440	+0.583	23.578	31.125	17.737	2	15:30:10.492	1:17.438	+4.953	25.520	32.654	19.264
3	15:31:11.985	1:12.507	+0.650	23.378	31.012	18.117	3	15:31:25.243	1:14.751	+2.266	24.041	32.335	18.375
4	15:33:07.814	1:55.829	+43.972	26.578	50.235	39.016	4	15:33:15.119	1:49.876	+37.391	24.863	43.258	41.755
5	15:34:48.310	1:40.496	+28.639	34.393	44.037	22.066	5	15:34:52.330	1:37.211	+24.726	32.683	41.643	22.885
6	15:36:01.143	1:12.833	+0.976	23.718	31.302	17.813	6	15:36:08.678	1:16.348	+3.863	24.824	32.951	18.573
7	15:37:13.775	1:12.632	+0.775	23.811	31.317	17.504	7	15:37:23.871	1:15.193	+2.708	24.934	32.301	17.958
8	15:38:25.632	1:11.857		23.251	30.898	17.708	8	15:38:38.316	1:14.445	+1.960	24.360	32.004	18.081
9	15:39:37.648	1:12.016	+0.159	23.127	31.204	17.685	9	15:39:52.306	1:13.990	+1.505	24.604	31.724	17.662
10	15:40:49.808	1:12.160	+0.303	23.430	30.971	17.759	10	15:41:05.836	1:13.530	+1.045	24.002	31.755	17.773
11	15:42:02.064	1:12.256	+0.399	23.253	31.095	17.908	11	15:42:18.979	1:13.143	+0.658	23.757	31.464	17.922
12	15:43:14.561	1:12.497	+0.640	23.579	31.130	17.788							

These results are provisional, until the conclusion of any judicial and technical inquiries.

Hans-Jorn Sogaard Andersen
Clerk of the Course

Attila Boros
Chief Timekeeper

CHRONOMOTO
TIMING

Padborg Park Open

Youngtimer Division 2 + 3

Padborg Park 2,150 km

Heat 3

2018.04.22. 15:20

Race (15:00 and 1 Laps) started at 15:27:10

Lap	Time of Day	Lap Tm	Diff	S1 Tm	S2 Tm	S3 Tm	Lap	Time of Day	Lap Tm	Diff	S1 Tm	S2 Tm	S3 Tm
12	15:43:32.505	1:13.526	+1.041	23.884	31.769	17.873	11	15:42:31.134	1:18.073	+3.043	27.236	32.318	18.519
13	15:44:44.990	1:12.485		23.763	31.301	17.421	12	15:43:50.176	1:19.042	+4.012	26.466	33.801	18.775
(318) Peder Skipper							(257) Nikolaj Lindberg						
1	15:28:55.588	1:19.388	+7.080	26.721	33.809	18.858	1	15:29:04.027	1:25.215	+11.191	27.835	38.025	19.355
2	15:30:12.707	1:17.119	+4.811	24.234	33.046	19.839	2	15:30:22.666	1:18.639	+4.615	24.417	34.287	19.935
3	15:31:29.254	1:16.547	+4.239	24.130	33.468	18.949	3	15:31:45.444	1:22.778	+8.754	24.974	34.655	23.149
4	15:33:21.581	1:52.327	+40.019	26.429	41.635	44.263	4	15:33:33.474	1:48.030	+34.006	26.824	42.234	38.972
5	15:34:56.946	1:35.365	+23.057	30.099	41.137	24.129	5	15:35:05.010	1:31.536	+17.512	27.866	40.277	23.393
6	15:36:12.107	1:15.161	+2.853	24.303	31.966	18.892	6	15:36:23.161	1:18.151	+4.127	25.042	34.682	18.427
7	15:37:27.187	1:15.080	+2.772	24.247	32.804	18.029	7	15:37:39.634	1:16.473	+2.449	24.106	33.851	18.516
8	15:38:40.346	1:13.159	+0.851	23.708	31.357	18.094	8	15:38:56.497	1:16.863	+2.839	25.397	33.288	18.178
9	15:39:54.583	1:14.237	+1.929	23.385	32.401	18.451	9	15:40:11.650	1:15.153	+1.129	23.765	32.723	18.665
10	15:41:08.574	1:13.991	+1.683	24.369	31.519	18.103	10	15:41:26.269	1:14.619	+0.595	23.752	32.520	18.347
11	15:42:20.987	1:12.413	+0.105	23.276	31.106	18.031	11	15:42:40.406	1:14.137	+0.113	23.644	32.453	18.040
12	15:43:33.927	1:12.940	+0.632	23.687	31.416	17.837	12	15:43:55.373	1:14.967	+0.943	23.904	33.156	17.907
13	15:44:46.235	1:12.308		23.436	30.860	18.012	13	15:45:09.397	1:14.024		23.696	32.412	17.916
(208) Frank Jakobson							(298) Holger Wilcks						
1	15:28:47.482	1:14.743	+2.684	24.608	32.166	17.969	1	15:28:51.030	1:17.460	+2.780	25.858	33.166	18.436
2	15:30:26.521	1:39.039	+26.980	23.420	31.310	44.309	2	15:30:07.233	1:16.203	+1.523	24.640	32.520	19.043
3	15:31:50.296	1:23.775	+11.716	24.027	33.795	25.953	3	15:31:27.449	1:20.216	+5.536	24.080	36.683	19.453
4	15:33:38.015	1:47.719	+35.660	25.846	40.747	41.126	4	15:33:19.209	1:51.760	+37.080	25.641	42.038	44.081
5	15:35:06.974	1:28.959	+16.900	26.986	39.868	22.105	5	15:34:55.909	1:36.700	+22.020	30.749	42.143	23.808
6	15:36:21.096	1:14.122	+2.063	23.839	32.622	17.661	6	15:36:13.477	1:17.568	+2.888	25.331	33.565	18.672
7	15:37:37.330	1:16.234	+4.175	25.123	32.691	18.420	7	15:37:29.068	1:15.591	+0.911	24.451	32.618	18.522
8	15:38:50.347	1:13.017	+0.958	23.779	31.169	18.069	8	15:38:43.826	1:14.758	+0.078	24.077	32.175	18.506
9	15:40:03.370	1:13.023	+0.964	23.885	31.348	17.790	9	15:39:58.506	1:14.680		24.281	31.749	18.650
10	15:41:15.429	1:12.059		22.952	31.399	17.708	10	15:41:13.238	1:14.732	+0.052	24.214	32.178	18.340
11	15:42:28.994	1:13.565	+1.506	23.849	31.961	17.755	11	15:42:42.276	1:29.038	+14.358	25.353	32.812	30.873
12	15:43:41.413	1:12.419	+0.360	23.402	31.364	17.653	12	15:44:00.021	1:17.745	+3.065	26.691	32.635	18.419
13	15:44:53.755	1:12.342	+0.283	23.448	31.205	17.689	13	15:45:15.241	1:15.220	+0.540	25.173	31.837	18.210
(323) Lars Lundgaard							(254) Max Terpøger						
1	15:28:52.593	1:18.172	+3.308	26.047	33.193	18.932	1	15:28:58.473	1:20.975	+5.245	26.891	34.593	19.491
2	15:30:09.496	1:16.903	+2.039	24.324	33.160	19.419	2	15:30:18.667	1:20.194	+4.464	26.051	34.016	20.127
3	15:31:24.533	1:15.037	+0.173	24.071	32.395	18.571	3	15:31:40.886	1:22.219	+6.489	25.305	34.824	22.090
4	15:33:14.251	1:49.718	+34.854	24.525	43.518	41.675	4	15:33:26.555	1:45.669	+29.939	25.894	37.741	42.034
5	15:34:51.905	1:37.654	+22.790	32.562	41.837	23.255	5	15:35:00.676	1:34.121	+18.391	30.014	39.702	24.405
6	15:36:06.800	1:14.895	+0.031	24.182	32.329	18.384	6	15:36:17.069	1:16.393	+0.663	24.886	33.455	18.052
7	15:37:22.560	1:15.760	+0.896	24.294	32.537	18.929	7	15:37:33.327	1:16.258	+0.528	24.336	32.886	19.036
8	15:38:38.539	1:15.979	+1.115	24.562	32.715	18.702	8	15:38:50.506	1:17.179	+1.449	24.781	33.311	19.087
9	15:39:54.643	1:16.104	+1.240	24.996	32.408	18.700	9	15:40:07.737	1:17.231	+1.501	25.182	33.456	18.593
10	15:41:10.457	1:15.814	+0.950	25.570	31.980	18.264	10	15:41:23.878	1:16.141	+0.411	24.585	32.935	18.621
11	15:42:25.321	1:14.864		24.144	32.267	18.453	11	15:42:39.608	1:15.730		24.330	32.815	18.585
12	15:43:40.716	1:15.395	+0.531	24.154	32.758	18.483	12	15:43:56.910	1:17.302	+1.572	24.413	34.628	18.261
13	15:44:56.002	1:15.286	+0.422	24.389	32.549	18.348	p13	15:45:38.436	1:41.526	+25.796	28.961	36.933	
(244) Jens Arne Lefevre Steffensen							(355) Keld Graabaek						
1	15:29:08.397	1:19.623	+7.425	27.522	33.582	18.519	1	15:28:57.720	1:19.770	+2.069			
2	15:30:24.686	1:16.289	+4.091	24.458	31.802	20.029	2	15:30:17.226	1:19.506	+1.805			
3	15:31:47.989	1:23.303	+11.105	23.623	34.389	25.291	3	15:31:37.900	1:20.674	+2.973			
4	15:33:34.818	1:46.829	+34.631	25.954	41.348	39.527	4	15:33:24.411	1:46.511	+28.810			
5	15:35:05.667	1:30.849	+18.651	27.246	39.818	23.785	5	15:34:59.058	1:34.647	+16.946			
6	15:36:20.240	1:14.573	+2.375	24.684	32.050	17.839	6	15:36:17.722	1:18.664	+0.963			
7	15:37:37.743	1:17.503	+5.305	25.521	33.035	18.947	7	15:37:37.477	1:19.755	+2.054			
8	15:38:52.737	1:14.994	+2.796	25.878	31.310	17.806	8	15:38:57.319	1:19.842	+2.141			
9	15:40:04.935	1:12.198		23.404	31.341	17.453	9	15:40:15.438	1:18.119	+0.418			
10	15:41:20.518	1:15.583	+3.385	23.288	31.622	20.673	10	15:41:33.228	1:17.790	+0.089			
11	15:42:37.257	1:16.739	+4.541	24.603	32.624	19.512	11	15:42:51.378	1:18.150	+0.449			
12	15:43:51.148	1:13.891	+1.693	23.701	31.868	18.322	12	15:44:09.079	1:17.701				
13	15:45:05.979	1:14.831	+2.633	23.744	32.366	18.721							
(320) Niels Lindberg Moller							(325) Orla Iversen						
1	15:28:54.605	1:20.092	+5.062	27.158	33.786	19.148	1	15:28:58.295	1:21.699	+4.215	27.384	34.686	19.629
2	15:30:12.309	1:17.704	+2.674	24.889	33.120	19.695	2	15:30:17.981	1:19.686	+2.202	25.849	34.197	19.640
3	15:31:28.944	1:16.635	+1.605	24.333	33.427	18.875	3	15:31:39.196	1:21.215	+3.731	25.412	34.408	21.395
4	15:33:20.190	1:51.246	+36.216	25.806	41.143	44.297	4	15:33:25.252	1:46.056	+28.572	26.084	37.188	42.784
5	15:34:56.479	1:36.289	+21.259	30.466	41.873	23.950	5	15:34:59.735	1:34.483	+16.999	29.510	40.395	24.578
6	15:36:11.628	1:15.149	+0.119	23.989	32.464	18.696	6	15:36:18.270	1:18.535	+1.051	25.406	33.662	19.467
7	15:37:27.682	1:16.054	+1.024	24.533	32.749	18.772	7	15:37:37.951	1:19.681	+2.197	27.179	33.130	19.372
8	15:38:42.851	1:15.169	+0.139	24.467	32.159	18.543	8	15:38:58.295	1:20.344	+2.860	27.334	34.182	18.828
9	15:39:57.881	1:15.030		23.860	32.169	19.001	9	15:40:15.779	1:17.484		25.061	33.653	18.770
10	15:41:13.061	1:15.180	+0.150	24.543	32.265	18.372	10	15:41:33.986	1:18.207	+0.723	25.641	33.380	19.186

These results are provisional, until the conclusion of any judicial and technical inquiries.

Hans-Jorn Sogaard Andersen
Clerk of the Course

Padborg Park Open

Youngtimer Division 2 + 3

Padborg Park 2,150 km

Heat 3

2018.04.22. 15:20

Race (15:00 and 1 Laps) started at 15:27:10

Lap	Time of Day	Lap Tm	Diff	S1 Tm	S2 Tm	S3 Tm	Lap	Time of Day	Lap Tm	Diff	S1 Tm	S2 Tm	S3 Tm
11	15:42:52.636	1:18.650	+1.166	24.868	33.709	20.073							
12	15:44:10.314	1:17.678	+0.194	25.224	33.918	18.536							
(324) Torben Møller							(319) Per Vestergaard						
1	15:28:59.969	1:22.018	+5.305	27.008	35.471	19.539	1	15:29:04.528	1:23.559	+4.476	29.069	35.173	19.317
2	15:30:19.481	1:19.512	+2.799	25.272	33.694	20.546	2	15:30:23.611	1:19.083		25.137	33.856	20.090
3	15:31:41.486	1:22.005	+5.292	24.912	34.358	22.735	3	15:31:48.939	1:25.328	+6.245	25.083	35.279	24.966
4	15:33:27.538	1:46.052	+29.339	25.819	38.244	41.989	4	15:33:37.003	1:48.064	+28.981	26.420	40.808	40.836
5	15:35:01.337	1:33.799	+17.086	29.568	39.952	24.279	p5	15:35:28.108	1:51.105	+32.022	27.507	40.003	
6	15:36:18.267	1:16.930	+0.217	24.776	33.336	18.818	(253) Arne Hansen						
7	15:37:40.255	1:21.988	+5.275	28.056	34.729	19.203	1	15:29:00.405	1:21.971	+2.103	27.169	35.007	19.795
8	15:38:59.756	1:19.501	+2.788	25.751	34.401	19.349	2	15:30:20.407	1:20.002	+0.134	25.328	33.975	20.699
9	15:40:16.469	1:16.713		24.783	33.065	18.865	3	15:31:40.275	1:19.868		24.632	33.578	21.658
10	15:41:34.558	1:18.089	+1.376	25.745	33.194	19.150	p4	15:34:12.347	2:32.072	+1:12.204	25.703	52.577	
11	15:42:53.190	1:18.632	+1.919	24.976	33.646	20.010							
12	15:44:11.112	1:17.922	+1.209	25.796	33.439	18.687							
(321) Sv. Aa. Helsinghoff													
1	15:29:18.630	1:38.075	+21.170	41.893	35.789	20.393							
2	15:30:39.945	1:21.315	+4.410	25.941	35.661	19.713							
3	15:32:05.785	1:25.840	+8.935	25.953	36.215	23.672							
4	15:33:42.877	1:37.092	+20.187	25.568	35.759	35.765							
5	15:35:08.409	1:25.532	+8.627	25.446	37.305	22.781							
6	15:36:25.600	1:17.191	+0.286	24.590	34.080	18.521							
7	15:37:42.505	1:16.905		24.451	33.712	18.742							
8	15:39:00.405	1:17.900	+0.995	24.836	34.347	18.717							
9	15:40:18.299	1:17.894	+0.989	24.785	34.385	18.724							
10	15:41:35.401	1:17.102	+0.197	24.727	33.651	18.724							
11	15:42:53.939	1:18.538	+1.633	24.732	33.937	19.869							
12	15:44:12.822	1:18.883	+1.978	26.000	34.242	18.641							
(326) Lars Henrik Leed													
1	15:29:01.218	1:21.711	+8.203	26.761	35.240	19.710							
2	15:30:21.280	1:20.062	+6.554	24.902	34.209	20.951							
3	15:31:42.685	1:21.405	+7.897	24.671	33.371	23.363							
4	15:33:28.633	1:45.948	+32.440	26.289	40.537	39.122							
p5	15:35:20.254	1:51.621	+38.113	28.925	39.892								
6	15:37:03.069	1:42.815	+29.307	24.815	33.888	19.980							
7	15:38:24.486	1:21.417	+7.909	24.971	37.122	19.324							
8	15:39:40.132	1:15.646	+2.138	23.804	32.707	19.135							
9	15:40:55.781	1:15.649	+2.141	24.090	32.759	18.800							
10	15:42:09.872	1:14.091	+0.583	23.560	32.118	18.413							
11	15:43:24.141	1:14.269	+0.761	23.436	32.114	18.719							
12	15:44:37.649	1:13.508		23.483	31.639	18.386							
(275) Jens Zinck													
1	15:28:49.573	1:16.900	+3.387	25.437	33.034	18.429							
2	15:30:05.253	1:15.680	+2.167	24.340	32.218	19.122							
3	15:31:20.213	1:14.960	+1.447	24.142	32.263	18.555							
4	15:33:09.103	1:48.890	+35.377	24.372	45.087	39.431							
5	15:34:48.984	1:39.881	+26.368	34.521	43.127	22.233							
6	15:36:02.497	1:13.513		23.835	31.721	17.957							
7	15:37:16.045	1:13.548	+0.035	23.981	31.552	18.015							
8	15:38:29.945	1:13.900	+0.387	23.845	31.778	18.277							
9	15:39:43.784	1:13.839	+0.326	24.000	31.651	18.188							
10	15:40:57.749	1:13.965	+0.452	24.034	31.907	18.024							
11	15:42:12.094	1:14.345	+0.832	23.872	31.840	18.633							
(390) René Borge Nielsen													
1	15:28:59.509	1:22.405	+6.126	27.566	35.565	19.274							
2	15:30:20.619	1:21.110	+4.831	25.354	34.646	21.110							
3	15:31:43.197	1:22.578	+6.299	26.161	33.776	22.641							
4	15:33:30.405	1:47.208	+30.929	26.566	42.062	38.580							
5	15:35:02.988	1:32.583	+16.304	28.437	40.932	23.214							
6	15:36:19.267	1:16.279		24.478	32.882	18.919							
7	15:37:40.705	1:21.438	+5.159	26.672	35.117	19.649							
8	15:38:59.250	1:18.545	+2.266	25.869	33.562	19.114							
(289) Morten Kjaer Bojsøe													
1	15:29:01.840	1:22.624	+2.922	27.552	35.544	19.528							
2	15:30:21.542	1:19.702		24.923	34.438	20.341							
3	15:31:44.724	1:23.182	+3.480	25.665	34.882	22.635							
4	15:33:31.973	1:47.249	+27.547	26.786	41.780	38.683							
5	15:35:04.682	1:32.709	+13.007	28.357	40.768	23.584							

Orbits

These results are provisional, until the conclusion of any judicial and technical inquiries.



Hans-Jorn Sogaard Andersen
Clerk of the Course



Attila Boros
Chief Timekeeper



CHRONOMOTO
TIMING

Padborg Park Open

Sorted on Best Lap time

Youngtimer Division 1

Padborg Park 2,150 km

Starting List

2018.04.21. 07:00

Practice

Pos	No.	Name	Driver Lic.	Nat.	Club Name	ClubCode	Car	Class
1	101	Keld Graabaek	35618	DNK	Historisk Motor Sport Danmark	HMS-002	BMW	YT 1
2	104	Erik Holgersen	3055	DNK	Aarhus Automobil Sport	AAS-027	BMW M3	YT 1
3	109	Anders Lundgaard	7239	DNK	Skanderborg Motor Orienterings Klub	SMOK-320	Toyota Corolla	YT 1
4	123	Erik Hawaleschka Madsen	143	DNK	Automobil Sports Klubben Hedeland	ASKH-001	Mini Cooper S	YT 1
5	139	René Jensen	57570	DNK	Motor Sport Sønderjylland	MSS-022	BMW E39 540i	YT 1
6	168	Mick Sogaard	36561	DNK	Historisk Motor Sport Danmark	HMS-002	BMW M3	YT 1
7	170	Bent Dyhre Hansen	65644	DNK	Historisk Motor Sport Danmark	HMS-002	BMW E36 M3	YT 1
8	191	Christian Schandorff	33825	DNK	Djursland Motor Klub Auto	DMKA-006	Porsche 996	YT 1

Padborg Park Open

Sorted on Best Lap time

Youngtimer Division 1

Padborg Park 2,150 km

Timed Practice

2018.04.21. 10:25

Qualifying (20:00 Time) started at 10:25:18

Pos	No.	Name	Nat.	Car	Class	Laps	Best Tm	Diff	Gap	In Lap
1	168	Mick Sogaard	DNK	BMW M3	YT 1	13	1:05.766			11
2	191	Christian Schandorff	DNK	Porsche 996	YT 1	14	1:06.970	1.204	1.204	8
3	123	Erik Hawaleschka Madsen	DNK	Mini Cooper S	YT 1	16	1:07.113	1.347	0.143	7
4	170	Bent Dyhre Hansen	DNK	BMW E36 M3	YT 1	16	1:07.580	1.814	0.467	14
5	139	René Jensen	DNK	BMW E39 540i	YT 1	12	1:08.681	2.915	1.101	11
6	101	Keld Graabaek	DNK	BMW	YT 1	11	1:09.030	3.264	0.349	4
7	104	Erik Holgersen	DNK	BMW M3	YT 1	14	1:09.895	4.129	0.865	7
8	109	Anders Lundgaard	DNK	Toyota Corolla	YT 1	14	1:11.949	6.183	2.054	12

These results are provisional, until the conclusion of any judicial and technical inquiries.

Orhite

Hans-Jorn Sogaard Andersen
Clerk of the Course

Attila Boros
Chief Timekeeper

Padborg Park Open

Youngtimer Division 1

Padborg Park 2,150 km

Timed Practice

2018.04.21. 10:25

Qualifying (20:00 Time) started at 10:25:18

Lap	Time of Day	Lap Tm	Diff	S1 Tm	S2 Tm	S3 Tm	Lap	Time of Day	Lap Tm	Diff	S1 Tm	S2 Tm	S3 Tm
(168) Mick Sogaard							6	10:34:00.811	1:09.382	+0.701	22.282	29.904	17.196
1	10:27:28.441	1:17.014	+11.248	26.594	32.764	17.656	7	10:35:10.301	1:09.490	+0.809	22.138	30.028	17.324
2	10:28:37.623	1:09.182	+3.416	22.166	30.048	16.968	p8	10:36:39.335	1:29.034	+20.353	24.955	31.845	
3	10:29:45.689	1:08.066	+2.300	22.198	29.258	16.610	9	10:40:43.370	4:04.035	+2:55.354	30.915	17.333	
4	10:31:01.512	1:15.823	+10.057	21.901	33.640	20.282	10	10:41:52.662	1:09.292	+0.611	22.565	29.707	17.020
5	10:32:08.207	1:06.695	+0.929	21.746	28.930	16.019	11	10:43:01.343	1:08.681		22.078	29.543	17.060
6	10:33:14.787	1:06.580	+0.814	21.541	28.760	16.279	p12	10:44:36.409	1:35.066	+26.385	24.784	37.312	
7	10:34:21.226	1:06.439	+0.673	21.366	28.625	16.448	(101) Keld Graabæk						
p8	10:35:49.137	1:27.911	+22.145	21.368	28.823		1	10:27:49.557	1:33.394	+24.364	32.697	39.777	20.920
9	10:38:58.464	3:09.327	+2:03.561	29.549	16.326		2	10:29:00.626	1:11.069	+2.039	23.049	30.736	17.284
10	10:40:04.507	1:06.043	+0.277	21.145	28.727	16.171	3	10:30:10.163	1:09.537	+0.507	22.650	29.825	17.062
11	10:41:10.273	1:05.766		21.187	28.509	16.070	4	10:31:19.193	1:09.030		22.242	29.949	16.839
12	10:42:16.524	1:06.251	+0.485	21.252	28.961	16.038	5	10:32:28.243	1:09.050	+0.020	22.112	30.098	16.840
p13	10:43:52.932	1:36.408	+30.642	21.070	32.829		p6	10:33:58.424	1:30.181	+21.151	22.967	32.898	
(191) Christian Schandorff							7	10:36:13.553	2:15.129	+1:06.099	33.254	17.464	
1	10:27:56.211	1:30.660	+23.690	34.325	37.144	19.191	8	10:37:22.936	1:09.383	+0.353	22.436	30.112	16.835
2	10:29:07.271	1:11.600	+4.090	23.383	30.517	17.160	9	10:38:32.709	1:09.773	+0.743	22.471	30.258	17.044
3	10:30:15.580	1:08.309	+1.339	22.160	29.419	16.730	10	10:39:43.326	1:10.617	+1.587	24.404	29.394	16.819
4	10:31:23.518	1:07.938	+0.968	21.988	29.281	16.669	p11	10:41:22.763	1:39.437	+30.407	25.207	37.433	
5	10:32:31.079	1:07.561	+0.591	21.975	29.306	16.280	(104) Erik Holgersen						
6	10:33:40.818	1:09.739	+2.769	21.752	30.437	17.550	1	10:28:00.325	1:36.775	+26.880	36.013	39.697	21.065
7	10:34:48.397	1:07.579	+0.609	21.994	29.197	16.388	2	10:29:15.148	1:14.823	+4.928	23.888	32.703	18.232
8	10:35:55.367	1:06.970		21.662	28.778	16.530	3	10:30:28.007	1:12.859	+2.964	23.064	31.610	18.185
9	10:37:02.746	1:07.379	+0.409	21.813	29.128	16.438	4	10:31:38.966	1:10.959	+1.064	22.335	30.943	17.681
p10	10:38:28.019	1:25.273	+18.303	22.460	30.795		5	10:32:49.526	1:10.560	+0.665	22.345	30.677	17.538
11	10:42:15.245	3:47.226	+2:40.256	35.479	18.891		6	10:33:59.883	1:10.357	+0.462	22.140	30.572	17.645
12	10:43:25.167	1:09.922	+2.952	22.060	31.152	16.710	7	10:35:09.778	1:09.895		22.114	30.491	17.290
13	10:44:32.301	1:07.134	+0.164	21.923	28.925	16.286	8	10:36:19.884	1:10.106	+0.211	22.218	30.428	17.460
p14	10:45:59.543	1:27.242	+20.272	21.621	28.839		9	10:37:30.267	1:10.383	+0.488	22.187	30.373	17.823
(123) Erik Hawaleschka Madsen							10	10:38:40.827	1:10.560	+0.665	22.478	30.809	17.273
1	10:27:26.669	1:17.486	+10.373	27.027	32.151	18.308	11	10:39:51.403	1:10.576	+0.681	22.230	30.537	17.809
2	10:28:37.204	1:10.535	+3.422	22.909	30.692	16.934	12	10:41:01.728	1:10.325	+0.430	22.335	30.402	17.588
3	10:29:45.188	1:07.984	+0.871	22.196	29.280	16.508	13	10:42:12.174	1:10.446	+0.551	22.379	30.719	17.348
4	10:30:58.248	1:13.060	+5.947	22.087	34.307	16.666	p14	10:43:43.671	1:31.497	+21.602	22.328	30.644	
5	10:32:05.835	1:07.587	+0.474	21.965	28.906	16.716	(109) Anders Lundgaard						
6	10:33:13.263	1:07.428	+0.315	21.706	29.015	16.707	1	10:28:01.724	1:35.001	+23.052	34.094	39.646	21.261
7	10:34:20.376	1:07.113		21.743	28.834	16.536	2	10:29:17.471	1:15.747	+3.798	24.436	32.835	18.476
8	10:35:27.528	1:07.152	+0.039	21.729	28.925	16.498	3	10:30:32.100	1:14.629	+2.680	23.776	32.231	18.622
9	10:37:01.955	1:34.427	+27.314	23.804	42.657	27.966	4	10:31:46.257	1:14.157	+2.208	23.482	32.480	18.195
10	10:38:34.268	1:32.313	+25.200	36.308	39.214	16.791	5	10:32:59.908	1:13.651	+1.702	23.707	32.399	17.545
11	10:39:42.153	1:07.885	+0.772	22.185	29.208	16.492	6	10:34:13.635	1:13.727	+1.778	23.540	31.810	18.377
12	10:40:50.120	1:07.967	+0.854	21.706	29.212	17.049	7	10:35:27.199	1:13.564	+1.615	23.429	32.181	17.954
13	10:41:58.514	1:08.394	+1.281	21.964	29.334	17.096	8	10:36:41.532	1:14.333	+2.384	24.206	31.443	18.684
14	10:43:06.326	1:07.812	+0.699	21.923	29.042	16.847	9	10:37:55.675	1:14.143	+2.194	23.797	32.356	17.990
15	10:44:14.739	1:08.413	+1.300	21.890	29.603	16.920	p10	10:39:25.376	1:29.701	+17.752	23.286	31.299	
16	10:46:17.466	2:02.727	+55.614	34.158	52.750	35.819	11	10:42:19.831	2:54.455	+1:42.506	32.474	17.668	
(170) Bent Dyhre Hansen							12	10:43:31.780	1:11.949		23.127	31.055	17.767
1	10:27:46.841	1:31.447	+23.867	32.245	39.172	20.030	13	10:44:43.761	1:11.981	+0.032	23.231	31.256	17.494
2	10:28:59.380	1:12.539	+4.959	23.663	31.249	17.627	14	10:45:55.785	1:12.024	+0.075	23.190	31.313	17.521
3	10:30:11.866	1:12.486	+4.906	22.674	30.798	19.014	(139) René Jensen						
4	10:31:21.997	1:10.131	+2.551	22.652	30.289	17.190	1	10:28:03.677	1:30.291	+21.610	28.714	39.790	21.787
5	10:32:30.335	1:08.338	+0.758	22.129	29.540	16.669	2	10:29:18.348	1:14.671	+5.990	24.121	32.033	18.517
6	10:33:39.091	1:08.756	+1.176	21.935	30.164	16.657	3	10:30:31.530	1:13.182	+4.501	23.206	32.149	17.827
7	10:34:50.957	1:11.866	+4.286	22.978	32.141	16.747	4	10:31:41.238	1:09.708	+1.027	22.459	29.710	17.539
8	10:35:59.522	1:08.565	+0.985	22.219	29.807	16.539	5	10:32:51.429	1:10.191	+1.510	22.558	30.016	17.617
9	10:37:08.241	1:08.719	+1.139	21.895	30.048	16.776							
10	10:38:18.345	1:10.104	+2.524	22.763	30.705	16.636							
11	10:39:26.144	1:07.799	+0.219	21.819	29.584	16.396							
12	10:40:33.973	1:07.829	+0.249	21.938	29.502	16.389							
13	10:41:41.722	1:07.749	+0.169	21.831	29.553	16.365							
14	10:42:49.302	1:07.580		21.823	29.452	16.305							
15	10:44:10.742	1:21.440	+13.860	26.283	35.804	19.353							
16	10:45:18.525	1:07.783	+0.203	21.904	29.554	16.325							

Padborg Park Open

Youngtimer Division 1

Padborg Park 2,150 km

Heat 1

2018.04.21. 13:35

Race (15:00 and 1 Laps)

POLE POSITION

	1	2
1	168 Mick Sogaard 1:05.766	191 Christian Schandorff 1:06.970
2	123 Erik Hawaleschka Madsen 1:07.113	170 Bent Dyhre Hansen 1:07.580
3	139 René Jensen 1:08.681	101 Keld Graabaek 1:09.030
4	104 Erik Holgersen 1:09.895	109 Anders Lundgaard 1:11.949

Padborg Park Open

Sorted on Laps

Youngtimer Division 1

Padborg Park 2,150 km

Heat 1 - Modified

2018.04.21. 13:35

Race (15:00 and 1 Laps) started at 13:36:02

Pos	No.	Name	Nat.	Car	Class	Laps	Total Tm	Diff	Gap	Best Tm
1	168	Mick Sogaard	DNK	BMW M3	YT 1	12	16:29.703			1:06.851
2	170	Bent Dyhre Hansen	DNK	BMW E36 M3	YT 1	12	16:49.648	19.945	19.945	1:07.801
3	101	Keld Graabaek	DNK	BMW	YT 1	12	16:55.364	25.661	5.716	1:09.090
4	109	Anders Lundgaard	DNK	Toyota Corolla	YT 1	12	17:24.389	54.686	29.025	1:12.766

Not classified (75% = 9 Laps)

DNF	191	Christian Schandorff	DNK	Porsche 996	YT 1			DNF		
DNF	123	Erik Hawaleschka Madsen	DNK	Mini Cooper S	YT 1			DNF		
DNS	139	René Jensen	DNK	BMW E39 540i	YT 1			DNS		
DQ	104	Erik Holgersen	DNK	BMW M3	YT 1	12	16:54.682	DQ		1:08.164

Announcements

#104 - DQ - vaegt effekt = 4,23 skal vaer 4,4 vaegt 1228 kg - effekt 290 HK

Margin of Victory	Avg. Speed	Best Lap Tm	Best Speed	Best Lap by
19.945	93,846	1:06.851	115,780	168 - Mick Sogaard

Orbits

These results are provisional, until the conclusion of any judicial and technical inquiries.

Hans-Jorn Sogaard Andersen
Clerk of the Course

Attila Boros
Chief Timekeeper

Padborg Park Open

Youngtimer Division 1

Padborg Park 2,150 km

Heat 1

2018.04.21. 13:35

Race (15:00 and 1 Laps) started at 13:36:02

Lap	Time of Day	Lap Tm	Diff	S1 Tm	S2 Tm	S3 Tm	Lap	Time of Day	Lap Tm	Diff	S1 Tm	S2 Tm	S3 Tm
(168) Mick Sogaard													
1	13:38:20.021	2:00.739	+53.888	32.249	51.563	36.927							
2	13:40:35.198	2:15.177	+1:08.326	40.806	57.137	37.234							
3	13:42:24.138	1:48.940	+42.089	37.836	50.264	20.840							
4	13:43:30.989	1:06.851		21.558	28.763	16.530							
5	13:44:38.213	1:07.224	+0.373	21.744	29.026	16.454							
6	13:45:45.258	1:07.045	+0.194	21.651	29.065	16.329							
7	13:46:52.177	1:06.919	+0.068	21.512	29.063	16.344							
8	13:48:00.179	1:08.002	+1.151	21.400	29.398	17.204							
9	13:49:08.562	1:08.383	+1.532	21.994	29.547	16.842							
10	13:50:16.264	1:07.702	+0.851	21.927	29.207	16.568							
11	13:51:23.892	1:07.628	+0.777	21.700	29.282	16.646							
12	13:52:31.754	1:07.862	+1.011	21.865	29.014	16.983							
(170) Bent Dyhre Hansen													
1	13:38:22.671	2:01.287	+53.486	32.350	51.094	37.843							
2	13:40:37.542	2:14.871	+1:07.070	40.054	57.582	37.235							
3	13:42:26.638	1:49.096	+41.295	37.329	50.256	21.511							
4	13:43:37.855	1:11.217	+3.416	22.634	31.681	16.902							
5	13:44:48.252	1:10.397	+2.596	22.401	30.987	17.009							
6	13:45:58.719	1:10.467	+2.666	22.863	30.439	17.165							
7	13:47:07.909	1:09.190	+1.389	22.024	30.196	16.970							
8	13:48:16.838	1:08.929	+1.128	22.051	29.723	17.155							
9	13:49:26.229	1:09.391	+1.590	22.061	30.306	17.024							
10	13:50:35.385	1:09.156	+1.355	23.140	29.630	16.386							
11	13:51:43.186	1:07.801		22.038	29.340	16.423							
12	13:52:51.699	1:08.513	+0.712	22.446	29.556	16.511							
(104) Erik Holgersen													
1	13:38:24.494	2:02.754	+54.590	33.309	50.845	38.600							
2	13:40:39.202	2:14.708	+1:06.544	39.014	57.991	37.703							
3	13:42:28.279	1:49.077	+40.913	37.641	49.318	22.118							
4	13:43:38.459	1:10.180	+2.016	22.147	31.141	16.892							
5	13:44:48.648	1:10.189	+2.025	22.035	31.376	16.778							
6	13:45:59.747	1:11.099	+2.935	22.787	30.562	17.750							
7	13:47:12.729	1:12.982	+4.818	21.876	29.492	21.614							
8	13:48:21.768	1:09.039	+0.875	21.956	29.874	17.209							
9	13:49:29.932	1:08.164		21.908	29.652	16.604							
10	13:50:38.300	1:08.368	+0.204	21.842	29.388	17.138							
11	13:51:47.399	1:09.099	+0.935	21.916	30.317	16.866							
12	13:52:56.733	1:09.334	+1.170	22.844	29.590	16.900							
(101) Keld Graabaek													
1	13:38:21.130	2:00.702	+51.612	32.055	51.473	37.174							
2	13:40:36.200	2:15.070	+1:05.980	40.793	57.322	36.955							
3	13:42:25.540	1:49.340	+40.250	37.706	50.278	21.356							
4	13:43:37.289	1:11.749	+2.659	23.392	31.303	17.054							
5	13:44:48.022	1:10.733	+1.643	22.678	30.841	17.214							
6	13:45:57.925	1:09.903	+0.813	22.874	30.126	16.903							
7	13:47:07.164	1:09.239	+0.149	22.345	30.046	16.848							
8	13:48:16.254	1:09.090		22.142	30.018	16.930							
9	13:49:25.842	1:09.588	+0.498	22.400	30.105	17.083							
10	13:50:36.812	1:10.970	+1.880	23.530	30.161	17.279							
11	13:51:47.151	1:10.339	+1.249	22.910	30.414	17.015							
12	13:52:57.415	1:10.264	+1.174	23.435	29.657	17.172							
(109) Anders Lundgaard													
1	13:38:26.029	2:03.613	+50.847	34.053	50.800	38.760							
2	13:40:40.629	2:14.600	+1:01.834	38.504	57.923	38.173							
3	13:42:28.946	1:48.317	+35.551	37.253	49.345	21.719							
4	13:43:41.712	1:12.766		23.469	31.514	17.783							
5	13:44:54.628	1:12.916	+0.150	23.558	31.498	17.860							
6	13:46:08.133	1:13.505	+0.739	23.260	31.825	18.420							
7	13:47:21.229	1:13.096	+0.330	23.230	31.917	17.949							
8	13:48:34.218	1:12.989	+0.223	23.470	31.486	18.033							
9	13:49:47.220	1:13.002	+0.236	23.420	31.498	18.084							
10	13:51:00.552	1:13.332	+0.566	23.791	31.761	17.780							
11	13:52:13.395	1:12.843	+0.077	23.534	31.619	17.690							
12	13:53:26.440	1:13.045	+0.279	23.623	31.892	17.530							

Padborg Park Open

Youngtimer Division 1

Padborg Park 2,150 km

Heat 2 - Modified

2018.04.22. 10:05

Race (15:00 and 1 Laps)

POLE POSITION

1

1
168 Mick Sogaard

2

170 Bent Dyhre Hansen

2

3
101 Keld Graabaek

4

109 Anders Lundgaard

3

5
191 Christian Schandorff

6

123 Erik Hawaleschka Madsen

4

7
139 René Jensen

8

104 Erik Holgersen

Padborg Park Open

Sorted on Laps

Youngtimer Division 1

Padborg Park 2,150 km

Heat 2

2018.04.22. 10:05

Race (15:00 and 1 Laps) started at 10:06:00

Pos	No.	Name	Nat.	Car	Class	Laps	Total Tm	Diff	Gap	Best Tm
1	168	Mick Sogaard	DNK	BMW M3	YT 1	15	17:04.080			1:06.179
2	191	Christian Schandorff	DNK	Porsche 996	YT 1	15	17:14.372	10.292	10.292	1:06.878
3	170	Bent Dyhre Hansen	DNK	BMW E36 M3	YT 1	15	17:17.577	13.497	3.205	1:07.035
4	139	René Jensen	DNK	BMW E39 540i	YT 1	15	17:38.909	34.829	21.332	1:08.130
5	104	Erik Holgersen	DNK	BMW M3	YT 1	15	17:43.353	39.273	4.444	1:08.235
6	101	Keld Graabaek	DNK	BMW	YT 1	15	17:48.943	44.863	5.590	1:08.308
7	109	Anders Lundgaard	DNK	Toyota Corolla	YT 1	14	17:23.616	1 Lap	1 Lap	1:11.924

Not classified (75% = 11 Laps)

DNS	123	Erik Hawaleschka Madsen	DNK	Mini Cooper S	YT 1			DNS		
-----	-----	-------------------------	-----	---------------	------	--	--	-----	--	--

Margin of Victory	Avg. Speed	Best Lap Tm	Best Speed	Best Lap by
10.292	113,370	1:06.179	116,956	168 - Mick Sogaard

Orbits

These results are provisional, until the conclusion of any judicial and technical inquiries.



Hans-Jorn Sogaard Andersen
Clerk of the Course



Attila Boros
Chief Timekeeper



Padborg Park Open

Youngtimer Division 1

Padborg Park 2,150 km

Heat 2

2018.04.22. 10:05

Race (15:00 and 1 Laps) started at 10:06:00

Lap	Time of Day	Lap Tm	Diff	S1 Tm	S2 Tm	S3 Tm	Lap	Time of Day	Lap Tm	Diff	S1 Tm	S2 Tm	S3 Tm
(168) Mick Sogaard							5	10:12:12.389	1:08.980	+0.745	22.123	29.824	17.033
1	10:07:25.737	1:07.658	+1.479	22.140	29.241	16.277	6	10:13:21.530	1:09.141	+0.906	22.345	29.776	17.020
2	10:08:32.571	1:06.834	+0.655	21.510	28.982	16.342	7	10:14:31.523	1:09.993	+1.758	22.567	30.188	17.238
3	10:09:39.174	1:06.603	+0.424	21.579	28.852	16.172	8	10:15:40.919	1:09.396	+1.161	22.399	30.141	16.856
4	10:10:45.608	1:06.434	+0.255	21.539	28.821	16.074	9	10:16:50.317	1:09.398	+1.163	22.198	30.147	17.053
5	10:11:52.463	1:06.855	+0.676	21.920	28.893	16.042	10	10:17:59.856	1:09.539	+1.304	22.427	29.983	17.129
6	10:12:58.888	1:06.425	+0.246	21.600	28.868	15.957	11	10:19:09.383	1:09.527	+1.292	22.694	29.780	17.053
7	10:14:05.067	1:06.179		21.476	28.720	15.983	12	10:20:17.935	1:08.552	+0.317	22.228	29.570	16.754
8	10:15:12.816	1:07.749	+1.570	21.533	29.123	17.093	13	10:21:27.150	1:09.215	+0.980	22.306	29.577	17.332
9	10:16:20.372	1:07.556	+1.377	21.722	28.905	16.929	14	10:22:35.385	1:08.235		21.930	29.654	16.651
10	10:17:27.863	1:07.491	+1.312	21.726	29.123	16.642	15	10:23:44.289	1:08.904	+0.669	22.262	29.636	17.006
11	10:18:34.929	1:07.066	+0.887	21.716	28.784	16.566	(101) Keld Graabaek						
12	10:19:42.536	1:07.607	+1.428	21.538	29.293	16.776	1	10:07:30.455	1:09.992	+1.684	22.867	30.105	17.020
13	10:20:50.134	1:07.598	+1.419	21.949	28.958	16.691	2	10:08:39.351	1:08.896	+0.588	22.049	29.787	17.060
14	10:21:57.661	1:07.527	+1.348	21.717	29.158	16.652	3	10:09:49.129	1:09.778	+1.470	22.503	30.152	17.123
15	10:23:05.016	1:07.355	+1.176	21.804	28.981	16.570	4	10:10:57.947	1:08.818	+0.510	22.123	29.629	17.066
(191) Christian Schandorff							5	10:12:07.365	1:09.418	+1.110	22.394	29.955	17.069
1	10:07:28.057	1:08.508	+1.630	22.670	29.320	16.518	6	10:13:16.340	1:08.975	+0.667	22.460	29.517	16.998
2	10:08:36.231	1:08.174	+1.296	22.331	29.488	16.355	7	10:14:25.569	1:09.229	+0.921	22.175	29.614	17.440
3	10:09:44.155	1:07.924	+1.046	21.635	29.421	16.868	8	10:15:36.154	1:10.585	+2.277	22.457	30.345	17.783
4	10:10:51.793	1:07.638	+0.760	22.134	29.156	16.348	9	10:16:45.873	1:09.719	+1.411	22.452	29.536	17.731
5	10:11:59.136	1:07.343	+0.465	21.825	29.253	16.265	10	10:17:54.492	1:08.619	+0.311	21.941	30.145	16.533
6	10:13:06.014	1:06.878		21.677	28.958	16.243	11	10:19:03.256	1:08.764	+0.456	22.098	29.498	17.168
7	10:14:13.490	1:07.476	+0.598	21.774	29.055	16.647	12	10:20:11.679	1:08.423	+0.115	21.905	29.407	17.111
8	10:15:21.511	1:08.021	+1.143	21.852	28.929	17.240	13	10:21:29.956	1:18.277	+9.969	22.020	29.642	26.615
9	10:16:29.088	1:07.577	+0.699	21.891	29.175	16.511	14	10:22:38.264	1:08.308		22.227	29.365	16.716
10	10:17:36.699	1:07.611	+0.733	21.966	28.920	16.725	15	10:23:49.879	1:11.615	+3.307	22.478	29.395	19.742
11	10:18:44.724	1:08.025	+1.147	21.957	29.367	16.701	(109) Anders Lundgaard						
12	10:19:52.370	1:07.646	+0.768	21.897	29.141	16.608	1	10:07:37.429	1:16.002	+4.078	25.177	32.606	18.219
13	10:20:59.437	1:07.067	+0.189	21.851	28.966	16.250	2	10:08:50.464	1:13.035	+1.111	23.558	31.856	17.621
14	10:22:07.332	1:07.895	+1.017	22.037	29.210	16.648	3	10:10:02.746	1:12.282	+0.358	23.126	31.443	17.713
15	10:23:15.308	1:07.976	+1.098	22.053	29.273	16.650	4	10:11:14.670	1:11.924		23.052	31.171	17.701
(170) Bent Dyhre Hansen							5	10:12:26.975	1:12.305	+0.381	23.406	31.300	17.599
1	10:07:27.704	1:08.781	+1.746	22.667	29.571	16.543	6	10:13:39.776	1:12.801	+0.877	23.579	31.606	17.616
2	10:08:35.806	1:08.102	+1.067	22.370	29.346	16.386	7	10:14:53.387	1:13.611	+1.687	23.561	31.482	18.568
3	10:09:43.541	1:07.735	+0.700	21.807	29.456	16.472	8	10:16:06.723	1:13.336	+1.412	23.414	31.633	18.289
4	10:10:51.352	1:07.811	+0.776	21.976	29.559	16.276	9	10:17:19.104	1:12.381	+0.457	23.536	30.988	17.857
5	10:11:58.587	1:07.235	+0.200	21.804	29.257	16.174	10	10:18:31.716	1:12.612	+0.688	23.758	31.188	17.666
6	10:13:05.622	1:07.035		21.786	29.195	16.054	11	10:19:45.068	1:13.352	+1.428	23.586	32.094	17.672
7	10:14:15.962	1:10.340	+3.305	21.835	28.886	19.619	12	10:20:57.722	1:12.654	+0.730	23.402	31.492	17.760
8	10:15:23.797	1:07.835	+0.800	22.117	29.439	16.279	13	10:22:12.360	1:14.638	+2.714	24.435	32.635	17.568
9	10:16:31.331	1:07.534	+0.499	22.024	29.149	16.361	14	10:23:24.552	1:12.192	+0.268	23.330	31.120	17.742
10	10:17:38.755	1:07.424	+0.389	22.051	29.152	16.221	(139) René Jensen						
11	10:18:46.138	1:07.383	+0.348	21.793	29.023	16.567	1	10:07:33.994	1:12.351	+4.221	24.067	30.914	17.370
12	10:19:53.943	1:07.805	+0.770	21.960	29.617	16.228	2	10:08:43.174	1:09.180	+1.050	22.430	29.892	16.858
13	10:21:01.740	1:07.797	+0.762	21.935	29.226	16.636	3	10:09:52.002	1:08.828	+0.698	22.166	29.650	17.012
14	10:22:10.105	1:08.365	+1.330	22.365	29.446	16.554	4	10:11:00.446	1:08.444	+0.314	22.175	29.388	16.881
15	10:23:18.513	1:08.408	+1.373	22.307	29.699	16.402	5	10:12:08.576	1:08.130		21.911	29.357	16.862
(104) Erik Holgersen							6	10:13:17.310	1:08.734	+0.604	22.292	29.581	16.861
1	10:07:34.785	1:12.141	+3.906	23.893	31.074	17.174	7	10:14:26.334	1:09.024	+0.894	22.214	29.326	17.484
2	10:08:44.289	1:09.504	+1.269	22.428	29.958	17.118	8	10:15:35.731	1:09.397	+1.267	22.173	30.245	16.979
3	10:09:53.803	1:09.514	+1.279	22.581	30.028	16.905	9	10:16:45.155	1:09.424	+1.294	22.616	29.582	17.226
4	10:11:03.409	1:09.606	+1.371	22.240	30.275	17.091	10	10:17:54.152	1:08.997	+0.867	22.440	29.602	16.955

Padborg Park Open

Youngtimer Division 1

Padborg Park 2,150 km

Heat 3

2018.04.22. 13:40

Race (15:00 and 1 Laps)

POLE POSITION

	1	2
1	168 Mick Sogaard	191 Christian Schandorff
2	170 Bent Dyhre Hansen	139 René Jensen
3	104 Erik Holgersen	101 Keld Graabaek
4	109 Anders Lundgaard	123 Erik Hawaleschka Madsen

Hans-Jorn Sogaard Andersen
Clerk of the Course

Attila Boros
Chief Timekeeper

Padborg Park Open

Sorted on Laps

Youngtimer Division 1

Padborg Park 2,150 km

Heat 3

2018.04.22. 13:40

Race (15:00 and 1 Laps) started at 13:44:44

Pos	No.	Name	Nat.	Car	Class	Laps	Total Tm	Diff	Gap	Best Tm
1	168	Mick Sogaard	DNK	BMW M3	YT 1	15	16:56.951			1:06.137
2	191	Christian Schandorff	DNK	Porsche 996	YT 1	15	17:17.257	20.306	20.306	1:07.005
3	170	Bent Dyhre Hansen	DNK	BMW E36 M3	YT 1	15	17:17.574	20.623	0.317	1:07.136
4	104	Erik Holgersen	DNK	BMW M3	YT 1	15	17:42.059	45.108	24.485	1:08.873
5	101	Keld Graabaek	DNK	BMW	YT 1	14	17:00.188	1 Lap	1 Lap	1:08.158
6	109	Anders Lundgaard	DNK	Toyota Corolla	YT 1	14	17:25.316	1 Lap	25.128	1:12.090
Not classified (75% = 11 Laps)										
	139	René Jensen	DNK	BMW E39 540i	YT 1	1	2:07.498	14 Laps	13 Laps	
DNS	123	Erik Hawaleschka Madsen	DNK	Mini Cooper S	YT 1			DNS		

Margin of Victory	Avg. Speed	Best Lap Tm	Best Speed	Best Lap by
20.306	114,165	1:06.137	117,030	168 - Mick Sogaard

Orbits

These results are provisional, until the conclusion of any judicial and technical inquiries.

Hans-Jorn Sogaard Andersen
Clerk of the Course

Attila Boros
Chief Timekeeper

Padborg Park Open

Youngtimer Division 1

Padborg Park 2,150 km

Heat 3

2018.04.22. 13:40

Race (15:00 and 1 Laps) started at 13:44:44

Lap	Time of Day	Lap Tm	Diff	S1 Tm	S2 Tm	S3 Tm	Lap	Time of Day	Lap Tm	Diff	S1 Tm	S2 Tm	S3 Tm
(168) Mick Sogaard							5	13:50:54.167	1:10.488	+2.330	22.673	30.406	17.409
1	13:46:09.571	1:07.784	+1.647	21.900	29.637	16.247	6	13:52:05.291	1:11.124	+2.966	23.813	30.351	16.960
2	13:47:15.936	1:06.365	+0.228	21.442	28.923	16.000	7	13:53:14.396	1:09.105	+0.947	22.273	29.829	17.003
3	13:48:22.073	1:06.137		21.506	28.568	16.063	8	13:54:23.341	1:08.945	+0.787	22.350	29.762	16.833
4	13:49:28.368	1:06.295	+0.158	21.533	28.587	16.175	9	13:55:32.707	1:09.366	+1.208	22.605	29.822	16.939
5	13:50:34.555	1:06.187	+0.050	21.456	28.732	15.999	10	13:56:40.865	1:08.158		22.259	29.179	16.720
6	13:51:40.811	1:06.256	+0.119	21.482	28.646	16.128	p11	13:57:58.015	1:17.150	+8.992	21.898	29.398	
7	13:52:47.415	1:06.604	+0.467	21.539	28.834	16.231	12	13:59:26.281	1:28.266	+20.108		30.881	16.950
8	13:53:54.027	1:06.612	+0.475	21.403	29.081	16.128	13	14:00:35.448	1:09.167	+1.009	22.352	29.675	17.140
9	13:55:00.622	1:06.595	+0.458	21.659	28.857	16.079	14	14:01:44.922	1:09.474	+1.316	22.333	29.977	17.164
10	13:56:07.180	1:06.558	+0.421	21.512	28.952	16.094	(109) Anders Lundgaard						
11	13:57:14.349	1:07.169	+1.032	21.697	29.232	16.240	1	13:46:18.993	1:13.427	+1.337	23.934	31.505	17.988
12	13:58:21.372	1:07.023	+0.886	21.730	28.969	16.324	2	13:47:31.766	1:12.773	+0.683	23.561	31.584	17.628
13	13:59:28.291	1:06.919	+0.782	21.607	29.095	16.217	3	13:48:45.087	1:13.321	+1.231	23.716	31.728	17.877
14	14:00:34.671	1:06.380	+0.243	21.497	28.881	16.002	4	13:49:58.594	1:13.507	+1.417	23.629	31.711	18.167
15	14:01:41.685	1:07.014	+0.877	21.766	28.959	16.289	5	13:51:10.962	1:12.368	+0.278	23.275	31.243	17.850
(191) Christian Schandorff							6	13:52:23.831	1:12.869	+0.779	23.298	31.473	18.098
1	13:46:10.563	1:08.057	+1.052	22.350	29.170	16.537	7	13:53:37.437	1:13.606	+1.516	23.430	32.417	17.759
2	13:47:17.568	1:07.005		21.830	28.863	16.312	8	13:54:50.640	1:13.203	+1.113	23.630	31.704	17.869
3	13:48:24.785	1:07.217	+0.212	21.687	29.090	16.440	9	13:56:03.572	1:12.932	+0.842	23.516	31.497	17.919
4	13:49:32.171	1:07.386	+0.381	21.912	28.985	16.489	10	13:57:17.128	1:13.556	+1.466	23.692	32.509	17.355
5	13:50:40.115	1:07.944	+0.939	21.906	29.643	16.395	11	13:58:29.549	1:12.421	+0.331	23.501	31.472	17.448
6	13:51:47.379	1:07.264	+0.259	21.732	28.908	16.624	12	13:59:43.148	1:13.599	+1.509	23.642	31.457	18.500
7	13:52:54.861	1:07.482	+0.477	21.900	29.008	16.574	13	14:00:57.960	1:14.812	+2.722	25.623	31.885	17.304
8	13:54:02.666	1:07.805	+0.800	21.856	29.143	16.806	14	14:02:10.050	1:12.090		23.468	31.046	17.576
9	13:55:10.636	1:07.970	+0.965	22.166	29.288	16.516	(139) René Jensen						
10	13:56:18.649	1:08.013	+1.008	22.094	29.187	16.732	p1	13:46:52.232	1:47.253	3:59:07.522	24.828	43.390	
11	13:57:26.771	1:08.122	+1.117	22.096	29.290	16.736							
12	13:58:35.409	1:08.638	+1.633	22.061	29.801	16.776							
13	13:59:44.490	1:09.081	+2.076	22.396	29.965	16.720							
14	14:00:53.919	1:09.429	+2.424	22.743	30.126	16.560							
15	14:02:01.991	1:08.072	+1.067	22.129	29.692	16.251							
(170) Bent Dyhre Hansen													
1	13:46:11.913	1:08.755	+1.619	22.706	29.504	16.545							
2	13:47:19.276	1:07.363	+0.227	21.845	29.283	16.235							
3	13:48:26.907	1:07.631	+0.495	21.945	29.203	16.483							
4	13:49:34.656	1:07.749	+0.613	21.931	29.197	16.621							
5	13:50:42.340	1:07.684	+0.548	21.983	29.321	16.380							
6	13:51:49.939	1:07.599	+0.463	21.837	29.235	16.527							
7	13:52:57.554	1:07.615	+0.479	22.095	29.311	16.209							
8	13:54:05.528	1:07.974	+0.838	21.946	29.670	16.358							
9	13:55:12.828	1:07.300	+0.164	21.824	29.020	16.456							
10	13:56:20.061	1:07.233	+0.097	21.818	29.128	16.287							
11	13:57:27.197	1:07.136		21.577	29.007	16.552							
12	13:58:35.762	1:08.565	+1.429	22.003	29.636	16.926							
13	13:59:44.693	1:08.931	+1.795	22.373	29.924	16.634							
14	14:00:54.253	1:09.560	+2.424	22.829	30.196	16.535							
15	14:02:02.308	1:08.055	+0.919	22.169	29.748	16.138							
(104) Erik Holgersen													
1	13:46:13.178	1:09.746	+0.873	23.029	29.874	16.843							
2	13:47:22.051	1:08.873		22.107	29.734	17.032							
3	13:48:31.711	1:09.660	+0.787	22.521	30.010	17.129							
4	13:49:40.927	1:09.216	+0.343	22.437	29.751	17.028							
5	13:50:50.839	1:09.912	+1.039	22.537	30.064	17.311							
6	13:52:00.839	1:10.000	+1.127	22.236	30.608	17.156							
7	13:53:10.591	1:09.752	+0.879	22.659	30.099	16.994							
8	13:54:19.852	1:09.261	+0.388	22.402	30.051	16.808							
9	13:55:30.173	1:10.321	+1.448	23.053	30.412	16.856							
10	13:56:39.537	1:09.364	+0.491	22.335	29.908	17.121							
11	13:57:48.751	1:09.214	+0.341	22.541	29.849	16.824							
12	13:58:57.698	1:08.947	+0.074	22.293	29.932	16.722							
13	14:00:07.209	1:09.511	+0.638	22.536	29.790	17.185							
14	14:01:17.063	1:09.854	+0.981	22.552	30.393	16.909							
15	14:02:26.793	1:09.730	+0.857	22.458	29.838	17.434							
(101) Keld Graabaek													
1	13:46:13.935	1:10.116	+1.958	23.137	30.220	16.759							
2	13:47:23.678	1:09.743	+1.585	22.215	29.845	17.683							
3	13:48:33.887	1:10.209	+2.051	22.658	30.340	17.211							
4	13:49:43.679	1:09.792	+1.634	22.569	29.872	17.351							