

MAMS SM Bajnokság

Sorted on Best Lap time

SM2

Brezova - Visonta 1,014 km

Zoznamovaci trening - Free Practice

2013.09.22. 10:25

Practice (20:00 Time) started at 10:24:52

Pos	No.	Name	Nat.	Class	Motor	Laps	Best Tm	Total Tm	Diff	Gap
1	98	Ján MIKULÁK	SVK	SM2	Yamaha	8	1:22.522	14:23.753		
2	54	Jurak KNEZOVIC	SVK	SM2	Husaberg	11	1:23.759	18:00.529	1.237	1.237
3	999	Petr WLCEK	SVK	SM2	Yamaha	12	1:24.355	19:10.085	1.833	0.596
4	55	DUDÁS Attila	HUN	SM2	Honda	12	1:24.503	21:08.425	1.981	0.148
5	161	Miroslav STRUCKA	SVK	SM2	KTM	11	1:24.586	18:43.667	2.064	0.083
6	99	Pavel KAJGR	SVK	SM2	Yamaha	12	1:24.882	19:59.152	2.360	0.296
7	125	MAKRAI Péter	HUN	SM2	Suzuki	11	1:27.690	20:31.282	5.168	2.808
8	44	KISS-JAKAB József	HUN	SM2	KTM	13	1:28.133	21:14.358	5.611	0.443
9	154	VARGA Tamás	HUN	SM2	Yamaha	8	1:28.845	16:35.495	6.323	0.712
10	6	KISS Barnabás	HUN	SM2	KTM	5	1:30.110	11:18.369	7.588	1.265
11	301	Adrián ATKÁRY	SVK	SM2	KTM	11	1:31.332	21:02.316	8.810	1.222
12	3	Radovan SCHNEIDER	SVK	SM2	Yamaha	6	1:31.337	11:54.620	8.815	0.005
13	45	Peter KNEZOVIC	SVK	SM2	Honda	10	1:31.798	20:26.420	9.276	0.461
14	100	PAPP Zsolt	HUN	SM2	KTM	6	1:31.961	18:55.486	9.439	0.163
15	69	Jozef MÁNA	SVK	SM2	KTM	7	1:33.072	13:38.766	10.550	1.111
16	29	FÓRIZS Tamás	HUN	SM2	Honda	10	1:33.159	19:52.131	10.637	0.087
17	123	DOKA Péter	HUN	SM2	Kawasaki	8	1:33.243	20:37.956	10.721	0.084
18	105	JURENKA Richárd	HUN	SM2	Yamaha	8	1:33.247	21:36.273	10.725	0.004
19	777	GULYÁS Krisztián	HUN	SM2	Kawasaki	11	1:33.611	20:57.866	11.089	0.364
20	25	MOLNÁR Balázs	HUN	SM2	KTM	11	1:33.704	20:26.514	11.182	0.093
21	210	Tomko SLAVOMÍR	SVK	SM2	Kawasaki	11	1:34.162	20:36.226	11.640	0.458
22	71	Karol GLASSA	SVK	SM2	KTM	10	1:35.201	19:41.588	12.679	1.039
23	77	GRÓZER Miklós	HUN	SM2	Kawasaki	3	1:51.856	10:41.173	29.334	16.655

Orbits

Az eredmény nem hivatalos, amíg azt a felügyelőtestület / zsűri jóvá nem hagyta. / These results are provisional, until the conclusion of any judicial and technical matters.

MAMS SM Bajnokság

SM2

Brezova - Visonta 1,014 km

Zoznamovaci trening - Free Practice

2013.09.22. 10:25

Practice (20:00 Time) started at 10:24:52

Lap	Lap Tm	Diff	Time of Day
2	1:35.968	+2.721	10:34:23.069
3	1:34.968	+1.721	10:35:58.037
4	1:33.631	+0.384	10:37:31.668
5	1:33.247		10:39:04.915
6	1:35.890	+2.643	10:40:40.805
7	1:57.203	+23.956	10:42:38.008
8	3:51.090	+2:17.843	10:46:29.098

(777) GULYÁS Krisztián

1	1:37.769	+4.158	10:28:14.771
2	1:39.369	+5.758	10:29:54.140
3	1:38.691	+5.080	10:31:32.831
4	1:35.282	+1.671	10:33:08.113
5	1:36.101	+2.490	10:34:44.214
6	1:34.001	+0.390	10:36:18.215
7	1:35.830	+2.219	10:37:54.045
8	3:14.456	+1:40.845	10:41:08.501
9	1:34.476	+0.865	10:42:42.977
10	1:33.611		10:44:16.588
11	1:34.103	+0.492	10:45:50.691

(25) MOLNÁR Balázs

1	1:59.436	+25.732	10:29:10.026
2	1:43.124	+9.420	10:30:53.150
3	1:40.434	+6.730	10:32:33.584
4	1:39.999	+6.295	10:34:13.583
5	1:37.093	+3.389	10:35:50.676
6	1:36.869	+3.165	10:37:27.545
7	1:35.661	+1.957	10:39:03.206
8	1:34.287	+0.583	10:40:37.493
9	1:34.089	+0.385	10:42:11.582
10	1:34.053	+0.349	10:43:45.635
11	1:33.704		10:45:19.339

(210) SLAVOMIR Tomko

1	1:35.950	+1.788	10:29:23.349
2	1:37.581	+3.419	10:31:00.930
3	1:37.461	+3.299	10:32:38.391
4	1:36.767	+2.605	10:34:15.158
5	1:36.708	+2.546	10:35:51.866
6	1:37.982	+3.820	10:37:29.848
7	1:34.181	+0.019	10:39:04.029
8	1:34.542	+0.380	10:40:38.571
9	1:39.998	+5.836	10:42:18.569
10	1:36.320	+2.158	10:43:54.889
11	1:34.162		10:45:29.051

(71) Karol GLASSA

1	1:55.276	+20.075	10:29:29.869
2	1:44.983	+9.782	10:31:14.852
3	1:46.038	+10.837	10:33:00.890
4	1:39.935	+4.734	10:34:40.825
5	1:38.919	+3.718	10:36:19.744
6	1:37.749	+2.548	10:37:57.493
7	1:35.201		10:39:32.694
8	1:37.066	+1.865	10:41:09.760
9	1:36.362	+1.161	10:42:46.122
10	1:48.291	+13.090	10:44:34.413

(77) GRÓZER Miklós

1	1:51.856		10:31:45.428
2	1:53.731	+1.875	10:33:39.159
3	1:54.839	+2.983	10:35:33.998

MAMS SM Bajnokság

Sorted on Best Lap time

SM2

Brezova - Visonta 1,014 km

Merany tréning - Qualification

2013.09.22. 11:40

Qualifying (20:00 Time) started at 11:39:52

Pos	No.	Name	Nat.	Class	Motor	Laps	Best Tm	Total Tm	Diff	Gap
1	54	Jurak KNEZOVIC	SVK	SM2	Husaberg	7	1:19.758	12:28.872		
2	98	Ján MIKULÁK	SVK	SM2	Yamaha	13	1:19.888	20:43.473	0.130	0.130
3	99	Pavel KAJGR	SVK	SM2	Yamaha	8	1:19.908	12:47.892	0.150	0.020
4	161	Miroslav STRUCKA	SVK	SM2	KTM	13	1:20.369	20:07.757	0.611	0.461
5	55	DUDÁS Attila	HUN	SM2	Honda	13	1:21.728	20:25.509	1.970	1.359
6	999	Petr WLCEK	SVK	SM2	Yamaha	11	1:22.929	18:48.859	3.171	1.201
7	44	KISS-JAKAB József	HUN	SM2	KTM	12	1:23.007	20:24.902	3.249	0.078
8	210	Tomko SLAVOMÍR	SVK	SM2	Kawasaki	10	1:24.076	20:33.224	4.318	1.069
9	3	Radovan SCHNEIDER	SVK	SM2	Yamaha	10	1:24.194	16:20.664	4.436	0.118
10	100	PAPP Zsolt	HUN	SM2	KTM	6	1:24.221	14:28.237	4.463	0.027
11	125	MAKRAI Péter	HUN	SM2	Suzuki	7	1:24.798	20:37.681	5.040	0.577
12	45	Peter KNEZOVIC	SVK	SM2	Honda	11	1:25.250	18:39.663	5.492	0.452
13	154	VARGA Tamás	HUN	SM2	Yamaha	11	1:25.458	18:46.825	5.700	0.208
14	6	KISS Barnabás	HUN	SM2	KTM	10	1:25.556	20:14.466	5.798	0.098
15	301	Adrián ATKÁRY	SVK	SM2	KTM	13	1:25.685	21:08.149	5.927	0.129
16	29	FÓRIZS Tamás	HUN	SM2	Honda	12	1:25.765	19:47.310	6.007	0.080
17	69	Jozef MÁNA	SVK	SM2	KTM	10	1:25.972	20:36.900	6.214	0.207
18	25	MOLNÁR Balázs	HUN	SM2	KTM	12	1:27.906	20:16.736	8.148	1.934
19	105	JURENKA Richárd	HUN	SM2	Yamaha	10	1:28.038	21:14.124	8.280	0.132
20	71	Karol GLASSA	SVK	SM2	KTM	10	1:28.097	17:20.870	8.339	0.059
21	777	GULYÁS Krisztián	HUN	SM2	Kawasaki	12	1:29.018	19:52.488	9.260	0.921
22	123	DOKA Péter	HUN	SM2	Kawasaki	9	1:30.908	21:30.145	11.150	1.890
23	77	GRÓZER Miklós	HUN	SM2	Kawasaki	5	1:36.764	21:04.319	17.006	5.856

Orbits

Az eredmény nem hivatalos, amíg azt a felügyelőtestület / zsűri jóvá nem hagyta. / These results are provisional, until the conclusion of any judicial and technical matters.

MAMS SM Bajnokság

SM2

Brezova - Visonta 1,014 km

Merany tréning - Qualification

2013.09.22. 11:40

Qualifying (20:00 Time) started at 11:39:52

Lap	Lap Tm	Diff	Time of Day
12	1:46.174	+20.409	11:59:40.214

(69) Jozef MÁNA

Lap	Lap Tm	Diff	Time of Day
1	1:30.360	+4.388	11:45:56.257
2	1:27.292	+1.320	11:47:23.549
3	1:25.972		11:48:49.521
4	1:26.651	+0.679	11:50:16.172
5	2:22.035	+56.063	11:52:38.207
6	1:27.872	+1.900	11:54:06.079
7	1:26.165	+0.193	11:55:32.244
8	1:28.688	+2.716	11:57:00.932
9	1:26.705	+0.733	11:58:27.637
10	2:02.167	+36.195	12:00:29.804

(25) MOLNÁR Balázs

Lap	Lap Tm	Diff	Time of Day
1	1:34.296	+6.390	11:43:24.796
2	1:31.611	+3.705	11:44:56.407
3	1:31.243	+3.337	11:46:27.650
4	1:29.752	+1.846	11:47:57.402
5	1:31.900	+3.994	11:49:29.302
6	1:30.150	+2.244	11:50:59.452
7	1:34.327	+6.421	11:52:33.779
8	1:28.919	+1.013	11:54:02.698
9	1:27.906		11:55:30.604
10	1:29.502	+1.596	11:57:00.106
11	1:28.405	+0.499	11:58:28.511
12	1:41.129	+13.223	12:00:09.640

(105) JURENKA Richárd

Lap	Lap Tm	Diff	Time of Day
1	1:29.353	+1.315	11:47:28.979
2	1:30.546	+2.508	11:48:59.525
3	1:28.401	+0.363	11:50:27.926
4	1:28.260	+0.222	11:51:56.186
5	1:29.624	+1.586	11:53:25.810
6	1:28.100	+0.062	11:54:53.910
7	1:28.759	+0.721	11:56:22.669
8	1:28.038		11:57:50.707
9	1:29.311	+1.273	11:59:20.018
10	1:47.010	+18.972	12:01:07.028

(71) Karol GLASSA

Lap	Lap Tm	Diff	Time of Day
1	1:30.845	+2.748	11:43:15.014
2	1:31.102	+3.005	11:44:46.116
3	1:29.606	+1.509	11:46:15.722
4	1:29.406	+1.309	11:47:45.128
5	1:32.915	+4.818	11:49:18.043
6	1:33.430	+5.333	11:50:51.473
7	1:28.750	+0.653	11:52:20.223
8	1:28.097		11:53:48.320
9	1:29.689	+1.592	11:55:18.009
10	1:55.765	+27.668	11:57:13.774

(777) GULYÁS Krisztián

Lap	Lap Tm	Diff	Time of Day
1	1:33.175	+4.157	11:43:04.821
2	1:31.590	+2.572	11:44:36.411
3	1:31.433	+2.415	11:46:07.844
4	1:31.400	+2.382	11:47:39.244
5	1:30.021	+1.003	11:49:09.265
6	1:31.955	+2.937	11:50:41.220
7	1:33.140	+4.122	11:52:14.360
8	1:31.306	+2.288	11:53:45.666
9	1:30.619	+1.601	11:55:16.285
10	1:29.178	+0.160	11:56:45.463
11	1:29.018		11:58:14.481
12	1:30.911	+1.893	11:59:45.392

Lap	Lap Tm	Diff	Time of Day
-----	--------	------	-------------

(123) DOKA Péter

1	1:31.074	+0.166	11:47:29.914
2	1:30.908		11:49:00.822
3	1:34.409	+3.501	11:50:35.231
4	2:25.030	+54.122	11:53:00.261
5	1:33.283	+2.375	11:54:33.544
6	1:33.609	+2.701	11:56:07.153
7	1:35.171	+4.263	11:57:42.324
8	1:32.126	+1.218	11:59:14.450
9	2:08.599	+37.691	12:01:23.049

(77) GRÓZER Miklós

1	1:41.198	+4.434	11:54:24.731
2	1:38.062	+1.298	11:56:02.793
3	1:36.764		11:57:39.557
4	1:36.799	+0.035	11:59:16.356
5	1:40.867	+4.103	12:00:57.223

Lap	Lap Tm	Diff	Time of Day
-----	--------	------	-------------

Magyarország Nemzetközi Supermoto Bajnoksága Hungarian International Supermoto Championship



Élő Eredmények - Live Results: www.chronomoto.hu

MAMS SM Bajnokság

Sorted on Laps

SM2

Brezova - Visonta 1,014 km

1.finále - Race 1

2013.09.22. 13:40

Race (10:00 and 2 Laps) started at 13:40:16

Pos	No.	Name	Nat.	Motor	Class	Laps	Total Tm	Diff	Best Tm	Points
1	54	Jurak KNEZOVIC	SVK	Husaberg	SM2	10	13:17.313		1:18.805	25
2	99	Pavel KAJGR	SVK	Yamaha	SM2	10	13:27.705	10.392	1:18.880	22
3	161	Miroslav STRUCKA	SVK	KTM	SM2	10	13:28.698	11.385	1:19.787	20
4	98	Ján MIKULÁK	SVK	Yamaha	SM2	10	13:29.181	11.868	1:19.137	18
5	999	Petr WLCEK	SVK	Yamaha	SM2	10	13:35.123	17.810	1:20.311	16
6	55	DUDÁS Attila	HUN	Honda	SM2	10	13:47.568	30.255	1:20.645	15
7	210	Tomko SLAVOMÍR	SVK	Kawasaki	SM2	10	14:00.139	42.826	1:22.979	14
8	44	KISS-JAKAB József	HUN	KTM	SM2	10	14:04.356	47.043	1:23.204	13
9	100	PAPP Zsolt	HUN	KTM	SM2	10	14:12.179	54.866	1:23.115	12
10	3	Radovan SCHNEIDER	SVK	Yamaha	SM2	10	14:17.624	1:00.311	1:24.122	11
11	154	VARGA Tamás	HUN	Yamaha	SM2	10	14:18.758	1:01.445	1:23.979	10
12	125	MAKRAI Péter	HUN	Suzuki	SM2	10	14:19.196	1:01.883	1:24.109	9
13	29	FÓRIZS Tamás	HUN	Honda	SM2	10	14:20.100	1:02.787	1:24.183	8
14	69	Jozef MÁNA	SVK	KTM	SM2	10	14:32.267	1:14.954	1:24.041	7
15	45	Peter KNEZOVIC	SVK	Honda	SM2	10	14:33.788	1:16.475	1:23.374	6
16	6	KISS Barnabás	HUN	KTM	SM2	10	14:35.896	1:18.583	1:23.787	5
17	105	JURENKA Richárd	HUN	Yamaha	SM2	10	14:38.361	1:21.048	1:26.422	4
18	123	DOKA Péter	HUN	Kawasaki	SM2	9	13:34.729	1 Lap	1:27.500	3
19	777	GULYÁS Krisztián	HUN	Kawasaki	SM2	9	13:37.076	1 Lap	1:27.933	2
20	71	Karol GLASSA	SVK	KTM	SM2	9	13:38.196	1 Lap	1:26.528	1
21	25	MOLNÁR Balázs	HUN	KTM	SM2	9	13:51.433	1 Lap	1:28.047	0
22	77	GRÓZER Miklós	HUN	Kawasaki	SM2	9	14:23.785	1 Lap	1:31.712	0

Not classified (75% = 7 Laps)

301	Adrián ATKÁRY	SVK	KTM	SM2	2	3:25.053	8 Laps	1:37.009	0
-----	---------------	-----	-----	-----	---	----------	--------	----------	---

Margin of Victory	Avg. Speed	Best Lap Tm	Best Speed	Best Lap by
10.392	45,784	1:18.805	46,322	54 - Jurak KNEZOVIC

Orbits

Az eredmény nem hivatalos, amíg azt a felügyelőtestület / zsűri jóvá nem hagyta. / These results are provisional, until the conclusion of any judicial and technical matters.



MAMS SM Bajnokság

SM2

Brezova - Visonta 1,014 km

1.finále - Race 1

2013.09.22. 13:40

Race (10:00 and 2 Laps) started at 13:40:16

Lap	Lap Tm	Diff	Time of Day
5	1:27.202	+0.780	13:47:40.075
6	1:26.422		13:49:06.497
7	1:27.309	+0.887	13:50:33.806
8	1:26.471	+0.049	13:52:00.277
9	1:27.926	+1.504	13:53:28.203
10	1:26.843	+0.421	13:54:55.046

(123) DOKA Péter

1	1:35.624	+8.124	13:41:54.838
2	1:28.221	+0.721	13:43:23.059
3	1:27.500		13:44:50.559
4	1:28.236	+0.736	13:46:18.795
5	1:30.104	+2.604	13:47:48.899
6	1:29.033	+1.533	13:49:17.932
7	1:30.290	+2.790	13:50:48.222
8	1:31.061	+3.561	13:52:19.283
9	1:32.131	+4.631	13:53:51.414

(777) GULYÁS Krisztián

1	1:40.298	+12.365	13:41:59.567
2	1:31.465	+3.532	13:43:31.032
3	1:30.192	+2.259	13:45:01.224
4	1:28.645	+0.712	13:46:29.869
5	1:28.214	+0.281	13:47:58.083
6	1:28.170	+0.237	13:49:26.253
7	1:27.933		13:50:54.186
8	1:28.436	+0.503	13:52:22.622
9	1:31.139	+3.206	13:53:53.761

(71) Karol GLASSA

1	1:42.505	+15.977	13:42:01.688
2	1:32.875	+6.347	13:43:34.563
3	1:29.856	+3.328	13:45:04.419
4	1:26.528		13:46:30.947
5	1:27.576	+1.048	13:47:58.523
6	1:28.189	+1.661	13:49:26.712
7	1:29.249	+2.721	13:50:55.961
8	1:27.203	+0.675	13:52:23.164
9	1:31.717	+5.189	13:53:54.881

(25) MOLNÁR Balázs

1	1:39.576	+11.529	13:41:58.577
2	1:31.481	+3.434	13:43:30.058
3	1:29.951	+1.904	13:45:00.009
4	1:28.047		13:46:28.056
5	1:28.165	+0.118	13:47:56.221
6	1:39.514	+11.467	13:49:35.735
7	1:32.846	+4.799	13:51:08.581
8	1:30.608	+2.561	13:52:39.189
9	1:28.929	+0.882	13:54:08.118

(77) GRÓZER Miklós

1	1:41.453	+9.741	13:42:00.995
2	1:33.004	+1.292	13:43:33.999
3	1:31.712		13:45:05.711
4	1:31.965	+0.253	13:46:37.676
5	1:33.335	+1.623	13:48:11.011
6	1:39.880	+8.168	13:49:50.891
7	1:34.208	+2.496	13:51:25.099
8	1:38.835	+7.123	13:53:03.934
9	1:36.536	+4.824	13:54:40.470

(301) Adrián ATKÁRY

1	1:37.009		13:41:55.844
2	1:45.894	+8.885	13:43:41.738

Orbits

Az eredmény nem hivatalos, amíg azt a felügyelőtestület / zsűri jóvá nem hagyta. / These results are provisional, until the conclusion of any judicial and technical matters.

MAMS SM Bajnokság

Lapchart

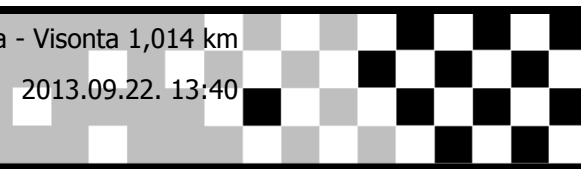
SM2

Brezova - Visonta 1,014 km

1.finéle - Race 1

2013.09.22. 13:40

Race (10:00 and 2 Laps) started at 13:40:16



Competitors	Laps											
	0	1	2	3	4	5	6	7	8	9	10	
Jurak KNEZOVIC (54)	1	54	54	54	54	54	54	54	54	54	54	54
Ján MIKULÁK (98)	2	98	99	99	99	99	99	99	99	99	99	99
Pavel KAJGR (99)	3	99	98	98	98	98	161	161	161	161	161	161
Miroslav STRUCKA (161)	4	161	161	161	161	161	98	98	98	98	98	98
DUDÁS Attila (55)	5	55	999	999	999	999	999	999	999	999	999	999
Petr WLCEK (999)	6	999	55	55	55	55	55	55	55	55	55	55
KISS-JAKAB József (44)	7	44	210	210	210	210	210	210	210	210	210	210
Tomko SLAVOMÍR (210)	8	210	44	44	44	44	44	44	44	44	44	44
Radovan SCHNEIDER (3)	9	3	100	100	100	100	100	100	100	100	100	100
PAPP Zsolt (100)	10	100	3	3	3	3	3	3	3	3	3	3
VARGA Tamás (154)	11	154	154	154	154	154	29	29	29	29	29	154
MAKRAI Péter (125)	12	125	29	29	29	29	154	154	154	154	154	125
Peter KNEZOVIC (45)	13	45	125	125	125	125	125	125	125	125	125	29
FÓRIZS Tamás (29)	14	29	105	105	105	105	105	105	105	105	69	69
KISS Barnabás (6)	15	6	45	45	45	45	69	69	69	69	45	45
Jozef MÁNA (69)	16	69	69	69	69	69	45	45	45	45	105	6
JURENKA Richárd (105)	17	105	123	6	6	6	6	6	6	6	6	105
Adrián ATKÁRY (301)	18	301	6	123	123	123	123	123	123	123	123	123
MOLNÁR Balázs (25)	19	25	301	25	25	25	25	777	777	777	777	777
Karol GLASSA (71)	20	71	25	777	777	777	777	71	71	71	71	71
DOKA Péter (123)	21	123	777	77	71	71	71	25	25	25	25	25
GULYÁS Krisztián (777)	22	777	77	71	77	77	77	77	77	77	77	77
GRÓZER Miklós (77)	23	77	71	301								

Orbits

Az eredmény nem hivatalos, amíg azt a felügyelőtestület / zsűri jóvá nem hagyta. / These results are provisional, until the conclusion of any judicial and technical matters.

Magyarország Nemzetközi Supermoto Bajnoksága Hungarian International Supermoto Championship



Élő Eredmények - Live Results: www.chronomoto.hu

MAMS SM Bajnokság

Sorted on Laps

SM2

Brezova - Visonta 1,014 km

2.finále - Race 2

2013.09.22. 15:10

Race (10:00 and 2 Laps) started at 15:12:13

Pos	No.	Name	Nat.	Motor	Class	Laps	Total Tm	Diff	Best Tm	Points
1	54	Jurak KNEZOVIC	SVK	Husaberg	SM2	10	13:22.434		1:18.589	25
2	99	Pavel KAJGR	SVK	Yamaha	SM2	10	13:30.883	8.449	1:19.594	22
3	55	DUDÁS Attila	HUN	Honda	SM2	10	13:37.242	14.808	1:20.828	20
4	161	Miroslav STRUCKA	SVK	KTM	SM2	10	13:38.381	15.947	1:20.856	18
5	999	Petr WLCEK	SVK	Yamaha	SM2	10	13:48.307	25.873	1:21.065	16
6	98	Ján MIKULÁK	SVK	Yamaha	SM2	10	13:51.103	28.669	1:19.391	15
7	44	KISS-JAKAB József	HUN	KTM	SM2	10	13:56.184	33.750	1:21.818	14
8	154	VARGA Tamás	HUN	Yamaha	SM2	10	14:16.392	53.958	1:24.034	13
9	45	Peter KNEZOVIC	SVK	Honda	SM2	10	14:16.675	54.241	1:23.578	12
10	125	MAKRAI Péter	HUN	Suzuki	SM2	10	14:17.826	55.392	1:23.856	11
11	29	FÓRIZS Tamás	HUN	Honda	SM2	10	14:24.292	1:01.858	1:24.825	10
12	105	JURENKA Richárd	HUN	Yamaha	SM2	10	14:38.495	1:16.061	1:26.445	9
13	3	Radovan SCHNEIDER	SVK	Yamaha	SM2	10	14:38.840	1:16.406	1:26.186	8
14	69	Jozef MÁNA	SVK	KTM	SM2	10	14:39.460	1:17.026	1:25.481	7
15	6	KISS Barnabás	HUN	KTM	SM2	10	14:40.162	1:17.728	1:23.766	6
16	100	PAPP Zsolt	HUN	KTM	SM2	10	14:41.853	1:19.419	1:23.948	5
17	301	Adrián ATKÁRY	SVK	KTM	SM2	10	14:42.742	1:20.308	1:25.175	4
18	25	MOLNÁR Balázs	HUN	KTM	SM2	9	13:32.988	1 Lap	1:26.724	3
19	123	DOKA Péter	HUN	Kawasaki	SM2	9	13:47.162	1 Lap	1:29.455	2
20	777	GULYÁS Krisztián	HUN	Kawasaki	SM2	9	13:47.898	1 Lap	1:29.451	1
21	71	Karol GLASSA	SVK	KTM	SM2	9	13:49.656	1 Lap	1:28.090	0
22	210	Tomko SLAVOMÍR	SVK	Kawasaki	SM2	9	13:50.396	1 Lap	1:24.547	0
23	77	GRÓZER Miklós	HUN	Kawasaki	SM2	9	14:34.453	1 Lap	1:32.310	0

Margin of Victory	Avg. Speed	Best Lap Tm	Best Speed	Best Lap by
8.449	45,492	1:18.589	46,449	54 - Jurak KNEZOVIC

Orbits

Az eredmény nem hivatalos, amíg azt a felügyelőtestület / zsűri jóvá nem hagyta. / These results are provisional, until the conclusion of any judicial and technical matters.



MAMS SM Bajnokság

SM2

Brezova - Visonta 1,014 km

2.finále - Race 2

2013.09.22. 15:10

Race (10:00 and 2 Laps) started at 15:12:13

Lap	Lap Tm	Diff	Time of Day
5	1:26.655	+1.480	15:19:46.408
6	1:27.258	+2.083	15:21:13.666
7	1:27.229	+2.054	15:22:40.895
8	1:25.184	+0.009	15:24:06.079
9	1:25.480	+0.305	15:25:31.559
10	1:25.175		15:26:56.734

(25) MOLNÁR Balázs

1	1:41.506	+14.782	15:13:58.624
2	1:29.914	+3.190	15:15:28.538
3	1:28.438	+1.714	15:16:56.976
4	1:30.564	+3.840	15:18:27.540
5	1:27.882	+1.158	15:19:55.422
6	1:26.724		15:21:22.146
7	1:27.347	+0.623	15:22:49.493
8	1:28.649	+1.925	15:24:18.142
9	1:28.838	+2.114	15:25:46.980

(123) DOKA Péter

1	1:39.659	+10.204	15:13:57.225
2	1:29.693	+0.238	15:15:26.918
3	1:29.455		15:16:56.373
4	1:29.542	+0.087	15:18:25.915
5	1:30.551	+1.096	15:19:56.466
6	1:29.884	+0.429	15:21:26.350
7	1:32.077	+2.622	15:22:58.427
8	1:31.001	+1.546	15:24:29.428
9	1:31.726	+2.271	15:26:01.154

(777) GULYÁS Krisztián

1	1:40.733	+11.282	15:13:58.307
2	1:29.681	+0.230	15:15:27.988
3	1:30.473	+1.022	15:16:58.461
4	1:29.451		15:18:27.912
5	1:29.573	+0.122	15:19:57.485
6	1:29.599	+0.148	15:21:27.084
7	1:34.112	+4.661	15:23:01.196
8	1:30.394	+0.943	15:24:31.590
9	1:30.300	+0.849	15:26:01.890

(71) Karol GLASSA

1	1:41.729	+13.639	15:13:59.260
2	1:30.239	+2.149	15:15:29.499
3	1:29.527	+1.437	15:16:59.026
4	1:37.834	+9.744	15:18:36.860
5	1:28.090		15:20:04.950
6	1:28.703	+0.613	15:21:33.653
7	1:28.954	+0.864	15:23:02.607
8	1:29.801	+1.711	15:24:32.408
9	1:31.240	+3.150	15:26:03.648

(210) Tomko SLAVOMÍR

1	2:19.907	+55.360	15:14:35.806
2	1:26.345	+1.798	15:16:02.151
3	1:25.309	+0.762	15:17:27.460
4	1:28.892	+4.345	15:18:56.352
5	1:26.295	+1.748	15:20:22.647
6	1:25.493	+0.946	15:21:48.140
7	1:25.997	+1.450	15:23:14.137
8	1:24.547		15:24:38.684
9	1:25.704	+1.157	15:26:04.388

(77) GRÓZER Miklós

1	1:43.028	+10.718	15:14:00.972
2	1:32.698	+0.388	15:15:33.670
3	1:32.717	+0.407	15:17:06.387

Lap	Lap Tm	Diff	Time of Day
4	1:32.310		15:18:38.697
5	1:35.597	+3.287	15:20:14.294
6	1:41.080	+8.770	15:21:55.374
7	1:38.135	+5.825	15:23:33.509
8	1:40.739	+8.429	15:25:14.248
9	1:34.197	+1.887	15:26:48.445

Lap	Lap Tm	Diff	Time of Day
-----	--------	------	-------------

MAMS SM Bajnokság

Lapchart

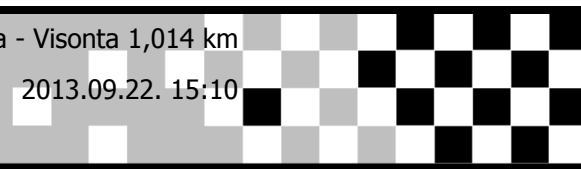
SM2

Brezova - Visonta 1,014 km

2.finále - Race 2

2013.09.22. 15:10

Race (10:00 and 2 Laps) started at 15:12:13



Competitors	Laps										
	0	1	2	3	4	5	6	7	8	9	10
Jurak KNEZOVIC (54)	1	54	54	54	54	54	54	54	54	54	54
Ján MIKULÁK (98)	2	98	98	98	98	98	99	99	99	99	99
Pavel KAJGR (99)	3	99	99	99	99	99	55	55	55	55	55
Miroslav STRUCKA (161)	4	161	161	161	55	55	55	161	161	161	161
DUDÁS Attila (55)	5	55	55	55	161	161	161	98	999	999	999
Petr WLCEK (999)	6	999	999	999	999	999	999	98	98	98	98
KISS-JAKAB József (44)	7	44	154	44	44	44	44	44	44	44	44
Tomko SLAVOMÍR (210)	8	210	44	154	154	154	154	154	154	154	154
Radovan SCHNEIDER (3)	9	3	100	100	100	100	100	100	45	45	45
PAPP Zsolt (100)	10	100	45	45	45	45	45	45	125	125	125
VARGA Tamás (154)	11	154	29	29	29	125	125	125	29	29	29
Peter KNEZOVIC (45)	12	45	125	125	125	29	29	29	105	105	105
MAKRAI Péter (125)	13	125	105	105	105	105	105	3	3	3	3
KISS Barnabás (6)	14	6	6	6	6	3	3	3	69	69	69
FÓRIZS Tamás (29)	15	29	3	3	3	69	69	69	6	6	6
MOLNÁR Balázs (25)	16	25	69	69	69	6	6	6	100	100	100
Jozef MÁNA (69)	17	69	301	301	301	301	301	301	301	301	301
JURENKA Richárd (105)	18	105	123	123	123	123	25	25	25	25	25
Adrián ATKÁRY (301)	19	301	777	777	25	25	123	123	123	123	123
Karol GLASSA (71)	20	71	25	25	777	777	777	777	777	777	777
DOKA Péter (123)	21	123	71	71	71	71	71	71	71	71	71
GULYÁS Krisztián (777)	22	777	77	77	77	77	77	210	210	210	210
GRÓZER Miklós (77)	23	77	210	210	210	210	77	77	77	77	77

Magyarország Nemzetközi Supermoto Bajnoksága Hungarian International Supermoto Championship



Élő Eredmények - Live Results: www.chronomoto.hu

MAMS SM Bajnokság

Sorted on Laps

SM2

Brezova - Visonta 1,014 km

3.finále - Race 3

2013.09.22. 16:40

Race (10:00 and 2 Laps) started at 16:43:21

Pos	No.	Name	Nat.	Motor	Class	Laps	Total Tm	Diff	Best Tm	Points
1	99	Pavel KAJGR	SVK	Yamaha	SM2	10	13:29.578		1:19.567	25
2	98	Ján MIKULÁK	SVK	Yamaha	SM2	10	13:32.845	3.267	1:20.254	22
3	161	Miroslav STRUCKA	SVK	KTM	SM2	10	13:33.528	3.950	1:20.419	20
4	999	Petr WLCEK	SVK	Yamaha	SM2	10	13:35.083	5.505	1:20.286	18
5	44	KISS-JAKAB József	HUN	KTM	SM2	10	13:52.515	22.937	1:21.343	16
6	54	Jurak KNEZOVIC	SVK	Husaberg	SM2	10	13:52.750	23.172	1:19.219	15
7	125	MAKRAI Péter	HUN	Suzuki	SM2	10	14:06.147	36.569	1:22.756	14
8	154	VARGA Tamás	HUN	Yamaha	SM2	10	14:08.338	38.760	1:23.740	13
9	55	DUDÁS Attila	HUN	Honda	SM2	10	14:10.344	40.766	1:23.015	12
10	210	Tomko SLAVOMÍR	SVK	Kawasaki	SM2	10	14:15.730	46.152	1:24.292	11
11	3	Radovan SCHNEIDER	SVK	Yamaha	SM2	10	14:18.886	49.308	1:24.033	10
12	100	PAPP Zsolt	HUN	KTM	SM2	10	14:24.812	55.234	1:23.678	9
13	45	Peter KNEZOVIC	SVK	Honda	SM2	10	14:25.345	55.767	1:23.701	8
14	6	KISS Barnabás	HUN	KTM	SM2	10	14:26.534	56.956	1:23.295	7
15	29	FÓRIZS Tamás	HUN	Honda	SM2	10	14:33.701	1:04.123	1:24.833	6
16	105	JURENKA Richárd	HUN	Yamaha	SM2	10	14:39.649	1:10.071	1:25.496	5
17	25	MOLNÁR Balázs	HUN	KTM	SM2	10	14:40.457	1:10.879	1:25.685	4
18	301	Adrián ATKÁRY	SVK	KTM	SM2	10	14:45.824	1:16.246	1:25.374	3
19	69	Jozef MÁNA	SVK	KTM	SM2	10	14:48.440	1:18.862	1:24.340	2
20	71	Karol GLASSA	SVK	KTM	SM2	10	14:51.433	1:21.855	1:25.491	1
21	777	GULYÁS Krisztián	HUN	Kawasaki	SM2	9	13:32.431	1 Lap	1:27.591	0
22	77	GRÓZER Miklós	HUN	Kawasaki	SM2	9	14:30.035	1 Lap	1:30.713	0
23	123	DOKA Péter	HUN	Kawasaki	SM2	7	15:28.966	3 Laps	1:30.634	0

Margin of Victory

Avg. Speed

Best Lap Tm

Best Speed

Best Lap by

3.267

45,090

1:19.219

46,080

54 - Jurak KNEZOVIC

Orbits

Az eredmény nem hivatalos, amíg azt a felügyelőtestület / zsűri jóvá nem hagyta. / These results are provisional, until the conclusion of any judicial and technical matters.



MAMS SM Bajnokság

SM2

Brezova - Visonta 1,014 km

3.finále - Race 3

2013.09.22. 16:40

Race (10:00 and 2 Laps) started at 16:43:21

Lap	Lap Tm	Diff	Time of Day
5	1:25.979	+0.294	16:50:49.558
6	1:25.685		16:52:15.243
7	1:26.937	+1.252	16:53:42.180
8	1:26.403	+0.718	16:55:08.583
9	1:26.366	+0.681	16:56:34.949
10	1:26.938	+1.253	16:58:01.887

(301) Adrián ATKÁRY

1	1:37.641	+12.267	16:45:02.215
2	1:28.982	+3.608	16:46:31.197
3	1:28.124	+2.750	16:47:59.321
4	1:25.466	+0.092	16:49:24.787
5	1:25.374		16:50:50.161
6	1:25.975	+0.601	16:52:16.136
7	1:26.811	+1.437	16:53:42.947
8	1:26.842	+1.468	16:55:09.789
9	1:29.096	+3.722	16:56:38.885
10	1:28.369	+2.995	16:58:07.254

(69) Jozef MÁNA

1	1:38.988	+14.648	16:45:03.539
2	1:26.667	+2.327	16:46:30.206
3	1:26.603	+2.263	16:47:56.809
4	1:24.340		16:49:21.149
5	1:24.681	+0.341	16:50:45.830
6	1:26.168	+1.828	16:52:11.998
7	1:27.008	+2.668	16:53:39.006
8	1:26.606	+2.266	16:55:05.612
9	1:37.512	+13.172	16:56:43.124
10	1:26.746	+2.406	16:58:09.870

(71) Karol GLASSA

1	1:41.928	+16.437	16:45:07.236
2	1:31.144	+5.653	16:46:38.380
3	1:28.678	+3.187	16:48:07.058
4	1:26.345	+0.854	16:49:33.403
5	1:25.491		16:50:58.894
6	1:27.217	+1.726	16:52:26.111
7	1:26.112	+0.621	16:53:52.223
8	1:26.530	+1.039	16:55:18.753
9	1:26.882	+1.391	16:56:45.635
10	1:27.228	+1.737	16:58:12.863

(77) GULYÁS Krisztián

1	1:39.180	+11.589	16:45:04.245
2	1:29.010	+1.419	16:46:33.255
3	1:28.519	+0.928	16:48:01.774
4	1:27.951	+0.360	16:49:29.725
5	1:28.637	+1.046	16:50:58.362
6	1:27.591		16:52:25.953
7	1:29.018	+1.427	16:53:54.971
8	1:28.420	+0.829	16:55:23.391
9	1:30.470	+2.879	16:56:53.861

(77) GRÓZER Miklós

1	1:40.469	+9.756	16:45:05.864
2	1:32.015	+1.302	16:46:37.879
3	1:31.923	+1.210	16:48:09.802
4	1:32.163	+1.450	16:49:41.965
5	1:30.713		16:51:12.678
6	1:32.279	+1.566	16:52:44.957
7	1:37.330	+6.617	16:54:22.287
8	1:39.710	+8.997	16:56:01.997
9	1:49.468	+18.755	16:57:51.465

(123) DOKA Péter

Lap	Lap Tm	Diff	Time of Day
1	1:41.382	+10.748	16:45:06.385
2	1:34.001	+3.367	16:46:40.386
3	1:30.634		16:48:11.020
4	1:31.592	+0.958	16:49:42.612
5	1:30.825	+0.191	16:51:13.437
6	1:34.221	+3.587	16:52:47.658
7	6:02.738	+4:32.104	16:58:50.396

Lap	Lap Tm	Diff	Time of Day
-----	--------	------	-------------

MAMS SM Bajnokság

Lapchart

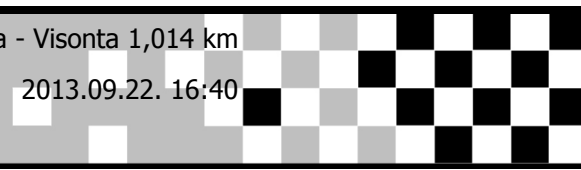
SM2

Brezova - Visonta 1,014 km

3.finéle - Race 3

2013.09.22. 16:40

Race (10:00 and 2 Laps) started at 16:43:21



Competitors	Laps											
	0	1	2	3	4	5	6	7	8	9	10	
Jurak KNEZOVIC (54)	1	54	99	99	99	99	99	99	99	99	99	99
Ján MIKULÁK (98)	2	98	98	98	98	98	98	98	98	98	98	98
Pavel KAJGR (99)	3	99	161	161	161	161	161	161	161	161	161	161
Miroslav STRUCKA (161)	4	161	999	999	999	999	999	999	999	999	999	999
Petr WLCEK (999)	5	999	44	44	44	44	44	44	44	44	44	44
KISS-JAKAB József (44)	6	44	154	154	154	154	154	125	54	54	54	54
DUDÁS Attila (55)	7	55	210	210	125	125	125	154	125	125	125	125
Tomko SLAVOMÍR (210)	8	210	125	125	210	55	55	54	154	154	154	154
Radovan SCHNEIDER (3)	9	3	3	3	55	210	54	55	55	55	55	55
PAPP Zsolt (100)	10	100	55	55	3	3	210	210	210	210	210	210
VARGA Tamás (154)	11	154	100	100	100	100	3	3	3	3	3	3
MAKRAI Péter (125)	12	125	105	45	45	54	100	100	100	100	100	100
Peter KNEZOVIC (45)	13	45	45	105	54	45	45	45	45	45	45	45
FÓRIZS Tamás (29)	14	29	29	29	105	105	105	105	6	6	6	6
KISS Barnabás (6)	15	6	25	54	29	29	6	6	29	29	29	29
MOLNÁR Balázs (25)	16	25	6	25	6	6	29	29	105	105	105	105
Jozef MÁNA (69)	17	69	301	6	69	69	69	69	69	69	25	25
Adrián ATKÁRY (301)	18	301	54	69	25	25	25	25	25	25	301	301
JURENKA Richárd (105)	19	105	69	301	301	301	301	301	301	301	69	69
DOKA Péter (123)	20	123	777	777	777	777	777	777	71	71	71	71
GULYÁS Krisztián (777)	21	777	77	77	71	71	71	71	777	777	777	777
Karol GLASSA (71)	22	71	123	71	77	77	77	77	77	77	77	77
GRÓZER Miklós (77)	23	77	71	123	123	123	123	123	123	123	123	123

MAMS SM Bajnokság

SM2

Brezova - Visonta 1,014 km

Konecny vysledok - Total result

Pos	No.	Name	Nat.	Motor	Class	R1.	R2.	R3.	Total points
1	99	Pavel KAJGR	SVK	Yamaha	SM2	22	22	25	69
2	54	Jurak KNEZOVIC	SVK	Husaberg	SM2	25	25	15	65
3	161	Miroslav STRUCKA	SVK	KTM	SM2	20	18	20	58
4	98	Ján MIKULÁK	SVK	Yamaha	SM2	18	15	22	55
5	999	Petr WLCEK	SVK	Yamaha	SM2	16	16	18	50
6	55	DUDÁS Attila	HUN	Honda	SM2	15	20	12	47
7	44	KISS-JAKAB József	HUN	KTM	SM2	13	14	16	43
8	154	VARGA Tamás	HUN	Yamaha	SM2	10	13	13	36
9	125	MAKRAI Péter	HUN	Suzuki	SM2	9	11	14	34
10	3	Radovan SCHNEIDER	SVK	Yamaha	SM2	11	8	10	29
11	100	PAPP Zsolt	HUN	KTM	SM2	12	5	9	26
12	45	Peter KNEZOVIC	SVK	Honda	SM2	6	12	8	26
13	210	Tomko SLAVOMÍR	SVK	Kawasaki	SM2	14	0	11	25
14	29	FÓRIZS Tamás	HUN	Honda	SM2	8	10	6	24
15	6	KISS Barnabás	HUN	KTM	SM2	5	6	7	18
16	105	JURENKA Richárd	HUN	Yamaha	SM2	4	9	5	18
17	69	Jozef MÁNA	SVK	KTM	SM2	7	7	2	16
18	25	MOLNÁR Balázs	HUN	KTM	SM2	0	3	4	7
19	301	Adrián ATKÁRY	SVK	KTM	SM2	0	4	3	7
20	123	DOKA Péter	HUN	Kawasaki	SM2	3	2	0	5
21	777	GULYÁS Krisztián	HUN	Kawasaki	SM2	2	1	0	3
22	71	Karol GLASSA	SVK	KTM	SM2	1	0	1	2
23	77	GRÓZER Miklós	HUN	Kawasaki	SM2	0	0	0	0

Orbits

Az eredmény nem hivatalos, amíg azt a felügyelőtestület / zsűri jóvá nem hagyta. / These results are provisional, until the conclusion of any judicial and technical matters.