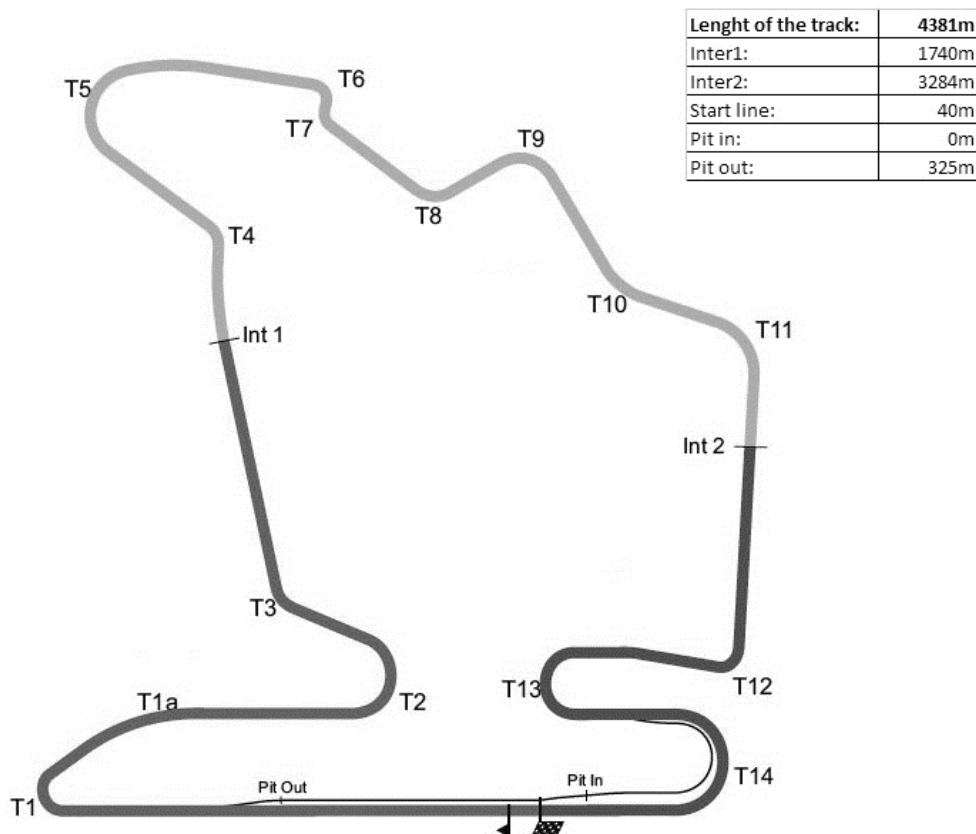


Duna Autó Autós Gyorsasági OB

Hungaroring (HUN)

2012.10.06-07.



EREDMÉNYEK ***RESULTS BOOKLET***

Hungaroring Timing System

operated by

ChronoMoto Timing Team

www.hungaroring.hu

www.chromoto.hu

Duna-Autó AGYOB IX-X-XI.f. (Hungaroring)

Sorted on Best Lap time

OB II.kat (Formula)

Hungaroring 4,381 Km

Időmérés/Qualifying Q1

2012.10.06. 09:10

Qualifying (20:00 Time) started at 9:10:00

Pos	PIC	No.	Name	Nat	Competitor	Car	Class	Laps	Best Tm	Diff	2nd Bes
1	1	11	FEKETE Krisztián	HUN	Feke-Team Motorsport	Tatus Honda	E - 2.0	10	1:43.845		1:44.026
2	2	33	PÖDÖR Balázs	HUN	Race Club Kft.	Formula Renault	E - 2.0	4	1:49.966	6.121	1:50.341
3	3	17	BALOGH Zsolt	HUN	Race Club Kft	Formula Renault	E - 2.0	8	1:51.160	7.315	1:52.180
4	4	32	RÁTKAI Ferenc	HUN	Bovi Motorsport	Formula Renault	E - 2.0	8	1:53.405	9.560	1:53.819
5	5	1	LŐRINCZ Péter	HUN	HF Racing Kft.	Formula Renault	E - 2.0	8	1:55.428	11.583	1:55.468
6	6	55	ESZENYI László	HUN	Race Club Kft.	Formula Renault	E - 2.0	7	1:56.616	12.771	1:59.433
7	7	31	BRANISLAVA Lapinova	SVK	Labra Team	Gloria	E - 2.0	9	2:00.187	16.342	2:00.754

Orbits

Az eredmény nem hivatalos, amíg azt a felügyelőtestület / zsűri jóvá nem hagyta. / These results are provisional, until the conclusion of any judicial and technical matters.

Duna-Autó AGYOB IX-X-XI.f. (Hungaroring)

OB II.kat (Formula)

Hungaroring 4,381 Km

Időmérés/Qualifying Q1

2012.10.06. 09:10

Qualifying (20:00 Time) started at 9:10:00

Lap	Time of Day	Lap Tm	Diff	S1	S2	S3
(11) FEKETE Krisztián						
1	9:15:37.725	1:49.012	+5.167	38.507	40.807	29.698
2	9:17:25.944	1:48.219	+4.374	38.154	41.253	28.812
3	9:19:11.199	1:45.255	+1.410	37.533	39.712	28.010
4	9:20:55.765	1:44.566	+0.721	37.613	39.130	27.823
5	9:22:39.912	1:44.147	+0.302	37.208	39.125	27.814
6	9:24:23.757	1:43.845		37.131	39.008	27.706
7	9:26:07.783	1:44.026	+0.181	37.320	39.055	27.651
8	9:27:55.935	1:48.152	+4.307	37.663	41.682	28.807
9	9:29:40.390	1:44.455	+0.610	37.255	39.308	27.892
p10	9:31:41.987	2:01.597	+17.752	41.322	42.817	

(33) PÖDÖR Balázs						
1	9:14:10.255	1:51.454	+1.488	40.394	41.624	29.436
2	9:16:00.221	1:49.966		39.812	40.788	29.366
3	9:17:50.562	1:50.341	+0.375	39.434	41.670	29.237
p4	9:20:08.046	2:17.484	+27.518	45.371	48.275	

(17) BALOGH Zsolt						
1	9:17:45.860	2:03.870	+12.710	45.113	46.673	32.084
2	9:19:43.508	1:57.648	+6.488	41.673	44.653	31.322
3	9:21:40.736	1:57.228	+6.068	41.741	44.249	31.238
4	9:23:35.059	1:54.323	+3.163	40.765	42.922	30.636
5	9:25:28.932	1:53.873	+2.713	40.801	42.942	30.130
6	9:27:21.826	1:52.894	+1.734	40.746	42.113	30.035
7	9:29:14.006	1:52.180	+1.020	40.409	42.041	29.730
8	9:31:05.166	1:51.160		39.934	41.846	29.380

(32) RÁTKAI Ferenc						
1	9:17:27.066	2:06.850	+13.445	46.176	47.687	32.987
2	9:19:24.036	1:56.970	+3.565	41.715	44.425	30.830
3	9:21:20.845	1:56.809	+3.404	41.596	44.380	30.833
4	9:23:15.003	1:54.158	+0.753	41.099	42.897	30.162
5	9:25:09.684	1:54.681	+1.276	40.949	43.490	30.242
6	9:27:03.503	1:53.819	+0.414	40.842	42.701	30.276
7	9:28:56.908	1:53.405		40.685	42.489	30.231
8	9:30:50.942	1:54.034	+0.629	41.183	42.766	30.085

(1) LŐRINCZ Péter						
1	9:15:12.462	2:08.872	+13.444	45.752	50.189	32.931
2	9:17:11.857	1:59.395	+3.967	42.763	45.462	31.170
3	9:19:08.719	1:56.862	+1.434	41.099	44.550	31.213
p4	9:21:19.238	2:10.519	+15.091	44.397	46.727	
5	9:24:51.687	3:32.449	+1:37.021		47.156	32.272
6	9:26:47.572	1:55.885	+0.457	41.502	43.850	30.533
7	9:28:43.000	1:55.428		41.216	43.861	30.351
8	9:30:38.468	1:55.468	+0.040	41.344	43.871	30.253

(55) ESZENYI László						
1	9:15:39.265	2:01.709	+5.093	43.450	45.587	32.672
2	9:17:38.974	1:59.709	+3.093	43.585	44.500	31.624
3	9:19:38.407	1:59.433	+2.817	41.515	46.017	31.901
4	9:21:42.947	2:04.540	+7.924	46.006	44.752	33.782
5	9:23:39.563	1:56.616		41.753	43.824	31.039
6	9:25:43.309	2:03.746	+7.130	45.878	45.804	32.064
p7	9:27:49.420	2:06.111	+9.495	41.712	43.259	

(31) BRANISLAVA Lapinova						
1	9:13:21.834	3:12.042	+1:11.855		58.859	38.144
2	9:15:30.042	2:08.208	+8.021	47.144	47.943	33.121
3	9:17:34.375	2:04.333	+4.146	45.065	46.720	32.548
4	9:19:35.241	2:00.866	+0.679	44.283	44.968	31.615
5	9:21:35.428	2:00.187		43.758	45.021	31.408
6	9:23:36.285	2:00.857	+0.670	43.683	44.885	32.289
p7	9:25:49.651	2:13.366	+13.179	44.452	46.453	

Orbits

Az eredmény nem hivatalos, amíg azt a felügyelőtestület / zsűri jóvá nem hagyta. / These results are provisional, until the conclusion of any judicial and technical matters.

Duna-Autó AGYOB IX-X-XI.f. (Hungaroring)

OB II.kat (Formula)


Hungaroring 4,381 Km

Verseny1 / Race1 R1

2012.10.06. 12:29

Race (25:00 and 1 Laps)

<p>E - 2,0 1:56.616 55 ESZENYI László</p> <p>6</p>	<p>E - 2,0 2:00.187 31 BRANISLAVA Lapinova</p> <p>7</p>	4
<p>E - 2,0 1:53.405 32 RÁTKAI Ferenc</p> <p>4</p>	<p>E - 2,0 1:55.428 1 LŐRINCZ Péter</p> <p>5</p>	3
<p>E - 2,0 1:49.966 33 PÖDÖR Balázs</p> <p>2</p>	<p>E - 2,0 1:51.160 17 BALOGH Zsolt</p> <p>3</p>	2
	<p>E - 2,0 1:43.845 11 FEKETE Krisztián</p> <p>1</p>	1
	POLE POSITION 1	



Orbits

Az eredmény nem hivatalos, amíg azt a felügyelőtestület / zsűri jóvá nem hagyta. / These results are provisional, until the conclusion of any judicial and technical matters.

Duna-Autó AGYOB IX-X-XI.f. (Hungaroring)

Sorted on Laps

OB II.kat (Formula)

HIVATALOS - OFFICIAL

Hungaroring 4,381 Km

Verseny1 / Race1 R1

2012.10.06. 12:29

Race (25:00 and 1 Laps) started at 12:28:29

Pos	PIC	No.	Name	Nat	Competitor	Car	Class	Laps	Total Tm	Diff	Best Tm	Note1
1	1	33	PÖDÖR Balázs	HUN	Race Club Kft.	Formula Renault	E - 2.0	15	28:07.902		1:50.499	
2	2	17	BALOGH Zsolt	HUN	Race Club Kft	Formula Renault	E - 2.0	15	28:31.552	23.650	1:51.644	
3	3	55	ESZENYI László	HUN	Race Club Kft.	Formula Renault	E - 2.0	15	28:33.830	25.928	1:52.114	
4	4	32	RÁTKAI Ferenc	HUN	Bovi Motorsport	Formula Renault	E - 2.0	15	29:11.813	1:03.911	1:52.668	
5	5	31	BRANISLAVA Lapinova	SVK	Labra Team	Gloria	E - 2.0	14	28:12.900	1 Lap	1:58.487	
6	6	1	LŐRINCZ Péter	HUN	HF Racing Kft.	Formula Renault	E - 2.0	14	28:25.588	1 Lap	1:54.084	

Not classified (75% = 11 Laps)

NF	INF	11	FEKETE Krisztián	HUN	Feke-Team Motorsport	Tatus Honda	E - 2.0	2	3:50.762	DNF	1:50.044	
----	-----	----	------------------	-----	----------------------	-------------	---------	---	----------	-----	----------	--

Margin of Victory	Avg. Speed	Best Lap Tm	Best Speed	Best Lap by
23.650	140,159	1:50.499	142,731	33 - PÖDÖR Balázs

Orbits

Az eredmény nem hivatalos, amíg azt a felügyelőtestület / zsűri jóvá nem hagyta. / These results are provisional, until the conclusion of any judicial and technical matters.

Duna-Autó AGYOB IX-X-XI.f. (Hungaroring)

OB II.kat (Formula)

Hungaroring 4,381 Km

Verseny1 / Race1 R1

2012.10.06. 12:29

Race (25:00 and 1 Laps) started at 12:28:29

Lap	Time of Day	Lap Tm	Diff	S1	S2	S3
(33) PÖDÖR Balázs						
1	12:30:33.619	2:03.756	+13.257	48.534	44.868	30.354
2	12:32:28.193	1:54.574	+4.075	40.728	43.616	30.230
3	12:34:20.716	1:52.523	+2.024	40.291	41.753	30.479
4	12:36:12.257	1:51.541	+1.042	40.176	42.031	29.334
5	12:38:03.141	1:50.884	+0.385	39.803	41.728	29.353
6	12:39:54.245	1:51.104	+0.605	39.952	41.583	29.569
7	12:41:44.744	1:50.499		39.822	41.467	29.210
8	12:43:35.557	1:50.813	+0.314	40.024	41.631	29.158
9	12:45:26.680	1:51.123	+0.624	39.886	41.871	29.366
10	12:47:17.772	1:51.092	+0.593	40.090	41.667	29.335
11	12:49:09.131	1:51.359	+0.860	40.219	41.594	29.546
12	12:51:00.842	1:51.711	+1.212	40.210	42.004	29.497
13	12:52:52.749	1:51.907	+1.408	40.032	42.208	29.697
14	12:54:45.305	1:52.556	+2.057	40.808	42.285	29.463
15	12:56:37.765	1:52.460	+1.961	40.256	42.306	29.898

Lap	Time of Day	Lap Tm	Diff	S1	S2	S3
(17) BALOGH Zsolt						
1	12:30:29.530	1:59.667	+8.023	46.400	42.889	30.378
2	12:32:25.105	1:55.575	+3.931	41.617	43.234	30.724
3	12:34:21.388	1:56.283	+4.639	41.209	43.286	31.788
4	12:36:15.948	1:54.560	+2.916	41.008	43.323	30.229
5	12:38:08.897	1:52.949	+1.305	40.480	42.827	29.642
6	12:40:01.538	1:52.641	+0.997	40.485	42.222	29.934
7	12:41:56.807	1:55.269	+3.625	41.041	43.218	31.010
8	12:43:52.203	1:55.396	+3.752	41.135	43.374	30.887
9	12:45:45.799	1:53.596	+1.952	40.634	42.562	30.400
10	12:47:40.342	1:54.543	+2.899	41.202	42.897	30.444
11	12:49:32.741	1:52.399	+0.755	40.216	42.504	29.679
12	12:51:24.989	1:52.248	+0.604	40.160	42.458	29.630
13	12:53:16.633	1:51.644		40.004	42.074	29.566
14	12:55:08.772	1:52.139	+0.495	39.937	42.517	29.685
15	12:57:01.415	1:52.643	+0.999	40.172	42.518	29.953

Lap	Time of Day	Lap Tm	Diff	S1	S2	S3
(55) ESZENYI László						
1	12:30:30.470	2:00.607	+8.493	46.222	42.984	30.467
2	12:32:25.477	1:55.007	+2.893	41.080	43.249	30.678
3	12:34:20.523	1:55.046	+2.932	41.536	42.891	30.619
4	12:36:13.653	1:53.130	+1.016	41.213	42.204	29.713
5	12:38:07.173	1:53.520	+1.406	40.899	42.470	30.151
6	12:40:01.244	1:54.071	+1.957	41.157	42.669	30.245
7	12:41:56.367	1:55.123	+3.009	41.017	43.321	30.785
8	12:43:51.218	1:54.851	+2.737	41.267	42.854	30.730
9	12:45:45.398	1:54.180	+2.066	40.725	42.750	30.705
10	12:47:40.146	1:54.748	+2.634	41.145	42.968	30.635
11	12:49:33.361	1:53.215	+1.101	41.003	42.400	29.812
12	12:51:25.683	1:52.322	+0.208	40.324	42.218	29.780
13	12:53:17.797	1:52.114		40.239	41.985	29.890
14	12:55:09.953	1:52.156	+0.042	40.135	42.174	29.847
15	12:57:03.693	1:53.740	+1.626	40.784	42.622	30.334

Lap	Time of Day	Lap Tm	Diff	S1	S2	S3
(32) RÁTKAI Ferenc						
1	12:30:33.191	2:03.328	+10.660	47.667	45.401	30.260
2	12:32:28.883	1:55.692	+3.024	40.970	43.609	31.113
3	12:34:23.625	1:54.742	+2.074	41.177	43.413	30.152
4	12:36:17.337	1:53.712	+1.044	40.824	42.914	29.974
5	12:38:10.005	1:52.668		40.542	42.419	29.707
6	12:40:04.082	1:54.077	+1.409	40.960	42.952	30.165
7	12:41:59.382	1:55.300	+2.632	40.774	44.471	30.055
8	12:43:53.920	1:54.538	+1.870	41.185	43.156	30.197
9	12:45:47.487	1:53.567	+0.899	40.769	42.744	30.054
10	12:47:41.382	1:53.895	+1.227	40.927	42.732	30.236
11	12:49:35.300	1:53.918	+1.250	40.825	42.973	30.120
12	12:51:28.347	1:53.047	+0.379	40.350	42.575	30.122
13	12:53:21.870	1:53.523	+0.855	40.845	42.425	30.253

Lap	Time of Day	Lap Tm	Diff	S1	S2	S3
14	12:55:23.017	2:01.147	+8.479	41.084	46.312	33.751
15	12:57:41.676	2:18.659	+25.991	47.479	52.926	38.254
(31) BRANISLAVA Lapinova						
1	12:30:40.071	2:10.208	+11.721	49.015	45.729	32.550
2	12:32:42.685	2:02.614	+4.127	44.139	45.867	32.608
3	12:34:44.594	2:01.909	+3.422	43.811	45.531	32.567
4	12:36:46.712	2:02.118	+3.631	43.946	45.433	32.739
5	12:38:47.980	2:01.268	+2.781	44.049	45.078	32.141
6	12:40:49.132	2:01.152	+2.665	43.580	45.108	32.464
7	12:42:49.640	2:00.508	+2.021	43.443	44.980	32.085
8	12:44:48.894	1:59.254	+0.767	42.804	44.837	31.613
9	12:46:48.147	1:59.253	+0.766	43.113	44.389	31.751
10	12:48:47.239	1:59.092	+0.605	43.110	44.328	31.654
11	12:50:45.956	1:58.717	+0.230	42.958	44.126	31.633
12	12:52:44.443	1:58.487		42.755	44.111	31.621
13	12:54:43.148	1:58.705	+0.218	43.189	44.069	31.447
14	12:56:42.763	1:59.615	+1.128	43.957	43.878	31.780

Lap	Time of Day	Lap Tm	Diff	S1	S2	S3
(1) LÖRINCZ Péter						
1	12:31:50.287	3:20.424	+1:26.340	1:24.291	44.515	30.711
2	12:33:45.616	1:55.329	+1.245	41.167	43.737	30.425
3	12:35:41.042	1:55.426	+1.342	40.977	43.387	31.062
4	12:37:35.126	1:54.084		40.852	43.038	30.194
5	12:39:30.107	1:54.981	+0.897	40.701	44.004	30.276
6	12:41:24.249	1:54.142	+0.058	40.651	43.092	30.399
7	12:43:19.079	1:54.830	+0.746	40.983	43.613	30.234
8	12:45:14.825	1:55.746	+1.662	41.375	43.601	30.770
9	12:47:10.897	1:56.072	+1.988	41.758	43.760	30.554
10	12:49:06.404	1:55.507	+1.423	41.255	43.806	30.446
11	12:51:07.031	2:00.627	+6.543	41.246	47.403	31.978
12	12:53:02.566	1:55.535	+1.451	41.422	43.610	30.503
13	12:54:58.458	1:55.892	+1.808	41.358	43.737	30.797
14	12:56:55.451	1:56.993	+2.909	41.430	44.493	31.070

Lap	Time of Day	Lap Tm	Diff	S1	S2	S3
(11) FEKETE Krisztián						
1	12:30:30.581	2:00.718	+10.674	44.922	42.548	30.292
2	12:32:20.625	1:50.044		40.120	40.992	28.932

Orbits

Az eredmény nem hivatalos, amíg azt a felügyelőtestület / zsűri jóvá nem hagyta. / These results are provisional, until the conclusion of any judicial and technical matters.

Duna-Autó AGYOB IX-X-XI.f. (Hungaroring)

Lapchart

OB II.kat (Formula)

Hungaroring 4,381 Km

Verseny1 / Race1 R1

2012.10.06. 12:29

Race (25:00 and 1 Laps) started at 12:28:29

Competitors	Laps															
	0	1	2	3	4	5	6	7	8	9	10	11	12	13	14	15
FEKETE Krisztián (11)	1	11	17	11	55	33	33	33	33	33	33	33	33	33	33	33
PÖDÖR Balázs (33)	2	33	55	17	33	55	55	55	55	55	55	17	17	17	17	17
BRANISLAVA Lapinova (31)	3	31	11	55	17	17	17	17	17	17	17	55	55	55	55	55
ESZENYI László (55)	4	55	32	33	32	32	32	32	32	32	32	32	32	32	32	32
LŐRINCZ Péter (1)	5	1	33	32	31	31	31	31	31	31	31	31	31	31	31	31
RÁTKAI Ferenc (32)	6	32	31	31	1	1	1	1	1	1	1	1	1	1	1	1
BALOGH Zsolt (17)	7	17	1	1												

Duna-Autó AGYOB IX-X-XI.f. (Hungaroring)

Sorted on Best Lap time

OB II.kat (Formula)

Hungaroring 4,381 Km

Időmérés/Qualifying Q2

2012.10.06. 14:50

Qualifying (20:00 Time) started at 14:50:03

Pos	PIC	No.	Name	Nat	Competitor	Car	Class	Laps	Best Tm	Diff	2nd Bes
1	1	11	FEKETE Krisztián	HUN	Feke-Team Motorsport	Tatus Honda	E - 2.0	3	1:46.899		1:48.430
2	2	33	PÖDÖR Balázs	HUN	Race Club Kft.	Formula Renault	E - 2.0	5	1:49.336	2.437	1:49.396
3	3	17	BALOGH Zsolt	HUN	Race Club Kft.	Formula Renault	E - 2.0	8	1:51.324	4.425	1:51.984
4	4	55	ESZENYI László	HUN	Race Club Kft.	Formula Renault	E - 2.0	6	1:54.787	7.888	1:54.882
5	5	1	LŐRINCZ Péter	HUN	HF Racing Kft.	Formula Renault	E - 2.0	9	1:55.103	8.204	1:55.376
6	6	31	BRANISLAVA Lapinova	SVK	Labra Team	Gloria	E - 2.0	8	1:58.775	11.876	1:59.595

Orbits

Az eredmény nem hivatalos, amíg azt a felügyelőtestület / zsűri jóvá nem hagyta. / These results are provisional, until the conclusion of any judicial and technical matters.

Duna-Autó AGYOB IX-X-XI.f. (Hungaroring)

OB II.kat (Formula)

Hungaroring 4,381 Km

Időmérés/Qualifying Q2

2012.10.06. 14:50

Qualifying (20:00 Time) started at 14:50:03

Lap	Time of Day	Lap Tm	Diff	S1	S2	S3	Lap	Time of Day	Lap Tm	Diff	S1	S2	S3
(11) FEKETE Krisztián													
1	14:56:23.946	1:48.430	+1.531	38.587	41.091	28.752							
2	14:58:10.845	1:46.899		38.108	40.285	28.506							
p3	15:00:13.589	2:02.744	+15.845	38.384	44.870								
(33) PÖDÖR Balázs													
1	14:55:13.915	1:50.762	+1.426	40.213	41.531	29.018							
2	14:57:03.743	1:49.828	+0.492	39.712	40.996	29.120							
3	14:58:53.139	1:49.396	+0.060	39.573	40.887	28.936							
4	15:00:42.475	1:49.336		39.497	40.851	28.988							
p5	15:02:56.623	2:14.148	+24.812	42.808	45.603								
(17) BALOGH Zsolt													
1	14:57:05.360	2:02.257	+10.933	43.176	46.249	32.832							
2	14:59:02.547	1:57.187	+5.863	41.799	44.664	30.724							
3	15:00:57.949	1:55.402	+4.078	40.987	43.722	30.693							
4	15:02:51.929	1:53.980	+2.656	40.596	43.017	30.367							
5	15:04:44.935	1:53.006	+1.682	40.540	42.521	29.945							
6	15:06:36.919	1:51.984	+0.660	40.143	42.298	29.543							
7	15:08:28.243	1:51.324		39.804	41.929	29.591							
8	15:10:20.678	1:52.435	+1.111	40.198	42.400	29.837							
(55) ESZENYI László													
1	15:00:34.864	1:58.611	+3.824	42.561	44.452	31.598							
2	15:02:30.519	1:55.655	+0.868	41.248	43.293	31.114							
3	15:04:26.504	1:55.985	+1.198	41.380	43.413	31.192							
4	15:06:21.291	1:54.787		41.012	42.942	30.833							
5	15:08:16.190	1:54.899	+0.112	41.137	43.045	30.717							
6	15:10:11.072	1:54.882	+0.095	41.012	43.095	30.775							
(1) LÖRINCZ Péter													
1	14:54:49.563	2:00.319	+5.216	42.050	46.559	31.710							
2	14:56:47.394	1:57.831	+2.728	41.522	45.005	31.304							
3	14:58:44.293	1:56.899	+1.796	41.701	44.166	31.032							
4	15:00:41.006	1:56.713	+1.610	41.298	44.183	31.232							
5	15:02:36.954	1:55.948	+0.845	41.143	43.883	30.922							
6	15:04:32.330	1:55.376	+0.273	41.090	43.431	30.855							
7	15:06:28.364	1:56.034	+0.931	41.267	43.929	30.838							
8	15:08:23.467	1:55.103		40.875	43.485	30.743							
9	15:10:20.969	1:57.502	+2.399	41.230	44.400	31.872							
(31) BRANISLAVA Lapinova													
1	14:56:03.924	2:51.738	+52.963		55.419	35.935							
2	14:58:10.030	2:06.106	+7.331	45.850	47.242	33.014							
3	15:00:12.272	2:02.242	+3.467	44.176	45.695	32.371							
4	15:02:14.077	2:01.805	+3.030	43.967	45.523	32.315							
5	15:04:14.506	2:00.429	+1.654	43.364	45.055	32.010							
6	15:06:14.837	2:00.331	+1.556	43.424	45.056	31.851							
7	15:08:13.612	1:58.775		43.030	44.213	31.532							
8	15:10:13.207	1:59.595	+0.820	42.523	45.572	31.500							

Duna-Autó AGYOB IX-X-XI.f. (Hungaroring)

OB II.kat (Formula)

Hungaroring 4,381 Km

Verseny2 / Race2 R2

2012.10.07. 08:45

Race (25:00 and 1 Laps)

1:58.775
31 BRANISLAVA Lapinova
6

1:54.787
55 ESZENYI László
4

1:49.336
33 PÖDÖR Balázs
2

1:55.103
1 LŐRINCZ Péter
5

1:51.324
17 BALOGH Zsolt
3

1:46.899
11 FEKETE Krisztián
1
POLE POSITION

3

2

1



Orbits

Az eredmény nem hivatalos, amíg azt a felügyelőtestület / zsűri jóvá nem hagyta. / These results are provisional, until the conclusion of any judicial and technical matters.

Duna-Autó AGYOB IX-X-XI.f. (Hungaroring)

Sorted on Laps

OB II.kat (Formula)

HIVATALOS - OFFICIAL

Hungaroring 4,381 Km

Verseny2 / Race2 R2

2012.10.07. 08:14

Race (25:00 and 1 Laps) started at 8:13:02

Pos	PIC	No.	Name	Nat	Competitor	Car	Class	Laps	Total Tm	Diff	Best Tm	Note1
1	1	11	FEKETE Krisztián	HUN	Feke-Team Motorsport	Tatus Honda	E - 2.0	15	27:47.417		1:49.444	
2	2	33	PÖDÖR Balázs	HUN	Race Club Kft.	Formula Renault	E - 2.0	15	27:58.326	10.909	1:50.286	
3	3	55	ESZENYI László	HUN	Race Club Kft.	Formula Renault	E - 2.0	15	29:13.065	1:25.648	1:54.536	
4	4	31	BRANISLAVA Lapinova	SVK	Labra Team	Gloria	E - 2.0	14	28:09.114	1 Lap	1:56.989	
5	5	17	BALOGH Zsolt	HUN	Race Club Kft	Formula Renault	E - 2.0	14	28:27.525	1 Lap	1:51.182	

Not classified (75% = 11 Laps)

NF	NF	1	LŐRINCZ Péter	HUN	HF Racing Kft.	Formula Renault	E - 2.0	12	23:24.114	DNF	1:54.234	
----	----	---	---------------	-----	----------------	-----------------	---------	----	-----------	-----	----------	--

Margin of Victory	Avg. Speed	Best Lap Tm	Best Speed	Best Lap by
10.909	141,881	1:49.444	144,107	11 - FEKETE Krisztián

Orbits

Az eredmény nem hivatalos, amíg azt a felügyelőtestület / zsűri jóvá nem hagyta. / These results are provisional, until the conclusion of any judicial and technical matters.

Duna-Autó AGYOB IX-X-XI.f. (Hungaroring)

OB II.kat (Formula)

Hungaroring 4,381 Km

Verseny2 / Race2 R2

2012.10.07. 08:14

Race (25:00 and 1 Laps) started at 8:13:02

Lap	Time of Day	Lap Tm	Diff	S1	S2	S3
(11) FEKETE Krisztián						
1	8:14:59.717	1:57.400	+7.956	45.007	42.316	30.077
2	8:16:52.089	1:52.372	+2.928	40.051	42.367	29.954
3	8:18:43.326	1:51.237	+1.793	39.600	42.121	29.516
4	8:20:34.065	1:50.739	+1.295	39.371	41.970	29.398
5	8:22:24.868	1:50.803	+1.359	39.261	41.879	29.663
6	8:24:15.494	1:50.626	+1.182	39.325	41.728	29.573
7	8:26:05.547	1:50.053	+0.609	39.122	41.522	29.409
8	8:27:54.991	1:49.444		38.921	41.445	29.078
9	8:29:44.862	1:49.871	+0.427	38.902	41.675	29.294
10	8:31:34.584	1:49.722	+0.278	38.980	41.483	29.259
11	8:33:26.487	1:51.903	+2.459	39.784	42.430	29.689
12	8:35:17.002	1:50.515	+1.071	39.272	41.600	29.643
13	8:37:06.998	1:49.996	+0.552	39.098	41.503	29.395
14	8:38:58.121	1:51.123	+1.679	39.138	41.729	30.256
15	8:40:49.734	1:51.613	+2.169	39.664	42.149	29.800

Lap	Time of Day	Lap Tm	Diff	S1	S2	S3
(33) PÖDÖR Balázs						
1	8:15:01.792	1:59.475	+9.189	47.022	42.506	29.947
2	8:16:54.909	1:53.117	+2.831	41.030	42.320	29.767
3	8:18:47.134	1:52.225	+1.939	40.564	42.097	29.564
4	8:20:38.421	1:51.287	+1.001	40.168	41.646	29.473
5	8:22:29.164	1:50.743	+0.457	40.040	41.487	29.216
6	8:24:19.663	1:50.499	+0.213	40.052	41.275	29.172
7	8:26:10.230	1:50.567	+0.281	39.758	41.489	29.320
8	8:28:00.516	1:50.286		39.696	41.345	29.245
9	8:29:51.572	1:51.056	+0.770	40.213	41.490	29.353
10	8:31:42.318	1:50.746	+0.460	39.918	41.486	29.342
11	8:33:33.363	1:51.045	+0.759	40.085	41.469	29.491
12	8:35:24.109	1:50.746	+0.460	39.932	41.404	29.410
13	8:37:16.851	1:52.742	+2.456	39.980	43.183	29.579
14	8:39:08.683	1:51.832	+1.546	40.292	42.031	29.509
15	8:41:00.643	1:51.960	+1.674	40.395	41.884	29.681

Lap	Time of Day	Lap Tm	Diff	S1	S2	S3
(55) ESZENYI László						
1	8:15:07.130	2:04.813	+10.277	48.175	45.254	31.384
2	8:17:07.136	2:00.006	+5.470	43.158	45.311	31.537
3	8:19:04.999	1:57.863	+3.327	42.239	44.059	31.565
4	8:21:02.811	1:57.812	+3.276	42.523	44.216	31.073
5	8:22:59.193	1:56.382	+1.846	41.619	43.927	30.836
6	8:24:55.341	1:56.148	+1.612	41.867	43.369	30.912
7	8:26:51.429	1:56.088	+1.552	41.109	43.676	31.303
8	8:28:46.749	1:55.320	+0.784	41.952	43.058	30.310
9	8:30:41.783	1:55.034	+0.498	41.273	43.254	30.507
10	8:32:36.319	1:54.536		40.933	43.114	30.489
11	8:34:30.912	1:54.593	+0.057	40.969	43.225	30.399
12	8:36:25.996	1:55.084	+0.548	40.962	43.145	30.977
13	8:38:21.297	1:55.301	+0.765	40.963	43.230	31.108
14	8:40:17.475	1:56.178	+1.642	41.429	43.735	31.014
15	8:42:15.382	1:57.907	+3.371	42.120	44.426	31.361

Lap	Time of Day	Lap Tm	Diff	S1	S2	S3
(31) BRANISLAVA Lapinova						
1	8:15:14.735	2:12.418	+15.429	50.189	47.290	33.327
2	8:17:17.829	2:03.094	+6.105	44.367	45.723	33.004
3	8:19:19.507	2:01.678	+4.689	44.107	45.325	32.246
4	8:21:20.587	2:01.080	+4.091	43.509	45.384	32.187
5	8:23:20.544	1:59.957	+2.968	43.280	44.717	31.960
6	8:25:20.661	2:00.117	+3.128	43.302	44.855	31.960
7	8:27:20.418	1:59.757	+2.768	43.309	44.640	31.808
8	8:29:20.406	1:59.988	+2.999	43.385	44.793	31.810
9	8:31:19.537	1:59.131	+2.142	43.204	44.721	31.206
10	8:33:18.555	1:59.018	+2.029	42.752	44.860	31.406
11	8:35:18.030	1:59.475	+2.486	42.825	44.306	32.344
12	8:37:17.412	1:59.382	+2.393	42.896	44.018	32.468
13	8:39:14.442	1:57.030	+0.041	42.287	43.739	31.004

Lap	Time of Day	Lap Tm	Diff	S1	S2	S3
(17) BALOGH Zsolt						
14	8:41:11.431	1:56.989		42.284	43.908	30.797
1	8:17:03.240	4:00.923	+2:09.741	1:35.948	44.350	31.503
2	8:19:00.577	1:57.337	+6.155	42.062	44.289	30.986
3	8:20:55.790	1:55.213	+4.031	41.514	43.184	30.515
4	8:22:48.966	1:53.176	+1.994	40.737	42.477	29.962
5	8:24:41.839	1:52.873	+1.691	40.430	42.311	30.132
6	8:26:33.930	1:52.091	+0.909	40.460	42.008	29.623
7	8:28:25.112	1:51.182		39.947	41.716	29.519
8	8:30:16.331	1:51.219	+0.037	39.782	41.841	29.596
9	8:32:08.117	1:51.786	+0.604	39.901	42.106	29.779
10	8:34:00.258	1:52.141	+0.959	40.089	42.188	29.864
11	8:35:52.092	1:51.834	+0.652	40.050	42.085	29.699
12	8:37:43.845	1:51.753	+0.571	40.114	41.922	29.717
13	8:39:36.833	1:52.988	+1.806	40.572	42.659	29.757
14	8:41:29.842	1:53.009	+1.827	40.019	42.846	30.144

Lap	Time of Day	Lap Tm	Diff	S1	S2	S3
(1) LŐRINCZ Péter						
1	8:15:09.281	2:06.964	+12.730	49.274	46.133	31.557
2	8:17:08.341	1:59.060	+4.826	42.222	45.396	31.442
3	8:19:06.084	1:57.743	+3.509	41.982	44.846	30.915
4	8:21:03.883	1:57.799	+3.565	41.958	45.037	30.804
5	8:22:59.619	1:55.736	+1.502	41.187	44.265	30.284
6	8:24:56.452	1:56.833	+2.599	41.844	44.533	30.456
7	8:26:51.795	1:55.343	+1.109	40.794	43.644	30.905
8	8:28:48.001	1:56.206	+1.972	41.858	44.062	30.286
9	8:30:42.694	1:54.693	+0.459	40.793	43.331	30.569
10	8:32:36.928	1:54.234		40.632	43.231	30.371
11	8:34:31.454	1:54.526	+0.292	40.975	43.307	30.244
12	8:36:26.431	1:54.977	+0.743	40.807	43.240	30.930

Orbits

Az eredmény nem hivatalos, amíg azt a felügyelőtestület / zsűri jóvá nem hagyta. / These results are provisional, until the conclusion of any judicial and technical matters.

Duna-Autó AGYOB IX-X-XI.f. (Hungaroring)

Lapchart

OB II.kat (Formula)

Hungaroring 4,381 Km

Verseny2 / Race2 R2

2012.10.07. 08:14

Race (25:00 and 1 Laps) started at 8:13:02

Competitors	Laps															
	0	1	2	3	4	5	6	7	8	9	10	11	12	13	14	15
FEKETE Krisztián (11)	1	11	11	11	11	11	11	11	11	11	11	11	11	11	11	11
BALOGH Zsolt (17)	2	17	33	33	33	33	33	33	33	33	33	33	33	33	33	33
ESZENYI László (55)	3	55	55	55	55	55	55	55	55	55	55	55	55	55	55	55
LŐRINCZ Péter (1)	4	1	1	1	1	1	1	1	1	1	1	1	1	31	31	
PÖDÖR Balázs (33)	5	33	31	31	31	31	31	31	31	31	31	31	31	17	17	
BRANISLAVA Lapinova (31)	6	31	17	17	17	17	17	17	17	17	17	17	17	17	17	

Duna-Autó AGYOB IX-X-XI.f. (Hungaroring)

Sorted on Best Lap time

OB II.kat (Formula)

Hungaroring 4,381 Km

Időmérő/Qualifying Q3

2012.10.07. 12:05

Qualifying (20:00 Time) started at 12:18:31

Pos	PIC	No.	Name	Nat	Competitor	Car	Class	Laps	Best Tm	Diff	2nd Bes
1	1	11	FEKETE Krisztián	HUN	Feke-Team Motorsport	Tatus Honda	E - 2.0	5	1:45.597		1:46.085
2	2	33	PÖDÖR Balázs	HUN	Race Club Kft.	Formula Renault	E - 2.0	6	1:49.685	4.088	1:49.768
3	3	17	BALOGH Zsolt	HUN	Race Club Kft	Formula Renault	E - 2.0	7	1:52.606	7.009	1:54.162
4	4	55	ESZENYI László	HUN	Race Club Kft.	Formula Renault	E - 2.0	9	1:54.172	8.575	1:54.391
5	5	32	RÁTKAI Ferenc	HUN	Bovi Motorsport	Formula Renault	E - 2.0	9	1:54.292	8.695	1:54.614
6	6	1	LÓRINCZ Péter	HUN	HF Racing Kft.	Formula Renault	E - 2.0	8	1:55.307	9.710	1:55.374
7	7	31	BRANISLAVA Lapinova	SVK	Labra Team	Gloria	E - 2.0	9	1:56.290	10.693	1:56.326

Orbits

Az eredmény nem hivatalos, amíg azt a felügyelőtestület / zsűri jóvá nem hagyta. / These results are provisional, until the conclusion of any judicial and technical matters.

Duna-Autó AGYOB IX-X-XI.f. (Hungaroring)

OB II.kat (Formula)

Hungaroring 4,381 Km

Időmérő/Qualifying Q3

2012.10.07. 12:05

Qualifying (20:00 Time) started at 12:18:31

Lap	Time of Day	Lap Tm	Diff	S1	S2	S3	Lap	Time of Day	Lap Tm	Diff	S1	S2	S3
							9	12:39:01.369	1:56.326	+0.036	41.806	43.833	30.687
(11) FEKETE Krisztián													
1	12:22:30.787	1:50.168	+4.571	39.622	41.851	28.695							
2	12:24:16.872	1:46.085	+0.488	37.970	39.808	28.307							
3	12:26:04.226	1:47.354	+1.757	38.941	40.228	28.185							
4	12:27:49.823	1:45.597		37.880	39.672	28.045							
p5	12:30:01.618	2:11.795	+26.198	44.352	47.619								
(33) PÖDÖR Balázs													
1	12:22:25.769	1:50.954	+1.269	40.188	41.486	29.280							
2	12:24:16.025	1:50.256	+0.571	39.932	41.166	29.158							
3	12:26:07.469	1:51.444	+1.759	41.281	41.038	29.125							
4	12:27:57.237	1:49.768	+0.083	39.790	40.998	28.980							
5	12:29:46.922	1:49.685		39.651	41.005	29.029							
p6	12:31:54.901	2:07.979	+18.294	41.887	44.530								
(17) BALOGH Zsolt													
1	12:23:31.390	2:01.007	+8.401	43.942	45.888	31.177							
2	12:25:28.055	1:56.665	+4.059	42.030	44.027	30.608							
3	12:27:22.925	1:54.870	+2.264	41.183	43.206	30.481							
4	12:29:17.087	1:54.162	+1.556	40.917	43.201	30.044							
5	12:31:14.247	1:57.160	+4.554	42.352	44.143	30.665							
6	12:33:06.853	1:52.606		40.492	42.397	29.717							
p7	12:35:12.805	2:05.952	+13.346	43.883	44.394								
(55) ESZENYI László													
1	12:22:51.266	1:56.495	+2.323	42.417	43.509	30.569							
2	12:24:45.967	1:54.701	+0.529	40.853	43.228	30.620							
3	12:26:40.486	1:54.519	+0.347	41.171	42.807	30.541							
4	12:28:35.191	1:54.705	+0.533	41.295	42.999	30.411							
5	12:30:36.457	2:01.266	+7.094	41.056	42.876	37.334							
p6	12:32:44.717	2:08.260	+14.088	42.940	48.342								
7	12:35:53.903	3:09.186	+1:15.014		43.644	31.031							
8	12:37:48.294	1:54.391	+0.219	40.777	43.012	30.602							
9	12:39:42.466	1:54.172		40.848	42.941	30.383							
(32) RÁTKAI Ferenc													
1	12:23:18.151	1:58.249	+3.957	43.582	44.254	30.413							
2	12:25:13.227	1:55.076	+0.784	41.138	43.242	30.696							
3	12:27:09.195	1:55.968	+1.676	41.853	43.533	30.582							
4	12:29:05.022	1:55.827	+1.535	41.570	43.680	30.577							
5	12:31:00.331	1:55.309	+1.017	41.293	43.210	30.806							
6	12:32:54.945	1:54.614	+0.322	41.204	43.206	30.204							
7	12:34:49.237	1:54.292		40.764	43.030	30.498							
8	12:36:44.351	1:55.114	+0.822	40.809	42.959	31.346							
p9	12:39:01.259	2:16.908	+22.616	50.123	44.944								
(1) LŐRINGZ Péter													
1	12:23:19.595	1:58.741	+3.434	43.523	44.713	30.505							
2	12:25:16.322	1:56.727	+1.420	41.551	43.830	31.346							
3	12:27:12.013	1:55.691	+0.384	40.801	43.953	30.937							
4	12:29:07.601	1:55.588	+0.281	41.138	43.793	30.657							
5	12:31:02.908	1:55.307		41.185	43.720	30.402							
6	12:32:58.282	1:55.374	+0.067	41.270	43.534	30.570							
p7	12:34:59.196	2:00.914	+5.607	41.046	44.560								
8	12:39:12.277	4:13.081	+2:17.774		45.618	32.492							
(31) BRANISLAVA Lapinova													
1	12:23:21.218	1:59.776	+3.486	43.827	44.719	31.230							
2	12:25:19.461	1:58.243	+1.953	42.602	44.297	31.344							
3	12:27:17.394	1:57.933	+1.643	42.277	44.215	31.441							
4	12:29:15.768	1:58.374	+2.084	42.605	44.557	31.212							
5	12:31:15.179	1:59.411	+3.121	44.229	44.387	30.795							
6	12:33:11.469	1:56.290		41.828	43.782	30.680							
7	12:35:08.031	1:56.562	+0.272	41.814	43.731	31.017							
8	12:37:05.043	1:57.012	+0.722	42.316	43.914	30.782							

Orbits

Az eredmény nem hivatalos, amíg azt a felügyelőtestület / zsűri jóvá nem hagyta. / These results are provisional, until the conclusion of any judicial and technical matters.

Duna-Autó AGYOB IX-X-XI.f. (Hungaroring)

OB II.kat (Formula)


Hungaroring 4,381 Km

Verseny3 / Race3 R3

2012.10.07. 15:04

Race (25:00 and 1 Laps)

<p>Formula Renault 1:55.307 1 LŐRINCZ Péter</p> <p>6</p>	<p>Gloria 1:56.290 31 BRANISLAVA Lapinova</p> <p>7</p>	4
<p>Formula Renault 1:54.172 55 ESZENYI László</p> <p>4</p>	<p>Formula Renault 1:54.292 32 RÁTKAI Ferenc</p> <p>5</p>	3
<p>Formula Renault 1:49.685 33 PÖDÖR Balázs</p> <p>2</p>	<p>Formula Renault 1:52.606 17 BALOGH Zsolt</p> <p>3</p>	2
	<p>Tatus Honda 1:45.597 11 FEKETE Krisztián</p> <p>1</p>	1
	POLE POSITION 1	



Orbits

Az eredmény nem hivatalos, amíg azt a felügyelőtestület / zsűri jóvá nem hagyta. / These results are provisional, until the conclusion of any judicial and technical matters.

Duna-Autó AGYOB IX-X-XI.f. (Hungaroring)

Sorted on Laps

OB II.kat (Formula)

HIVATALOS - OFFICIAL

Hungaroring 4,381 Km

Verseny3 / Race3 R3

2012.10.07. 15:04

Race (25:00 and 1 Laps) started at 15:04:07

Pos	PIC	No.	Name	Nat	Competitor	Car	Class	Laps	Total Tm	Diff	Best Tm	Note1
1	1	11	FEKETE Krisztián	HUN	Feke-Team Motorsport	Tatus Honda	E-2.0	15	27:28.776		1:48.677	
2	2	33	PÖDÖR Balázs	HUN	Race Club Kft.	Formula Renault	E-2.0	15	27:57.406	28.630	1:50.885	
3	3	1	LŐRINCZ Péter	HUN	HF Racing Kft.	Formula Renault	E-2.0	15	28:54.970	1:26.194	1:53.895	
4	4	55	ESZENYI László	HUN	Race Club Kft.	Formula Renault	E-2.0	15	28:58.827	1:30.051	1:53.913	
5	5	17	BALOGH Zsolt	HUN	Race Club Kft	Formula Renault	E-2.0	15	29:05.726	1:36.950	1:53.480	
6	6	31	BRANISLAVA Lapinova	SVK	Labra Team	Gloria	E-2.0	14	27:35.320	1 Lap	1:56.951	

Not classified (75% = 11 Laps)

NF	INF	32	RÁTKAI Ferenc	HUN	Bovi Motorsport	Formula Renault	E-2.0	13	25:00.282	DNF	1:53.436	
----	-----	----	---------------	-----	-----------------	-----------------	-------	----	-----------	-----	----------	--

Margin of Victory	Avg. Speed	Best Lap Tm	Best Speed	Best Lap by
28.630	143,485	1:48.677	145,124	11 - FEKETE Krisztián

Orbits

Az eredmény nem hivatalos, amíg azt a felügyelőtestület / zsűri jóvá nem hagyta. / These results are provisional, until the conclusion of any judicial and technical matters.

Duna-Autó AGYOB IX-X-XI.f. (Hungaroring)

OB II.kat (Formula)

Hungaroring 4,381 Km

Verseny3 / Race3 R3

2012.10.07. 15:04

Race (25:00 and 1 Laps) started at 15:04:07

Lap	Time of Day	Lap Tm	Diff	S1	S2	S3
(11) FEKETE Krisztián						
1	15:06:01.831	1:54.369	+5.692	43.687	41.677	29.005
2	15:07:50.972	1:49.141	+0.464	38.681	41.514	28.946
3	15:09:40.257	1:49.285	+0.608	38.576	41.485	29.224
4	15:11:29.546	1:49.289	+0.612	38.528	41.746	29.015
5	15:13:18.939	1:49.393	+0.716	38.555	41.758	29.080
6	15:15:08.268	1:49.329	+0.652	38.689	41.725	28.915
7	15:16:56.945	1:48.677		38.355	41.371	28.951
8	15:18:46.537	1:49.592	+0.915	38.730	41.771	29.091
9	15:20:35.918	1:49.381	+0.704	38.666	41.686	29.029
10	15:22:25.351	1:49.433	+0.756	38.472	41.729	29.232
11	15:24:15.267	1:49.916	+1.239	38.471	42.314	29.131
12	15:26:05.206	1:49.939	+1.262	38.548	42.159	29.232
13	15:27:54.505	1:49.299	+0.622	38.559	41.874	28.866
14	15:29:44.077	1:49.572	+0.895	38.273	41.715	29.584
15	15:31:36.238	1:52.161	+3.484	40.018	42.683	29.460

Lap	Time of Day	Lap Tm	Diff	S1	S2	S3
(33) PÖDÖR Balázs						
1	15:06:05.119	1:57.657	+6.772	46.244	41.854	29.559
2	15:07:56.215	1:51.096	+0.211	39.972	41.520	29.604
3	15:09:47.451	1:51.236	+0.351	40.013	41.719	29.504
4	15:11:38.841	1:51.390	+0.505	40.131	41.678	29.581
5	15:13:29.976	1:51.135	+0.250	40.257	41.413	29.465
6	15:15:22.020	1:52.044	+1.159	40.179	41.678	30.187
7	15:17:13.244	1:51.224	+0.339	39.888	41.740	29.596
8	15:19:04.129	1:50.885		39.906	41.611	29.368
9	15:20:55.119	1:50.990	+0.105	39.909	41.526	29.555
10	15:22:46.065	1:50.946	+0.061	39.769	41.570	29.607
11	15:24:37.670	1:51.605	+0.720	40.072	41.956	29.577
12	15:26:29.374	1:51.704	+0.819	40.449	41.633	29.622
13	15:28:20.831	1:51.457	+0.572	40.177	41.725	29.555
14	15:30:12.550	1:51.719	+0.834	40.122	41.955	29.642
15	15:32:04.868	1:52.318	+1.433	40.545	42.019	29.754

Lap	Time of Day	Lap Tm	Diff	S1	S2	S3
(1) LÖRINCZ Péter						
1	15:06:10.152	2:02.690	+8.795	46.494	43.994	31.173
2	15:08:05.069	1:54.917	+1.022	40.970	43.467	30.480
3	15:09:59.730	1:54.661	+0.766	40.863	43.339	30.459
4	15:11:54.237	1:54.507	+0.612	40.696	43.318	30.493
5	15:13:48.553	1:54.316	+0.421	40.574	43.595	30.147
6	15:15:44.271	1:55.718	+1.823	40.542	43.408	31.768
7	15:17:39.112	1:54.841	+0.946	40.937	43.403	30.501
8	15:19:33.938	1:54.826	+0.931	40.790	43.348	30.688
9	15:21:29.750	1:55.812	+1.917	41.630	43.428	30.754
10	15:23:25.012	1:55.262	+1.367	41.351	43.143	30.768
11	15:25:19.839	1:54.827	+0.932	40.766	43.392	30.669
12	15:27:13.734	1:53.895		40.489	43.092	30.314
13	15:29:10.090	1:56.356	+2.461	40.698	44.871	30.787
14	15:31:05.029	1:54.939	+1.044	41.202	43.542	30.195
15	15:33:02.432	1:57.403	+3.508	40.729	44.372	32.302

Lap	Time of Day	Lap Tm	Diff	S1	S2	S3
(55) ESZENYI László						
1	15:06:08.301	2:00.839	+6.926	46.883	43.091	30.865
2	15:08:03.316	1:55.015	+1.102	41.110	43.210	30.695
3	15:09:57.978	1:54.662	+0.749	40.879	42.748	31.035
4	15:11:52.876	1:54.898	+0.985	41.081	43.053	30.764
5	15:13:47.675	1:54.799	+0.886	41.099	42.925	30.775
6	15:15:43.428	1:55.753	+1.840	40.882	43.648	31.223
7	15:17:38.152	1:54.724	+0.811	40.968	43.032	30.724
8	15:19:33.122	1:54.970	+1.057	40.987	43.120	30.863
9	15:21:29.477	1:56.355	+2.442	41.731	43.209	31.415
10	15:23:23.404	1:53.927	+0.014	40.773	42.575	30.579
11	15:25:18.400	1:54.996	+1.083	41.221	43.197	30.578
12	15:27:12.313	1:53.913		40.786	42.636	30.491
13	15:29:07.282	1:54.969	+1.056	41.279	43.000	30.690

Lap	Time of Day	Lap Tm	Diff	S1	S2	S3
14	15:31:04.026	1:56.744	+2.831	42.679	43.475	30.590
15	15:33:06.289	2:02.263	+8.350	41.530	44.333	36.400
(17) BALOGH Zsolt						
1	15:06:19.421	2:11.959	+18.479	57.176	43.922	30.861
2	15:08:15.767	1:56.346	+2.866	41.797	43.828	30.721
3	15:10:10.296	1:54.529	+1.049	40.740	43.102	30.687
4	15:12:04.720	1:54.424	+0.944	41.317	42.989	30.118
5	15:13:59.030	1:54.310	+0.830	40.684	42.988	30.638
6	15:15:54.685	1:55.655	+2.175	41.445	43.704	30.506
7	15:17:50.597	1:55.912	+2.432	41.289	44.096	30.527
8	15:19:45.903	1:55.306	+1.826	40.834	43.893	30.579
9	15:21:39.383	1:53.480		40.453	42.773	30.254
10	15:23:34.478	1:55.095	+1.615	41.090	43.584	30.421
11	15:25:30.496	1:56.018	+2.538	41.073	44.208	30.737
12	15:27:26.214	1:55.718	+2.238	41.335	43.628	30.755
13	15:29:21.214	1:55.000	+1.520	40.740	43.655	30.605
14	15:31:17.525	1:56.311	+2.831	42.461	43.343	30.507
15	15:33:13.188	1:55.663	+2.183	41.237	43.658	30.768

Lap	Time of Day	Lap Tm	Diff	S1	S2	S3
(31) BRANISLAVA Lapinova						
1	15:06:13.820	2:06.358	+9.407	47.047	44.780	31.613
2	15:08:11.406	1:57.586	+0.635	42.142	44.304	31.140
3	15:10:09.745	1:58.339	+1.388	42.742	44.538	31.059
4	15:12:07.695	1:57.950	+0.999	43.121	44.071	30.758
5	15:14:05.261	1:57.566	+0.615	42.376	44.235	30.955
6	15:16:02.212	1:56.951		42.065	44.116	30.770
7	15:17:59.584	1:57.372	+0.421	42.260	44.353	30.759
8	15:19:56.944	1:57.360	+0.409	42.370	44.170	30.820
9	15:21:54.037	1:57.093	+0.142	42.355	44.106	30.632
10	15:23:52.184	1:58.147	+1.196	42.585	44.678	30.884
11	15:25:49.386	1:57.202	+0.251	42.358	43.961	30.883
12	15:27:46.941	1:57.555	+0.604	42.365	44.183	31.007
13	15:29:45.014	1:58.073	+1.122	42.263	43.696	32.114
14	15:31:42.782	1:57.768	+0.817	42.929	43.936	30.903

Lap	Time of Day	Lap Tm	Diff	S1	S2	S3
(32) RÁTKAI Ferenc						
1	15:06:13.242	2:05.780	+12.344	51.160	43.765	30.855
2	15:08:07.689	1:54.447	+1.011	40.939	42.900	30.608
3	15:10:01.369	1:53.680	+0.244	41.080	42.527	30.073
4	15:11:55.490	1:54.121	+0.685	40.952	42.816	30.353
5	15:13:48.926	1:53.436		40.771	42.452	30.213
6	15:15:43.775	1:54.849	+1.413	40.991	42.774	31.084
7	15:17:38.466	1:54.691	+1.255	41.027	42.914	30.750
8	15:19:33.517	1:55.051	+1.615	41.043	43.168	30.840
9	15:21:29.309	1:55.792	+2.356	41.586	43.125	31.081
10	15:23:23.701	1:54.392	+0.956	41.247	42.826	30.319
11	15:25:18.710	1:55.009	+1.573	41.247	43.310	30.452
12	15:27:12.793	1:54.083	+0.647	40.750	42.886	30.447
13	15:29:07.744	1:54.951	+1.515	41.011	43.118	30.822

Orbits

Az eredmény nem hivatalos, amíg azt a felügyelőtestület / zsűri jóvá nem hagyta. / These results are provisional, until the conclusion of any judicial and technical matters.

Duna-Autó AGYOB IX-X-XI.f. (Hungaroring)

Lapchart

OB II.kat (Formula)

Hungaroring 4,381 Km

Verseny3 / Race3 R3

2012.10.07. 15:04

Race (25:00 and 1 Laps) started at 15:04:07

Competitors	Laps															
	0	1	2	3	4	5	6	7	8	9	10	11	12	13	14	15
ESZENYI László (55)	1	55	11	11	11	11	11	11	11	11	11	11	11	11	11	11
BALOGH Zsolt (17)	2	17	33	33	33	33	33	33	33	33	33	33	33	33	33	33
RÁTKAI Ferenc (32)	3	32	55	55	55	55	55	55	55	32	55	55	55	55	55	1
LÓRINCZ Péter (1)	4	1	1	1	1	1	32	32	32	55	32	32	32	32	1	55
PÖDÖR Balázs (33)	5	33	32	32	32	32	1	1	1	1	1	1	1	1	17	17
BRANISLAVA Lapinova (31)	6	31	31	31	31	17	17	17	17	17	17	17	17	17	17	31
FEKETE Krisztián (11)	7	11	17	17	17	31	31	31	31	31	31	31	31	31	31	31